

ENGINEERING
TOMORROW



Industrial Hose Master Catalog

Boston by Danfoss Industrial Hose Solutions



Boston
by Danfoss

To learn more go to:
www.danfoss.com

Think Big. Think Boston.

Industrial Hose Solutions



Boston
by Danfoss

ENGINEERING
TOMORROW

Danfoss

Boston[®] is back

Back for unparalleled leadership in the manufacturing of innovative industrial hose products. Delivering safety, performance and solutions with the same safety and performance, the same value and quality, the same trusted brand. With a 150-year reputation at stake, we wouldn't have it any other way.

Markets



Air & Multipurpose



Chemical



Food & Beverage



Material Handling



Oil & Petroleum



Specialty



Steam



Water

Applications

- Air transfer
- Beverage dispensing
- Chemical transfer
- Food/dairy transfer
- Hot air blower
- Washdown applications
- LPG transfer
- Nitrogen transfer
- Dry material & bulk transfer
- Mud suction & discharge
- Frac application
- Oil transfer
- Gasoline dispensing
- Steam transfer
- Hydrocarbon drain
- Water suction & discharge
- Plastic industry
- Agriculture
- Boom truck
- Automotive
- Heat control



Our history

A tradition of excellence



Danfoss industrial hose line comes from a long tradition of excellence and innovation. Boston Woven Hose & Rubber Company, founded in 1870, was among the first companies to produce a tubular rubber hose. These early pioneers in the industrial hose industry passed on their expertise from one generation to the next. In 150 years, Boston by Danfoss has grown from a tiny operation to a global leader in electrical components and systems for power quality, distribution and control; hydraulics components, systems and services for industrial and mobile equipment; aerospace fuel, hydraulics and pneumatic systems for commercial and military use; and truck and automotive drivetrain and powertrain systems for performance, fuel economy and safety.

Who we are now

Engineering tomorrow

Boston

by Danfoss

At Danfoss, we value the knowledge of these early innovators, so much so that in 2021, we bought the company. Our Danfoss industrial hose products build upon the expertise of these early innovators in partnership with our cutting-edge technology to make us the leading authority in industrial hose.

Every industrial hose application requires something different, whether it's high or low pressure, fast or slow transfer rates, or materials that range from air to water to hazardous chemicals. With this wide range of requirements we are proud to announce that Danfoss brand is now **Boston by Danfoss**. At Boston by Danfoss, we have an extensive portfolio of industrial hoses to suit a range of markets and applications with unique requirements.

Proven process

Powerful performance

Danfoss Industrial hose line comes from a long tradition of excellence and innovation. With over 150 years of manufacturing expertise, Danfoss is one of the largest manufacturers of fluid conveyance products in the world. Our cutting-edge technology mixed with our unparalleled leadership in manufacturing has made us one of the world's most preferred supplies of industrial hose.



Every industrial hose application requires something different, whether it's high or low pressure, fast or slow transfer rates, or materials that range from air to water to hazardous chemicals. Danfoss has an extensive portfolio of industrial hoses to suit a range of markets and applications with unique requirements.



Innovative products

Boston industrial hose products are manufactured with a variety of compounds and reinforcements partnered with our proven process to achieve maximum quality and durability while also ensuring utmost flexibility and ease of use.

When safety and performance matter, the industrial hose you choose matters.



Largest manufacturer

Boston Woven Hose & Rubber Company, founded in 1870, was among the first to produce a tubular rubber hose. With 150+ years of knowledge and expertise, partnered with one of the largest manufacturing plants in the world, Danfoss bring you an extensive line of industrial hose products, meeting an array of markets and applications.



Introducing a new look for industrial hoses.

Laying it on the line

Our laylines provide critical information at a glance

Every hose is **easily identified**

Every foot of every Boston by Danfoss hose is easily identified with permanent branding allowing for quicker, easier and safer hose selection — at a glance you can see all the information needed to make the right choice.

Brand

Boston by Danfoss name on every hose is assurance that you are relying on a global leader.

Category / Application

Industry category & application for which the hose was designed for.

ID / DN

Inner dimension (millimeters and inches) and diameter nominal (DN), which also denotes the inside diameter.

Product name

Memorable product name and icon allowing for easy recognition in the field.

Series / Size

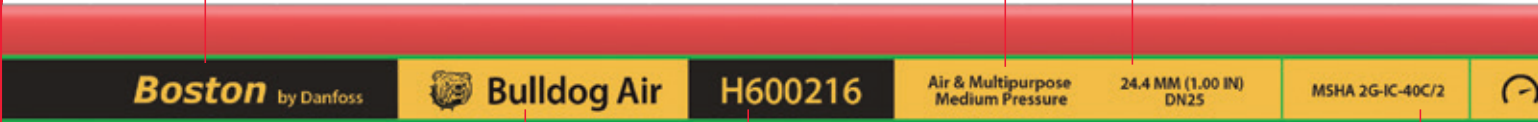
Product series and size identification for additional verification that you are choosing the right product for your needs.

Certification

Hose agency certifications assuring our products meet your safety requirements in the field.

Certifications

- MSHA US Mine Safety and Health Administration
- CAN/CGA Canadian Standards Association Rated
- DIN Deutsche (German) Industrial Norme
- EN Committee for European Normalization
- ABS American Bureau of Shipping
- ASME American Society of Mechanical Engineers
- RMA Rubber Manufacturers Association, Inc.
- SAE Society of Automotive Engineers
- UL Underwriters Laboratories
- ISO International Standards Organization
- FDA U.S. Food and Drug Administration
- NSF National Sanitation Foundation; for food safety and sanitation
- EC No 1935/2004 Safety in food contact materials



Boston by Danfoss

Brand name identity

(and the quality that goes behind it)

The Boston by Danfoss brand name is on every hose—safety and reliability are in every hose. With over 150 years worth of reputation you are assured maximum value and consistent quality with every hose product for every application.

Temperature

Working temperature range in Celsius and Fahrenheit.



Warning label

Warning labels on all hoses to ensure safety is a priority when handling Danfoss products.

Operating pressure

Maximum operating pressure in BAR and pounds per square inch (PSI).

MTO Smart Container Tool

Full product selection | Easy order configuration | Factory direct pricing

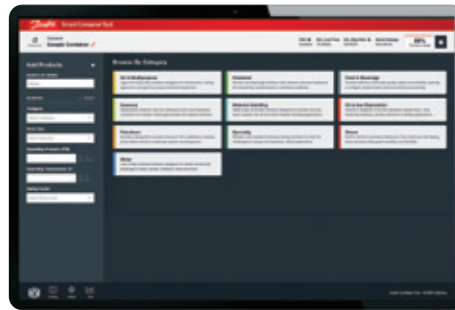


Selecting and ordering industrial hose has **never been easier**

Take full control of inventory levels, scheduling and optimized pricing with the Made-To-Order program available exclusively through Powersource. The **MTO Smart Container Tool** provides access to 2,400+ industrial hose products from our manufacturing plant in Turkey at factory-direct pricing.

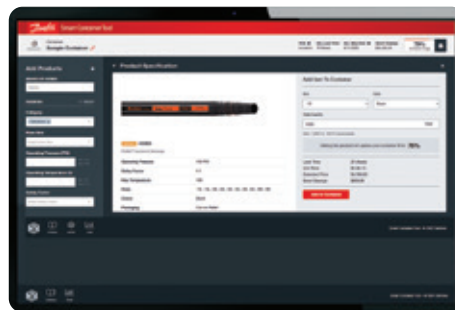
This virtual bulk hose container builder allows you to see the container fill percentage as you add items to ensure you optimize your order to minimize shipping costs and maximize smart savings.

No need to complete a large order all at one time. The tool includes a container project management dashboard so you can manage multiple projects over time. You even have the ability to split or merge items between container projects to improve order efficiency!



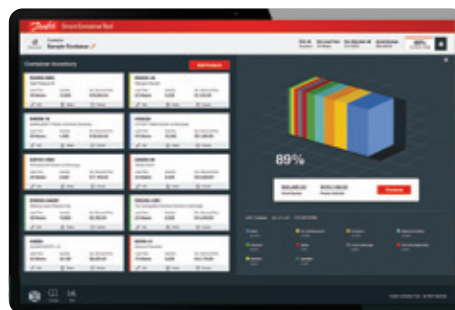
Search for products

Using the tool's built-in filters, search by application category, pressure, temperature, size and even safety factor. Access order history with a quick reorder option at a click of a button!



Simplify logistics

From product selection to order configuration, gain valuable insights at every step such as minimum order quantity, pricing, manufacturing lead times, projected shipping date and more.



See the container


As you build your container, you can see the container fill percentage as you add items helping you minimize shipping costs and maximize smart savings. Seamlessly generate and submit Purchase Order with email receipt.

Get started today at [PowerSource > Tools > Smart Container Tool](#)

Knowledge is **power**

Single source for everything you need to know

POWERSOURCE®



Danfoss **PowerSource**

PowerSource: the online tool is your single source for everything you need to know about Danfoss' fluid conveyance products. With the click of your mouse, be immediately connected to Danfoss' extensive resources including: product literature library, training videos, crimp specs, hose assembly configurator, cross reference guides, and so much more...

Because this extensive product resource is online and the resources are digital, all of the information is easily transferable to your customers.



Products

Search, spec, and sell over 200,000 Danfoss Products.



Cross Reference

Find equivalent Danfoss parts for thousands of competitor parts.



Product Configurators

Generated customized bills of materials for hose assemblies, actuation, power and motion control products.



Literature & videos

Deliver detailed product and online training materials at the speed of businesses worldwide.



Locator

Find local and regional Danfoss product dealers.



3D Models

View, download and share easy-to-use digital models.

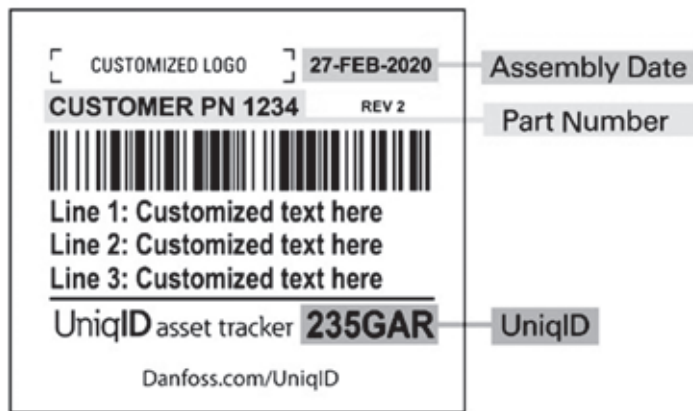
Danfoss**PowerSource.com**

UniqID™ Asset tracker

Small label. **Big impact.**

The Danfoss UniqID asset management solution drives efficiency in every aspect of the asset lifecycle.

The Danfoss UniqID asset management solution seamlessly drives new efficiencies into every aspect of the asset lifecycle—from asset tracking, to routinized maintenance alerts, replacement orders and more. Through the use of an intuitive six-digit coding system and cloud-based portal—UniqID asset tracker makes it easy to label, track and replace hose assemblies.



Track the complete product life cycle

Label, track and manage products while meeting OEM compliance requirements.



Manage assets on the go

Access asset information from anywhere, at any time.



Increase revenue

Secure aftermarket sales with the unique six-digit code.



Reduce downtime

Replace assets quickly and accurately.



Set schedules and run reports

Proactively manage upcoming maintenance and replacements needs.



Streamline record keeping

Minimize paper-based processes with our cloud-based solution.



To get started, contact UniqID@Danfoss.com or visit Danfoss.com/UniqID

Next Day shipping

Need it fast? We're on it!



Don't wait for a scheduled consolidated ship date, **get it shipped next day!**

Next day shipping is now available on stocked Boston by Danfoss brand industrial hose products from the Cleveland, TN warehouse. Danfoss covers the shipping costs; standard pre-paid shipping terms apply (no expedites).



3 EASY STEPS

- 1** **Enter Order**
Submit \$3500+ Danfoss industrial hose order by 1PM EST.
- 2** **Notify Customer Service**
Request "next day shipping" via email or phone with order details.
- 3** **Order Shipped**
Orders ship the next day via ground shipping from Cleveland, TN. Transit times may vary.

How to use this catalog

The hose you need, the way you want it.

Flexible fulfillment options

Decide which section to search by the fulfillment options:

At Danfoss, we are proud to offer an extensive catalog of industrial hose solutions for every application in any working condition. This guide is a tool for navigating and selecting the best hose for the application by delivering the needed information quickly. We've divided these pages by order fulfillment, industry market segments, and application. Each hose page provides valuable information and other critical details to allow you to make the correct hose selection quickly.

To customize the ordering process, Danfoss offers two sections representing our different product fulfillment options, **Made to Stock** & **Made to Order**. Made to Stock offers our core products warehoused and stocked, ready to ship. Made to Order provides an extensive portfolio of hose solutions custom made for your hose needs. These sections assist you in finding the right hose for the right application — the way you want it.



Made to Stock

Focused inventory on core products that are **ready to ship** in a moments notice.

- Core products offering
- Off the shelf from the warehouse
- Low volume, short lead time
- Market pricing

When you need it now
order here: [My.Danfoss.com](https://www.danfoss.com)

Market categories

Color coding on each page for easy searching by market category and application type.

Air & Multipurpose



Air & Multipurpose

Chemical



Chemical

Food & Beverage



Food & Beverage








Made to Order

Earn smart savings and **improve your profitability** by buying in bulk. Start your customized order anytime and fill a shipping container using the Smart Container Tool on PowerSource.

- Full product capability
- Bulk container factory direct
- High volume, longer lead time
- Optimized pricing at FCA incoterms

When cost-saving matters
 order here: **DanfossPowerSource.com**
 using the MTO Smart Container Tool



<div style="background-color: #8B4513; color: white; padding: 5px; writing-mode: vertical-rl; transform: rotate(180deg); font-weight: bold;">Material Handling</div> 	<div style="background-color: #D9534F; color: white; padding: 5px; writing-mode: vertical-rl; transform: rotate(180deg); font-weight: bold;">Oil & Petroleum</div> 	<div style="background-color: #4F7982; color: white; padding: 5px; writing-mode: vertical-rl; transform: rotate(180deg); font-weight: bold;">Specialty</div> 	<div style="background-color: #D62728; color: white; padding: 5px; writing-mode: vertical-rl; transform: rotate(180deg); font-weight: bold;">Steam</div> 	<div style="background-color: #1F77B4; color: white; padding: 5px; writing-mode: vertical-rl; transform: rotate(180deg); font-weight: bold;">Water</div> 
Material Handling	Oil & Petroleum	Specialty	Steam	Water

Safety information

Read this page before using any of the products/information in this catalog.

Read this page before using any of the products/information in this catalog.



With wide operating pressure ranges, optimal levels of abrasion resistance, long-lasting durability and high-performance transfer capabilities, Danfoss hoses and hose fittings provide the ultimate fluid conveyance solutions for a variety of equipment and applications around the world, including vehicles, aircraft, mining, food and beverage, and mobile and industrial equipment.

At Danfoss, we have invested a lot of time and resources in helping OEMs analyze the risks and hazards associated with their machines. We work to identify the right solutions to make their functional safety systems best in class.

Look to us for expert support with:

- Identifying the functional safety requirements for specific machine types
- Designing and selecting products or solutions to fulfill functional safety requirements
- Obtaining the relevant functional safety data

The information provided will ensure the best hose choice:

- By providing detailed construction and recommended application for each hose
- By listing suggestions on how to take care of the hose and maintenance for optimum service and safety

Before using any hose in this catalog, consult the safety section in this catalog and the guidelines on the Danfoss website for the most current information or contact Technical Support.

This catalog is designed to be used as a guide in selecting the proper hose for the applications listed herein. It contains many cautions, warnings, guidelines, and directions for the safe and proper use of Danfoss Industrial hose. All these directions and footnotes should be read and understood before specifying or using any of these hoses.

Some of the most common problems in the chemical hose industry result from improper hose and coupling selection, improper assembly techniques, failure to correctly inspect and test hose assemblies, and improper cleaning practices and hose assembly storage techniques.

In turn, these situations can lead to material leakage, spraying, spattering, end blow-offs, explosions, and other situations that may result in serious personal injury and property damage.

Personal injuries caused by improper hose assembly specification, installation, and usage could include cuts and abrasions, serious burns, irreparable eye damage, or even death. Therefore, for your safety and the safety of others working around you, Danfoss strongly urges you to read and comply with all safety information printed in this publication.

▲WARNING Failure to properly follow the manufacturer's recommended procedures for the care, maintenance and storage of a particular hose may result in its failure to perform in the manner intended and may result in serious injury, death, and damage to property.

▲WARNING Testing can be dangerous and should be done only by trained personnel using proper tools and procedures. Failure to follow such procedures might result in serious injury, death, or damage to property.

Consult the coupling manufacturer to make sure you choose the correct coupling and proper assembly for the application, or contact Danfoss Technical Support. Such matching of hose and couplings, and assembling of couplings, should be performed only by trained personnel using proper tools and procedures. Failure to follow manufacturer's instructions or failure to use trained personnel may result in serious bodily injury and/or property damage.

▲WARNING Never use a hose to transfer material it is not specifically meant to transfer. Doing so could deteriorate the hose and result in leaking, hose bursting, or end blow-offs. This could lead to serious personal injury or death. Always transfer material in a hose that is designed specifically to transfer that material. This information is listed in this catalog.

▲WARNING Consider both working pressure and pressure surges when determining "maximum" pressure. Failure to select a hose that meets both these requirements could lead to end blow-offs, hose leakage, and hose bursting. The result could be serious injury or death. The Danfoss hose you choose must meet or exceed the required working pressure, and must have a safety factor to allow for surge pressure.

▲WARNING Be aware that if you replace a hose with one having a different I.D. than the original hose, material velocity could increase or decrease, possibly creating static electricity. This could lead to an explosion causing serious injury or death.

▲WARNING Selection of the proper hose for the application is essential to the proper operation and safe use of the hose and related equipment. Inadequate attention to selection of hose for the application can result in serious bodily injury or property damage. In order to avoid serious bodily injury or property damage resulting from selection of the wrong hose, you should carefully review the information in this catalog.

▲WARNING Couplings attached with bands or clamps may reduce the working pressure of the hose assembly to less than the maximum rated working pressure of the hose. Refer to the NAHAD Industrial Hose Assembly Guidelines.

Part number nomenclature

A hose part number is composed of several different elements, all combined to make the final number. The following is a diagram of an example hose part number and the elements that go into creating that number.

Hose type

The hose number is simply the type of hose you want to order.

Hose size

These are two digits after the base hose number. The hose size code follows industry standards.

Metric equivalents are found with the hose specification charts on each hose page within the hose section of the catalog.

Hose length

The hose length is indicated in feet. Metric equivalents are found in the length section of the hose specification charts.

Danfoss part numbers

E H A 5 0 0 - 0 8 Y W - 1 0 0



Selection of Hose

Selection of the proper Danfoss Industrial hose for an application is essential to the proper operation and safe use of the hose and related equipment. Inappropriate hose selection may result in hose leakage, bursting, or other failure which may cause serious bodily injury or property damage from spraying fluids or flying projectiles. To avoid serious bodily injury or property damage resulting from selection of the wrong hose, you should carefully review the information in this catalog. Some of the factors to consider in proper hose selection are known as STAMPED:

S	Size (I.D., O.D. and length)
T	Temperature of material conveyed and environmental
A	Application, the conditions of use
M	Material being conveyed, type and concentration
P	Pressure to which the assembly will be exposed
E	Ends; style, type, orientation, attachment methods, etc.
D	Delivery testing, quality, packaging, and delivery requirements

These factors and the supplemental information contained in this catalog should be considered in selecting the proper hose for your application. If you have any questions regarding the proper hose for your application, please contact Technical Support.

Proper Selection of Hose Ends

Selection of the proper Danfoss Industrial hose end or coupling is essential to the proper operation and safe use of hose assemblies and related equipment. Inadequate attention to the selection of the end fittings may result in hose leakage, bursting, or other failure which may cause serious bodily injury or property damage from spraying fluids or flying projectiles. In order to avoid serious bodily injury or property damage resulting from selection of an incompatible hose end or coupling, you should carefully review the information in this catalog. Some of the factors which are involved in the selection of the proper hose couplings are:

- fluid compatibility
- temperature
- installation design
- hose size
- corrosion requirements
- fluid conveyed

The given hose and hose end selection factors and the other information contained in this catalog should be considered by you in selecting the proper hose end fitting for your application.

If you have any questions regarding the use of hose/hose ends, for North America contact Technical Support or your technical representative.

Hose Installation

Proper installation is essential to the proper operation and safe use of the hose assembly and related equipment.

▲WARNING Improper hose assembly installation may result in serious injury or property damage caused by spraying fluids or flying projectiles. In order to avoid serious bodily injury or property damage resulting from improper hose assembly installation carefully review the information in this catalog. Some of the factors to be considered when installing a hose assembly are:

- hose elongation or contraction
- proper bend radius/hose routing under pressure
- elbows and adapters to relieve strain
- protection from rubbing or abrasion high temperature sources
- protection against excessive movement
- twisting from pressure spikes/surges

These hose assembly installation factors and the other information in this catalog should be considered by you before installing the hose assembly. If you have any questions regarding proper hose installation, for contact Technical Support Hose Maintenance

Proper maintenance of the hose is essential to the safe use of the hose and related equipment. Hose should be stored in a dry place. Hose should also be visually inspected. Any hose that has a cut or gouge in the cover that exposes the reinforcement should be retired from service. Hoses should also be inspected for kinking or broken reinforcement. If the outside diameter of the hose is reduced by 20% or more, the hose should be repaired or removed from service. Inadequate attention to hose maintenance may result in hose leakage, bursting, or other failure which may cause serious bodily injury or property damage from spraying fluids, flying projectiles, or other substances.

Hose selection

Choose the right hose for the application

Danfoss recommends using the **STAMPED** process to aid in determining the correct hose and coupling for your application. This worksheet is designed to help you organize information for determining the best hose for a given application. The questions are based on the hose selection factors described in this catalog.

When selecting a hose, always use this worksheet in conjunction with this catalog. Read all instructions concerning the hose you are selecting.

S - Size (I.D., O.D. and length)

T - Temperature of material conveyed and environmental

A - Application, the conditions of use

M - Material being conveyed, type and concentration

P - Pressure to which the assembly will be exposed

E - Ends; style, type, orientation, attachment methods, etc.

D - Delivery testing, quality, packaging, and delivery requirements

1. Size

Flow (cubic feet per minute) requirements? _____

See Flow Capacity Chart.

Hose I.D. requirements given the flow requirements? _____

Pressure drop? _____

Length requirements (excluding hose ends)? _____

2. Temperature

Temperature range of material to be transferred?

Min. _____ Max. _____ Average _____

Year-round external environment temperature range? _____

Cleaning temperature? _____

3. Application

If the application is new, what service is to be performed? _____

4. Material: Compatibility & Environment

Internal and external environment consideration. Internal environment relates to the material being conveyed. External environment relates to anything originating from outside the hose.

Check all that apply.

Abrasive materials (conveyants and external)

Petroleum products (aromatics, aliphatics, etc.)

Materials that could cut or gouge hose

Solvents

Ozone

Acids/caustics

Animal fats (oils)

Sparking or flames

Cleaning with steam

Material to be transferred? _____

Material concentration (%)? _____

What hose cleaning solution(s) will be used? _____

5. Pressure & Suction

What working pressure is required? _____

Are pressure surges involved in this application? How high? _____

What safety factor is required? _____

Is this a suction application? What vacuum rating is required? _____

6. Ends

End _____

Material _____

Attachment Method _____

7. Delivery

Qty. required _____ Date required _____ Pkg. requirements _____

Testing Required - No Yes If Yes, Type: _____

Certification Required - No Yes If Yes, Type: _____

Special Requirements/Other Information

Will the selected hose need to possess any of the following features:

Branding information needed on the hose? _____

Color coding? _____

Any special designations required by agencies or associations? _____

Will any regulatory agency approvals be required? If yes, which one(s)? _____

Non-conductive rubber needed to prevent transmittal of electricity? _____

Static wire or static-dissipating tube to prevent static electricity buildup and discharge sparks? _____

Pin-pricked cover to resist blistering when transferring hot materials or air/gases under pressure? _____

Abrasion sleeve or guard? _____

Heat shield? _____

Sub-zero exposure resistance? _____

Special assembly requirements? _____

Continuous transfer service or intermittent service? _____

Flexibility: Do space restrictions exist where the hose will be used? _____

Bend Radius: of the hose relative to space in which hose will be used? _____

Considering the intended use of the hose, how flexible will it need to be (check one)?

Extremely flexible Slightly flexible Not an issue

Weight: How will the hose be handled during use, if all? _____

How important is the weight of the hose going to be in this application (check one)?

Very important Slightly important Not an issue

**Be sure to reference chemical compatibility recommendations in the Chemical Resistance Charts
If you have any questions, please contact Danfoss Technical Support.**

Market Categories

Our Market Categories with color coding for easy searching provides clear direction.

Made to Stock	Market Segment	Category/Application	Page
	Air & Multipurpose	High Pressure	B-4
		Medium Pressure	B-7
		Low Pressure	B-8
		Non-conductive	B-13
		General Purpose	B-15
	Chemical	Suction & Discharge	C-4
		Discharge	C-10
		Specialty	C-11
	Food & Beverage	Suction & Discharge	D-4
		Food & Beverage Discharge	D-7
		Dry Bulk Discharge	D-9
		Cleaning Service	D-10
	Material Handling	Dry Material	E-4
		Concrete, Plaster & Grout	E-8
		Sandblast	E-10
	Oil & Petroleum	Suction & Discharge	F-4
		Discharge	F-10
		Frac & Well Service	F-11
	Specialty	LPG	G-4
		Hot Tar & Asphalt	G-5
		Fire Fighting	G-8
		Specialized	G-10
	Steam	Steam	H-3
	Water	Suction & Discharge	I-4
		Discharge	I-6
		Pressure Washer	I-8
		Specialty	I-10
		Liquid Cooling	I-12
		Sewer Cleaning	I-14
	Technical Information	Couplings	R-2
		Chemical Compatibility Chart	S-8
		General Hose Information	T-20

To order: My.Danfoss.com

Focused inventory when you need it now.

Page	Hose	Description
Air & Multipurpose		
B-4	H6009	Bulldog Gold*
B-5	H6008	Bulldog* Yellow Jack
B-6	EHA500	Greyhound™, High Pressure Air
B-7	H6002	Bulldog* Air
B-8	H1776	Perfection 300*
B-9	H201	Easy Couple*
B-10	H275	Polyforce II*
B-11	H1812	Jackal™ Industrial Air/ Water
B-12	H9949	Shock-Safe®, Non-Conductive
B-13	H1981	Marathoner®, Non-Conductive
B-14	H1982	Marathoner®, Non-Conductive
B-15	H0105	Bosflex® A/W
B-16	H0106	Bosflex® A/W
Chemical		
C-4	H0599	Chemcat Flex*
C-5	H0523	Chemcat*
C-6	H0554	Armorcat*
C-7	H8359	Panther* Chemical
C-8	H0378	Green Cross-Linked*
C-9	H0345	Tiger* Chemical
C-10	H0346	Leopard*
C-11	H1941	Nyall*
C-12	H1942	Nyall* Plus
Food & Beverage		
D-4	H0350	Lion* Food Transfer
D-5	H0384	Badger™ Food Transfer
D-6	EHF002	Lemur™ Liquid Food Suction & Discharge
D-7	H285	Clearforce* R
D-8	PT200	Clearforce*
D-9	H0413	Bison™ Dry Bulk Discharge
D-10	H1066	Loris™ Washdown 200
D-11	H9610	Joey™ Washdown 1000
D-12	H9673	Kangaroo™ Washdown 1250

Page	Hose	Description
Material Handling		
E-4	H0347	Sabertooth™ Dry Material
E-5	H0349	Wildcat* Hot Air Transfer
E-6	H0319	Lynx* Soft Wall
E-7	H0521	Lynx* Heavy Duty Dry Material
E-8	EHK006	Marauder™ Concrete Pumping
E-9	EHK007	Marauder™ Heavy Duty Concrete, Plaster & Grout
E-10	H0034	Concord Sandblast™
Oil & Petroleum		
F-4	H1193	Royalflex® Petroleum
F-5	EHP009	Bengal™ Oilfield Vacuum
F-6	H0363	Puma*
F-7	EHP519	Puma* Flex Flat Corrugated
F-8	EHP150	Fossa™ Petroleum/Oil
F-9	EHP151	Fossa™ Petroleum/Oil
F-10	H901	Bulldog* Fuel Oil Delivery
F-11	H0377	Kelly Power* Drilling
Specialty		
G-4	H900	Raven™ UL LPG
G-5	H9603	Wolverine™ Hot Tar Pumping
G-6	H0372	Blackcat* Hot Tar & Asphalt
G-7	H0616	Blackcat* Flex Corrugated Hot Tar & Asphalt
G-8	H5751	Serval™ Chemical Booster
G-9	H5752	Serval™ Chemical Booster
G-10	EH066	Irbis™ Diesel Exhaust Fluid Dispensing
G-11	H9690	Hydrocarbon Drain
G-12	H8811	Nitrogen
Steam		
H-3	EH084	Steam Slayer*
H-4	H0084	Concord Standard™
H-5	H9568	Concord 250 Steam™
H-6	EJ series	EJ series Crimp Coupling
Water		
I-4	H0364	Otter*
I-5	EHW150	Mink™
I-6	EHW029	Otter* Layflat
I-7	H345	Stingray™ High Pressure
I-8	EC116	Manta™ Pressure Washer (4K PSI)
I-9	EC216	Manta™ Pressure Washer (7K PSI)
I-10	H1196	Royalflex® Water
I-11	EHW028	Meerkat™ Heavy Duty Mine Spray
I-12	EHW094	Emperor™ Liquid Cooling
I-13	EHW194	Royal™ Liquid Cooling
I-14	FC701	Gator™ Sewer Cleaning
I-15	FC702	Gator™ Sewer Cleaning

Can't find what you're looking for?

Check out our **Made to Order** section for a wider variety of Industrial Hose products.

Two Tier Order Fulfilment

Made to Stock

Focused inventory
when you need it now.

Focused inventory on core products that are
ready to ship in a moments notice.

In this section of the catalog:

- Core products offering
- Off the shelf from the warehouse
- Low volume, short lead time orders
- Market pricing

To order:

[My.Danfoss.com](https://my.danfoss.com)



Air & Multipurpose

Made to Stock





Air & Multipurpose

High Pressure

Page

H6009 Bulldog Gold B-4



Application Air-operated equipment, boring and mining
 Certification RMA Class A
 Tube Nitrile (RMA Class A)
 Reinforcement 1-, 2- and 3-wire braid
 Cover Pin-pricked Carboxylated nitrile
 Temp -40°C to +121°C, (-40°F to +250°F)
 Pressure 35-41 bar / 500-600 psi

H6008 Bulldog Yellow Jack B-5



Application Power drills, boring, mining and air-operated equipment
 Certifications MSHA IC-46/8, RMA Class A
 Tube Vinyl nitrile, (RMA Class A)
 Reinforcement 1-, 2- & 3-wire braid
 Cover Neoprene MSHA approved
 Temp -40°C to +93°C, (-40°F to +200°F)
 Pressure 28-69 bar / 400-1000 psi

EHA500 Greyhound High Pressure Air B-6



Application High-pressure air
 Tube Oil-resistant nitrile rubber
 Reinforcement High-tensile steel wire
 Cover SBR rubber blend
 Temp -40°C to +93°C, (-40°F to +200°F)
 Pressure 41 bar / 600 psi

Medium Pressure

H6002 Bulldog Air B-7



Application Power drills, boring, mining and air-operated equipment
 Certifications MSHA 2G-IC-40C/2
 Tube Nitrile
 Reinforcement 2-fiber braid or fiber ply
 Cover Neoprene or vinyl nitrile
 Temp -40°C to +93°C, (-40°F to +200°F)
 Pressure 20.7-28 bar / 300-400 psi

Low Pressure

Page

H1776 Perfection 300 B-8



Application Air and water transfer, air tools
 Certifications MSHA approved
 Tube Nitrile (RMA Class A)
 Reinforcement 2-fiber braid
 Cover Vinyl nitrile
 Temp -40°C to +82°C, (-40°F to +180°F)
 Pressure 22 bar / 325 psi

H201 Easy Couple B-9



Application Air and water transfer, air-operated and pneumatic tools
 Certifications MSHA approved, RMA Class A tube
 Tube Synthetic rubber
 Reinforcement 1-braid fiber
 Cover Synthetic rubber
 Temp -40°C to +100°C, (-40°F to +212°F) Air & water
 -40°C to +127°C, (-40°F to +260°F) Oil
 Pressure 13.8-20.7 bar / 200-300 psi

H275 Polyforce II B-10




Application Air and water transfer, air-operated tools and lubricated air
 Tube PVC
 Reinforcement 1 or 2-spiral fiber
 Cover Pin-pricked PVC
 Temp -23°C to +65°C, (-10°F to +150°F)
 Pressure 9-21 bar / 125-300 psi





		Page
H1812	Jackal Industrial Air & Water	B-11
		
Application	Air and water transfer, pneumatic tools and spraying water-based fertilizers and pesticides	
Tube	EPDM rubber	
Reinforcement	2-fiber braid	
Cover	EPDM rubber	
Temp	-40°C to +82°C, (-40°F to +180°F)	
Pressure	17.2-19 bar / 250-275 psi	


Non-Conductive

H9949	Shock-Safe – Non-Conductive	B-12
		
Application	Air and water transfer where hose must be non-conductive	
Certifications	MSHA IC-84/72	
Tube	Nitrile (non-conductive)	
Reinforcement	2-fiber braid	
Cover	Vinyl nitrile (non-conductive)	
Temp	-40°C to +82°C, (-40°F to +180°F)	
Pressure	19 bar / 275 psi	

H1981	Marathoner – Non-Conductive	B-13
		
Application	Medium oil-resistance, air and water transfer - non-conductive	
Tube	Nitrile blend	
Reinforcement	2- or 4-fiber spiral	
Cover	Synthetic blend	
Temp	-40°C to +82°C, (-40°F to +180°F)	
Pressure	13.8-16.0 bar / 200-225 psi	

H1982	Marathoner – Non-Conductive	B-14
		
Application	Medium oil-resistance, air and water transfer - non-conductive	
Tube	Nitrile blend	
Reinforcement	4-fiber spiral	
Cover	Synthetic blend	
Temp	-40°C to +82°C, (-40°F to +180°F)	
Pressure	21 bar / 300 psi	

		Page
H0105	Bosflex A/W	B-15
		
Application	Air and water transfer, and spraying and conveying water-based liquid fertilizers and pesticides	
Tube	EPDM	
Reinforcement	4-fiber spiral and 2-fiber braid -20 & -24	
Cover	EPDM	
Temp	-40°C to +82°C, (-40°F to +180°F)	
Pressure	13.8-20.7 bar / 200-300 psi	

H0106	Bosflex A/W	B-16
		
Application	Air and water transfer, and spraying and conveying water-based liquid fertilizers and pesticides	
Tube	EPDM	
Reinforcement	2-spiral fiber	
Cover	EPDM	
Temp	-40°C to +82°C, (-40°F to +180°F)	
Pressure	14-21 bar / 200-300 psi	

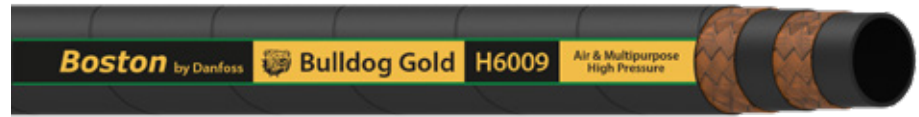


High Pressure



H6009

Bulldog Gold



Application

- Provide power to air-operated construction equipment
- Power air-operated drills, boring, and mining equipment

Markets

- Construction
- Mining
- Oil and gas exploration
- Water drilling
- Ship building

Construction

Tube Nitrile (RMA Class A)

Reinforcement

- 1.00" - 1.25" 1-wire braid
- 1.50" - 3.00" 2-wire braid
- 4.00" 3-wire braid

Cover Pin-pricked carboxylated nitrile

Color Black

Certification

RMA Class A

Operating temperature

-40°C to +121°C
(-40°F to +250°F)

Packaging

50, 100, 150 ft

Order Fulfillment

Made to Stock

Number	Hose I.D.		Hose O.D.		Operating Pressure		Min. Burst Pressure		Weight		Length	
	mm	in	mm	in	bar	psi	bar	psi	kg/m	lbs/ft	mtr	ft
H600924-100	38.1	1.50	55.6	2.19	41.0	600	165	2400	2.01	1.34	30.5	100
H600932-100	50.8	2.00	69.0	2.72	41.0	600	165	2400	2.95	1.97	30.5	100
H600940-100	63.5	2.50	81.7	3.22	41.0	600	165	2400	3.75	2.50	30.5	100
H600948-100	76.2	3.00	96.0	3.78	41.0	600	165	2400	4.72	3.15	30.5	100
H600964-100	101.6	4.00	128.5	5.06	35.0	500	138	2000	7.97	5.32	30.5	100

Type of couplings

- Danfoss 1A/Z series (-20 to -32)
- Union
- Boss male
- Ground joint female
- Air hammer
- Air King
- Danfoss Quick disconnect

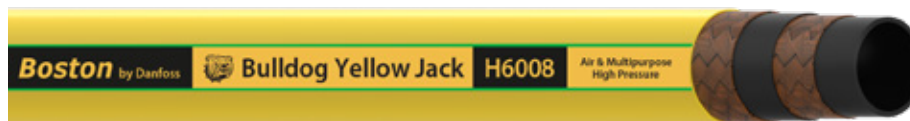
Contact coupling manufacturer for attachment procedure and other coupling recommendations

High Pressure



H6008

Bulldog Yellow Jack



Application

- Power operated drills, boring, and mining equipment
- Provide power to air-operated equipment

Markets

- Oil and gas exploration
- Metal working
- Construction
- Mining

Construction

Tube Vinyl nitrile (RMA Class A)

Reinforcement

- 0.50" – 1.25" 1-wire braid
- 1.50" – 3.00" 2-wire braid
- 4.00" 3-wire braid

Cover Pin-pricked neoprene

Color Yellow

Certification

- MSHA IC-46/8
- RMA Class A

Operating temperature

-40°C to +93°C
(-40°F to +200°F)

Packaging

50, 100, 150 ft

Order Fulfillment

Made to Stock

Number	Hose I.D.		Hose O.D.		Operating Pressure		Min. Burst Pressure		Weight		Length	
	mm	in	mm	in	bar	psi	bar	psi	kg/m	lbs/ft	mtr	ft
H600816-100	25.4	1.00	39.3	1.55	69.0	1000	280	4000	1.27	0.85	30.5	100
H600820-100	31.8	1.25	47.7	1.88	45.0	650	182	2600	1.87	1.25	30.5	100
H600824-100	38.1	1.50	55.6	2.19	42.0	600	168	2400	2.49	1.66	30.5	100
H600832-100	50.8	2.00	69.0	2.72	42.0	600	168	2400	3.09	2.06	30.5	100
H600840-100	63.5	2.50	81.7	3.22	28.0	400	112	1600	3.66	2.44	30.5	100
H600848-100	76.2	3.00	96.0	3.78	28.0	400	112	1600	4.15	2.77	30.5	100

Type of couplings

- Danfoss 1A/Z series
- Boss
- Ground joint
- Air hammer
- Air King
- Danfoss Quick disconnect

Contact coupling manufacturer for attachment procedure and other coupling recommendations

High Pressure



EHA500

Greyhound



Application

- High-pressure air service

Markets

- Construction
- Oil field equipment
- Drilling equipment
- Mining
- Rental industry
- Steel
- Paper

Construction

Tube Oil-resistant nitrile rubber

Reinforcement

High-tensile steel wire

Cover Pin-pricked, abrasion, ozone, and weather resistant SBR rubber blend

Color Yellow

Operating temperature

-40°C to +93°C
(-40°F to +200°F)

Packaging

50,100 ft

Order Fulfillment

Made to Stock
Made to Order

Number	Hose I.D.		Hose O.D.		Operating Pressure		Min. Burst Pressure		Minimum Bend Radius		Weight		Length	
	mm	in	mm	in	bar	psi	bar	psi	mm	in	kg/m	lbs/ft	mtr	ft
EHA500-08YW-100	12.7	0.50	23.0	0.91	41.0	600	165	2400	65.0	2.56	0.51	0.34	30.5	100
EHA500-12YW-100	19.1	0.75	29.5	1.16	41.0	600	165	2400	95.0	3.74	0.62	0.42	30.5	100
EHA500-16YW-100	25.4	1.00	36.0	1.42	41.0	600	165	2400	125.0	4.92	0.88	0.59	30.5	100
EHA500-20YW-100	31.8	1.25	43.0	1.69	41.0	600	165	2400	160.0	6.30	1.12	0.75	30.5	100
EHA500-24YW-100	38.1	1.50	50.0	1.97	41.0	600	165	2400	190.0	7.48	1.55	1.04	30.5	100
EHA500-32YW-100	50.8	2.00	66.0	2.60	41.0	600	165	2400	225.0	8.86	2.51	1.69	30.5	100
EHA500-40YW-100	63.5	2.50	80.0	3.15	41.0	600	165	2400	315.0	12.40	3.36	2.26	30.5	100
EHA500-48YW-100	76.2	3.00	93.9	3.70	41.0	600	165	2400	380.0	14.96	4.49	3.02	30.5	100
EHA500-64YW-100	101.6	4.00	122.0	4.80	41.0	600	165	2400	510.0	20.08	6.77	4.55	30.5	100

Type of couplings

- Boss
- Ground joint
- Air hammer
- Air King
- Danfoss Quick disconnect

Contact coupling manufacturer for attachment procedure and other coupling recommendations

Medium Pressure



H6002
Bulldog Air



Application

- Power operated drills, boring and mining equipment
- Provide power to air-operated equipment

Markets

- Metal working
- Construction
- Mining
- Forest industry

Construction

Tube Nitrile

Reinforcement

- .50" - 1.00" 2-fiber braid
- 1.25" - 3.00" 2-fiber ply

Cover

- .50" - 1.00" pin-pricked neoprene
- 1.25" - 3.00" pin-pricked vinyl nitrile

Color Red

Certification

MSHA 2G-IC-40C/2

Operating temperature

-40°C to +93°C
(-40°F to +200°F)

Packaging

50,100,150 ft

Order Fulfillment

Made to Stock

Number	Hose I.D.		Hose O.D.		Operating Pressure		Min. Burst Pressure		Weight		Length	
	mm	in	mm	in	bar	psi	bar	psi	kg/m	lbs/ft	mtr	ft
H600224-100	38.1	1.50	54.1	2.13	28.0	400	110.0	1600	1.48	0.99	30.5	100
H600232-100	50.8	2.00	68.3	2.69	20.7	300	83.0	1200	1.90	1.27	30.5	100

Type of couplings

- Danfoss 1A/Z series (-8 to -32)
- Boss
- Ground joint
- Air hammer
- Air King
- Danfoss Quick disconnect

Contact coupling manufacturer for attachment procedure and other coupling recommendations

Low Pressure

H1776

Perfection 300



Application

- For air and water transfer
- Air tools

Markets

- Construction
- Mining
- General industry
- In-plant air service
- Food processing

Construction

Tube Nitrile (RMA Class A)

Reinforcement

2-fiber braid

Cover Vinyl nitrile

Color Red (RD), Black (BK)

Certifications

- BK - MSHA IC-46/6
- RD - MSHA IC-84/72
- RMA Class A tube

Operating temperature

-40°C to +82°C
(-40°F to +180°F)

Packaging

300, 500 ft

Order Fulfillment

Made to Stock

Number	Hose I.D.		Hose O.D.		Operating Pressure		Min. Burst Pressure		Weight		Length	
	mm	in	mm	in	bar	psi	bar	psi	kg/m	lbs/ft	mtr	ft
H177606-500R	9.5	0.38	19.1	0.75	22.0	320	91.0	1300	0.25	0.17	152.4	500
H177608-500R	12.7	0.50	23.1	0.91	22.0	320	91.0	1300	0.33	0.22	152.4	500
H177610-500R	15.9	0.62	26.2	1.03	22.0	320	91.0	1300	0.39	0.26	152.4	500
H177612-500R	19.0	0.75	30.2	1.19	22.0	320	91.0	1300	0.52	0.35	152.4	500
H177616-300R	25.4	1.00	36.1	1.50	22.0	320	91.0	1300	0.68	0.46	91.4	300
H177620-300R	31.8	1.25	46.0	1.81	22.0	320	91.0	1300	0.94	0.63	91.4	300
H177624-300R	38.1	1.50	52.3	2.00	22.0	320	91.0	1300	1.12	0.75	91.4	300

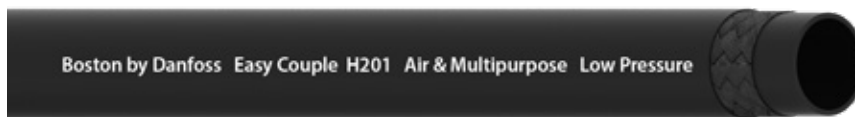
Type of couplings

- Danfoss 1A/Z series (-4 to -8)
- Long shank
- Danfoss Quick disconnect

Contact coupling manufacturer for attachment procedure and other coupling recommendations.

Low Pressure

H201
Easy Couple



Application

- Air and water transfer
- Pneumatic tools
- Air tools

Markets

- Oil and gas exploration
- Construction
- Mining
- Plastic molding

Construction

Tube Synthetic rubber (RMA Class A)

Reinforcement

1-braid fiber

Cover Synthetic rubber

Colors Black (BK), Blue (BU), Red (RD), Green (GR), Gray (GY) and Yellow (YW)

Certifications

RMA Class A tube
MSHA IC - 46/6 Black, MSHA IC - 84/62 Blue,
MSHA IC - 84/47 Red, MSHA IC - 84/48 Green,
MSHA IC - 84/64 Gray, MSHA IC - 84/63 Yellow

Operating temperature

Air and water

-40°C to +100°C (-40°F to +212°F)

Oil

-40°C to +127°C (-40°F to +260°F)

Packaging

50, 250, 500 ft

Order Fulfillment

Made to Stock
Made to Order

Number	Hose I.D.		Hose O.D.		Operating Pressure		Min. Burst Pressure		Weight		Length	
	mm	in	mm	in	bar	psi	bar	psi	kg/m	lbs/ft	mtr	ft
H20104BK-250R	6.4	0.25	12.7	0.50	20.7	300	83.0	1200	0.13	0.09	76.2	250
H20106BK-250R	9.5	0.38	17.0	0.67	20.7	300	83.0	1200	0.19	0.13	76.2	250
H20108BK-250R	12.7	0.50	19.6	0.77	20.7	300	83.0	1200	0.22	0.15	76.2	250
H20110BK-250R	15.9	0.62	23.6	0.93	20.7	300	83.0	1200	0.34	0.23	76.2	250
H20112BK-250R	19.0	0.75	26.3	1.04	20.7	300	83.0	1200	0.39	0.26	76.2	250
H20116BK-250R	25.4	1.00	35.0	1.38	13.8	200	55.0	800	0.57	0.38	76.2	250

Type of couplings

- Aeroquip® socketless
- Push-on couplings
- Danfoss B series
- Danfoss Quick disconnect

Contact coupling manufacturer for attachment procedure and other coupling recommendations

Low Pressure

H275

Polyforce II

**Application**

- For transfer of air and water
- Air tools
- Lubricated air

Markets

- Construction
- Mining
- General industry
- In-plant air service
- Food processing

Construction**Tube** PVC**Reinforcement**

1 or 2-spiral fiber

Cover Pin-pricked PVC

Colors Red (RD), Gray (GY),
Blue (BU), Yellow (YW),
Black (BK)

Operating temperature

-23°C to +65°C
(-10°F to +150°F)

Packaging

100, 200, 400, 500, 600, 1,000, 1,500 ft
Additional lengths available on select items

Order Fulfillment

Made to Stock
Made to Order

Number	Hose I.D.		Hose O.D.		Operating Pressure		Min. Burst Pressure		Minimum Bend Radius		Weight		Length	
	mm	in	mm	in	bar	psi	bar	psi	mm	in	kg/m	lbs/ft	mtr	ft
H27504RD-600R	6.4	0.25	12.1	0.48	21.0	300	69.0	1000	15.9	0.63	0.10	0.07	182.9	600
H27506RD-600R	9.5	0.37	16.1	0.63	21.0	300	69.0	1000	25.4	1.00	0.16	0.12	182.9	600
H27508RD-500R	12.9	0.51	19.3	0.76	21.0	300	69.0	1000	31.8	1.25	0.20	0.15	152.4	500
H27512RD-500R	19.4	0.76	26.7	1.05	21.0	300	69.0	1000	63.5	2.50	0.34	0.23	152.4	500
H27516RD-200R	25.4	1.00	33.6	1.32	17.0	250	69.0	1000	63.5	2.50	0.51	0.34	60.1	200
H27520RD-100	32.1	1.26	43.1	1.70	10.0	150	41.0	600	76.2	3.00	0.28	0.52	30.5	100
H27524RD-100	38.4	1.51	49.6	1.95	10.0	150	41.0	600	88.9	3.50	0.34	0.61	30.5	100
H27532RD-100	50.8	2.00	63.5	2.50	9.0	125	34.0	500	101.6	4.00	0.51	0.91	30.5	100

Type of couplings

- Danfoss E series (-6, -8, -12, -16)
- Danfoss 1A/Z series (-4, -6, -8, -12, -16)
- 265 P series (-4, -6, -8, -12)
- Barbed inserts
- Quick acting or long shank
- Danfoss Quick disconnect

Contact coupling manufacturer for attachment procedure and other coupling recommendations

Low Pressure

H1812
Jackal



Application

- For transfer of air and water
- Pneumatic tools
- For spraying water-based fertilizers and pesticides

Markets

- Metal working
- Construction
- Mining
- Oil and gas exploration
- In-plant service
- Agriculture

Construction

Tube EPDM rubber

Reinforcement

2-fiber braid

Cover EPDM rubber

Colors Red (RD), Green (GN), Black (BK)

Operating temperature

-40°C to +82°C
(-40°F to +180°F)

Packaging

300, 500 ft

Order Fulfillment

Made to Stock

Number	Hose I.D.		Hose O.D.		Operating Pressure		Min. Burst Pressure		Weight		Length	
	mm	in	mm	in	bar	psi	bar	psi	kg/m	lbs/ft	mtr	ft
H181204-500R	6.4	0.25	15.7	0.62	19.0	275	76.0	1100	0.18	0.12	152.4	500
H181206-500R	9.5	0.38	19.0	0.75	19.0	275	76.0	1100	0.27	0.18	152.4	500
H181208-500R	12.7	0.50	22.8	0.90	17.2	250	69.0	1000	0.34	0.23	152.4	500
H181212-500R	19.0	0.75	29.9	1.18	17.2	250	69.0	1000	0.49	0.33	152.4	500
H181216-300R	25.4	1.00	38.1	1.50	17.2	250	69.0	1000	0.68	0.46	91.4	300
H181220-300R	31.8	1.25	45.9	1.81	17.2	250	69.0	1000	0.89	0.60	91.4	300
H181224-300R	38.1	1.50	52.3	2.06	17.2	250	69.0	1000	1.08	0.73	91.4	300

Type of couplings

- Danfoss 1A/Z series (-4 to -24)
- Barbed inserts
- Danfoss Quick disconnect

Contact coupling manufacturer for attachment procedure and other coupling recommendations

Non-Conductive

H9949

Shock-Safe



Application

- Low pressure air and water transfer where high electrical resistance is needed

Markets

- Oil and gas exploration
- Steel and metal
- Mining
- In-plant service

Construction

Tube Nitrile (non-conductive)

Reinforcement

2-fiber braid

Cover Vinyl nitrile (non-conductive)

Color Red

Certifications

MSHA IC-84/72

Operating temperature

-40°C to +82°C
(-40°F to +180°F)

Packaging

300, 500 ft

Order Fulfillment

Made to Stock

Number	Hose I.D.		Hose O.D.		Operating Pressure		Min. Burst Pressure		Weight		Length	
	mm	in	mm	in	bar	psi	bar	psi	kg/m	lbs/ft	mtr	ft
H994904-500R	6.4	0.25	16.0	0.63	19.0	275	77.0	1100	0.22	0.15	152.4	500
H994906-500R	9.5	0.38	19.1	0.75	19.0	275	77.0	1100	0.28	0.19	152.4	500
H994908-500R	12.7	0.50	23.1	0.91	19.0	275	77.0	1100	0.40	0.27	152.4	500
H994912-500R	19.0	0.75	30.2	1.19	19.0	275	77.0	1100	0.61	0.41	152.4	500
H994916-300R	25.4	1.00	38.1	1.50	19.0	275	77.0	1100	0.95	0.64	91.4	300

Type of couplings

- Danfoss 1A/Z series
- Danfoss Quick disconnect

Contact coupling manufacturer for attachment procedure and other coupling recommendations

Non-Conductive

H1981
Marathoner



Application

- Medium duty oil-resistant
- Air and water transfer where high electrical resistance is needed

Markets

- Construction
- Mining
- Paper industry
- Oil and gas exploration
- In-plant service

Construction

Tube Nitrile blend

Reinforcement

2-fiber spiral

Cover Abrasion, ozone, and weather resistant synthetic rubber

Color Red

Operating temperature

-40°C to +82°C
(-40°F to +180°F)

Packaging

600 ft

Order Fulfillment

Made to Stock

Number	Hose I.D.		Hose O.D.		Operating Pressure		Min. Burst Pressure		Weight		Length	
	mm	in	mm	in	bar	psi	bar	psi	kg/m	lbs/ft	mtr	ft
H198104RD-600R	6.6	0.26	13.2	0.52	13.8	200	55.0	800	0.15	0.10	182.9	600
H198106RD-600R	9.7	0.38	19.0	0.75	13.8	200	55.0	800	0.22	0.15	182.9	600
H198108RD-600R	13.0	0.51	22.8	0.90	13.8	200	55.0	800	0.28	0.19	182.9	600
H198112RD-600R	19.1	0.75	30.0	1.18	16.0	225	62.0	900	0.55	0.37	182.9	600

Type of couplings

- Danfoss 1A/Z series (-4 to -8)
- Danfoss 4T series (-4 to -8)
- Boss
- Ground joint
- Air hammer
- Air King
- Danfoss Quick disconnect

Contact coupling manufacturer for attachment procedure and other coupling recommendations

Non-Conductive

H1982

Marathoner

**Application**

- Medium duty oil-resistant
- Air and water transfer where high electrical resistance is needed

Markets

- Construction
- Mining
- Paper industry
- Oil and gas exploration
- In-plant service

Construction**Tube** Nitrile blend**Reinforcement**

4-fiber spiral

Cover Abrasion, ozone, and weather resistant synthetic rubber**Colors** Green (GN), Yellow (YW), Red (RD), Black (BK)**Operating temperature**-40°C to +82°C
(-40°F to +180°F)**Packaging**

400, 600 ft

Order Fulfillment

Made to Stock

Number	Hose I.D.		Hose O.D.		Operating Pressure		Min. Burst Pressure		Weight		Length	
	mm	in	mm	in	bar	psi	bar	psi	kg/m	lbs/ft	mtr	ft
H198204GN-600R	6.8	0.26	15.9	0.62	21.0	300	84.0	1200	0.19	0.13	182.9	600
H198206GN-600R	9.7	0.38	18.8	0.74	21.0	300	84.0	1200	0.27	0.18	182.9	600
H198208GN-600R	12.7	0.50	22.9	0.90	21.0	300	84.0	1200	0.34	0.23	182.9	600
H198210GN-600R	16.0	0.63	26.2	1.03	21.0	300	84.0	1200	0.37	0.25	182.9	600
H198212GN-600R	19.1	0.75	30.0	1.18	21.0	300	84.0	1200	0.55	0.37	182.9	600
H198216GN-400R	25.6	1.01	37.7	1.48	21.0	300	84.0	1200	0.96	0.64	121.9	400

Type of couplings

- Danfoss 1A/Z series (-6 to -16)
- Danfoss 4T series (-6 to -12)
- Boss
- Ground joint
- Air hammer
- Air King
- Danfoss Quick disconnect

Contact coupling manufacturer for attachment procedure and other coupling recommendations

General Purpose

H0105

Bosflex A/W



Application

- Air and water transfer
- Spraying and conveying water-based liquid fertilizers and pesticides

Markets

- Construction
- Mining
- Rental industry
- Oil and gas exploration
- In-plant air service
- Agriculture
- Assembly/manufacturers
- Paper/pulp
- Ship building

Construction

Tube EPDM

Reinforcement

- 4-fiber spiral,
- 2-fiber braid -20 & -24

Cover EPDM

Colors Red (RD), Black (BK)

Operating temperature

-40°C to +82°C
(-40°F to +180°F)

Packaging

300, 400, 600 ft

Order Fulfillment

Made to Stock

Number	Hose I.D.		Hose O.D.		Operating Pressure		Min. Burst Pressure		Weight		Length	
	mm	in	mm	in	bar	psi	bar	psi	kg/m	lbs/ft	mtr	ft
H010504RD-600R	6.4	0.25	16.3	0.64	20.7	300	83.0	1200	0.16	0.14	182.9	600
H010506RD-600R	9.5	0.38	18.8	0.74	20.7	300	83.0	1200	0.27	0.18	182.9	600
H010508RD-600R	12.7	0.50	22.9	0.90	20.7	300	83.0	1200	0.34	0.23	182.9	600
H010510RD-600R	15.9	0.62	26.2	1.03	20.7	300	83.0	1200	0.45	0.30	182.9	600
H010512RD-600R	19.0	0.75	30.1	1.18	15.5	225	62.0	900	0.55	0.37	182.9	600
H010516RD-400R	25.4	1.00	36.1	1.42	13.8	200	55.0	800	0.89	0.60	121.9	400
H010520RD-300R	31.8	1.25	46.0	1.81	13.8	200	55.0	800	0.97	0.65	91.4	300
H010524RD-300R	38.1	1.50	52.3	2.06	13.8	200	55.0	800	1.22	0.82	91.4	300

Type of Couplings

- Danfoss 1A/Z series (-6 to -20)
- Barbed inserts
- Quick disconnect
- Danfoss Quick disconnect

Contact coupling manufacturer for attachment procedure and other coupling recommendations

General Purpose

H0106
Bosflex A/W



Application

- Air and water transfer
- Spraying and conveying water-based liquid fertilizers and pesticides

Markets

- Construction
- Mining
- Rental industry
- Oil and gas exploration
- In-plant air service
- Agriculture
- Assembly/manufacturers
- Paper/pulp
- Ship building

Construction

Tube EPDM

Reinforcement

2-fiber braid

Cover EPDM

Colors Black (BK), Red (RD)

Operating temperature

-40°C to +82°C
(-40°F to +180°F)

Packaging

50, 600 ft

Order Fulfillment

Made to Stock

Number	Hose I.D.		Hose O.D.		Operating Pressure		Min. Burst Pressure		Weight		Length	
	mm	in	mm	in	bar	psi	bar	psi	kg/m	lbs/ft	mtr	ft
H010604BK-600R	6.6	0.26	13.2	0.52	14.0	200	56.0	800	0.15	0.10	182.9	600
H010606BK-600R	9.7	0.38	18.0	0.71	14.0	200	56.0	800	0.22	0.13	182.9	600
H010608BK-600R	13.0	0.51	21.3	0.84	14.0	200	56.0	800	0.28	0.19	182.9	600
H010610BK-600R	16.0	0.63	24.4	0.96	14.0	200	56.0	800	0.42	0.28	182.9	600
H010612BK-600R	19.6	0.77	30.0	1.18	21.0	300	84.0	1200	0.60	0.40	182.9	600

Type of Couplings

- Danfoss 1A/Z series (-4 to -10)
- Barbed inserts
- Quick disconnect
- Danfoss Quick disconnect

Contact coupling manufacturer for attachment procedure and other coupling recommendations

Marketing Resources

Need more info? We have it!



Visit
Danfoss.com/industrialhose

Here you will find videos, a link to our entire portfolio, marketing materials and more.


Market Brochures

Target market selling with key application and product mapping.



Sell Sheets

Product DNA of what, where, how and who to sell against.



Much more...

Browse other sales tools that are available.





Hose Inspection

Chemical Service Hose Maintenance, Testing and Inspection

The object of the following procedures is to detect any weakness in a hose assembly before the weakness causes failure of a hose in service. While these testing and inspection procedures may be applied to any hose, the periodic testing and inspection procedures outlined herein are mandatory for all hoses.

Rules for proper selection, handling, use and storage of hose are to be carefully followed. It is imperative that hose, while in storage or in service, not be subjected to any form of abuse such as kinking, exposure to an environment involving extremes of temperature, corrosive or oxidizing fumes or liquids, oils and solvents, ozone, etc. The procedures outlined in the ARPM Hose Handbook, Chapter IX, Care, Maintenance and Storage of Hose should be followed carefully.

Scope

This procedure is intended as a guide for the inspection, maintenance, and testing of chemical hose. It covers hose containing carcass reinforcements of woven fiber fabric; fiber cords; fiber or wire braids; flat, oval or round wire helix; spiral wire or cable; or any combinations of these reinforcements. Chemical hose is available with various types of ends or, where specified, suitable metal fittings.

Handling

Crushing or kinking of the hose can cause severe damage to the reinforcement. Care should be exercised to prevent mishandling.

Do not drag the hose or lift large bore hose from the middle of its length with the ends hanging down. Limit the curvature of the hose to the bend radius recommended by the manufacturer and avoid sharp bends at the end fittings and at manifold connections.

Operation

Important: Personnel involved in an operation using chemical hose must use safety precautions such as wearing eye or face protection, rubber gloves, boots, and other types of protective clothing. Pressures and temperatures are to be monitored to see that the hose is not exposed to conditions above specified limits. Exceeding specified limits could injure the hose and result in damage to property and serious bodily harm.

Never allow chemicals to drip on the exterior of a hose or allow hose to lay in a pool of chemicals since the hose cover may not have the chemical resistance of the tube. Should a corrosive material come in contact with the reinforcing material, early failure could result. If kinking or crushing occurs, examine the hose carefully, and, if the outside diameter is reduced 5% to 20%, the hose must be immediately subjected to the Hydrostatic Pressure Test and Examination. If the reduction in diameter is more than 20%, retire the hose from service.

Care must be taken when different chemicals are conveyed in the same hose; the chemicals may react and shorten the service life of the hose. When it is impractical to disconnect the hose line after use, drain any remaining chemical from the hose.

Storage

Before placing chemical hose in storage, the hose must be completely drained and any potentially explosive vapors or corrosive residues flushed out.

WARNING: EXTREME CARE MUST BE TAKEN WHEN FLUSHING OUT A CHEMICAL HOSE WITH WATER; SOME CHEMICALS, SUCH AS CONCENTRATED ACIDS, MAY REACT WITH WATER AND CAUSE SPATTERING WHICH COULD RESULT IN SERIOUS INJURY TO EYES OR OTHER AREAS OF THE BODY.

When flushing a hose, disposal of the effluent must be made in such a manner that environmental problems are not created. Chemical hose should be stored so that air can circulate through it. This procedure helps extend the life of the hose. Hose should be stored in a cool, dark, dry place at a temperature less than 100°F (38°C).

Frequency of Inspection and Pressure Testing When chemical hose is used in bulk transfer service, it shall be visually inspected daily and hydrostatically tested every 90 days. The details of the examination and testing are listed in this catalog. An inspection card and recording system should be adopted for chemical hose used in dock applications.

WARNING: Consult with the coupling manufacturer to make sure you choose the correct coupling and proper assembly for the application. Such matching of hose and couplings, and assembling of couplings, should be performed only by trained personnel using proper tools and procedures. Failure to follow manufacturer's instructions or failure to use trained personnel may result in serious bodily injury and/or property damage.

WARNING: Never use a hose to transfer material it is not specifically meant to transfer. Doing so could deteriorate the hose and result in leaking, hose bursting, or end blow-offs. This could lead to serious personal injury or death. Always transfer material in a hose that is designed specifically to transfer that material. This information is listed in this catalog.

WARNING: Kinks can cause hose to burst, leading to bodily harm.

This information taken from the ARPM, Hose Technical Information Sub Committee, IP-11-7 Chemical Hose, Copyright 1979, Revised 1987. (202) 682-1338



Chemical

Made to Stock




Elevated temperatures can change chemical resistance ratings. Please refer to the Chemical Compatibility information prior to use. Factors such as concentration, fluid contamination, and extreme temperatures may affect these performance specification. Please consult Danfoss catalog or technical support for proper application.



Chemical

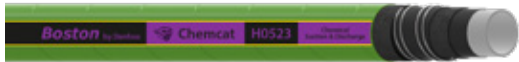
Suction & Discharge

H0599 Chemcat Flex C-4




Application Transfer of acids, chemicals, solvents, and petroleum products; Loading and unloading, pumping, suction, or gravity flow discharge
Certification FDA compliant
Tube UHMW-PE
Reinforcement 2-ply fiber with dual helical wire
Cover Corrugated EPDM
Temp -40°C to +121°C, (-40°F to +250°F) *Intermittent
Pressure 12.1-20.7 bar / 175-300 psi

H0523 Chemcat C-5



Application Transfer of acids, chemicals, solvents, and petroleum products, and food transfer
Certification FDA compliant
Tube UHMW-PE
Reinforcement 2-ply fiber and dual helical wires
Cover EPDM
Temp -40°C to +121°C, (-40°F to +250°F) *Intermittent
Pressure 12.1-20.7 bar / 175-300 psi

H0554 Armorcat C-6



Application Transfer of acids, chemicals, solvents, and petroleum products; Loading and unloading, pumping, suction, or gravity flow discharge
Certification FDA compliant
Tube UHMW-PE
Reinforcement 2-wire braid, dual stainless steel wire, and helical wire
Cover EPDM
Temp -40°C to +80°C, (-40°F to +176°F) *Intermittent
Pressure 35 bar / 500 psi

H8359 Panther C-7



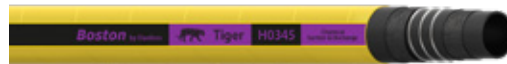
Application Transfer of acids, chemicals, solvents and petroleum products
Tube XLPE
Reinforcement 2-ply fiber with helical wire
Cover EPDM
Temp -42°C to +66°C, (-45°F to +150°F)
Pressure 12.1-17.2 bar / 175-250 psi

H0378 Green Cross-Linked C-8



Application Transfer of acids, chemicals, solvents, and petroleum products; Loading and unloading, pumping, suction, or gravity flow discharge
Tube XLPE
Reinforcement 2-ply fiber, with helical wire
Cover EPDM
Temp -43°C to +66°C, (-45°F to +150°F)
Pressure 12.1-17.2 bar / 175-250 psi

H0345 Tiger C-9




Application Transfer of acids, chemicals, solvents, and petroleum products; loading and unloading, pumping, suction, or gravity flow discharge
Tube EPDM
Reinforcement 2-ply fiber with helical wire
Cover EPDM
Temp -43°C to +82°C, (-45°F to +180°F)
Pressure 10.5 bar / 150 psi



Discharge Page

H0346 Leopard C-10



Application	Transfer of acids, chemicals, solvents, and petroleum products; loading and unloading, pumping, suction, or gravity flow discharge
Tube	EPDM
Reinforcement	2-ply fiber
Cover	EPDM
Temp	-43°C to +82°C, (-45°F to +180°F)
Pressure	7-10.5 bar / 100-150 psi

Specialty Page

H1941 Nyall C-11



Application	Spray pesticides, fertilizers and paint
Certification	MSHA approved, RMA Class B
Tube	Nylon
Reinforcement	1-fiber braid
Cover	Black - Neoprene or Red - Vinyl Nitrile
Temp	-34°C to +71°C, (-30°F to +160°F)
Pressure	35 bar / 500 psi

H1942 Nyall Plus C-12



Application	Spray pesticides, fertilizers and paint
Certification	MSHA approved, RMA Class B
Tube	Nylon
Reinforcement	2-fiber braid
Cover	Black - Neoprene or Red - Vinyl Nitrile
Temp	-40°C to +82°C, (-40°F to +180°F)
Pressure	35-52 bar / 500-750 psi

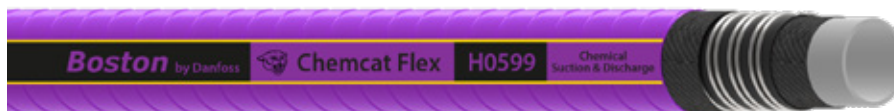


Suction & Discharge



H0599

Chemcat Flex



Application

- For transfer of acids, chemicals, solvents, and petroleum products
- Loading and unloading, pumping, suction, or gravity flow discharge
- Potable water

Markets

- Chemical petroleum industry
- In-plant transfers
- Tank truck
- Paper/pulp industry
- Bulk hauling
- Oil and gas exploration

Construction

- Tube** UHMW-PE
FDA compliant material
- Reinforcement** 2-ply fiber with dual helical wire
- Cover** Corrugated EPDM

Color Purple

Certifications

FDA compliant

Operating temperature

-40°C to +121°C
(-40°F to +250°F)
Warning: Intermittent

Packaging

50, 100, 150 ft

Order Fulfillment

Made to Stock

Number	Hose I.D.		Hose O.D.		Operating Pressure		Min. Burst Pressure		Minimum Bend Radius		Vacuum		Weight		Length	
	mm	in	mm	in	bar	psi	bar	psi	mm	in	kPa	in/Hg	kg/m	lbs/ft	mtr	ft
H059916-100	25.4	1.00	40.	1.59	20.7	300	82.8	1200	76.2	3.00	94.8	28	0.82	0.55	30.5	100
H059924-100	38.1	1.50	55.6	2.19	20.7	300	82.8	1200	101.6	4.00	94.8	28	1.32	0.89	30.5	100
H059932-100	50.8	2.00	68.3	2.69	20.7	300	82.8	1200	127.0	5.00	94.8	28	1.73	1.16	30.5	100
H059948-100	76.2	3.00	93.7	3.69	17.2	250	68.8	1000	165.1	6.50	94.8	28	2.50	1.68	30.5	100
H059964-100	101.6	4.00	120.1	4.73	12.1	175	48.4	700	241.3	9.50	94.8	28	3.36	2.26	30.5	100

Type of couplings

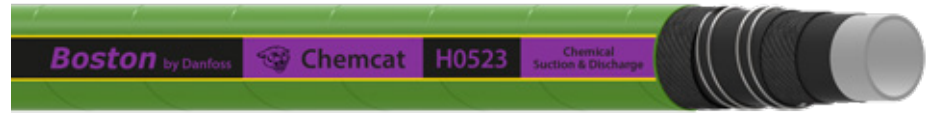
- Cam and groove
- Combination nipple
- Male NPT

Contact coupling manufacturer for attachment procedure and other coupling recommendations

Suction & Discharge



H0523
Chemcat



Application

- For transfer of acids, chemicals, solvents, and petroleum products
- Food transfer
- Potable water

Markets

- Chemical petroleum industry
- Bulk hauling
- Ship building
- In-plant transfers
- Forest products
- Tank truck
- Paper/pulp industry

Construction

Tube UHMW-PE, FDA compliant material

Reinforcement

2-ply fiber and dual helical wires

Cover EPDM

Color Green (GN), Purple (PR)

Certifications

FDA compliant
Meets DIN & ANSI requirements

Operating temperature

-40°C to +121°C
(-40°F to +250°F)

Warning: Intermittent

Packaging

50, 100, 150 ft

Order Fulfillment

Made to Stock

Number	Hose I.D.		Hose O.D.		Operating Pressure		Min. Burst Pressure		Minimum Bend Radius		Vacuum		Weight		Length	
	mm	in	mm	in	bar	psi	bar	psi	mm	in	kPa	in/Hg	kg/m	lbs/ft	mtr	ft
H052312GN-100	19.0	0.75	32.2	1.27	20.7	300	82.8	1200	101.6	4.00	94.8	28	0.46	0.31	30.5	100
H052316GN-100	25.4	1.00	40.3	1.59	20.7	300	82.8	1200	139.7	5.50	94.8	28	0.82	0.55	30.5	100
H052320GN-100	31.8	1.25	49.2	1.94	20.7	300	82.8	1200	152.4	6.00	94.8	28	1.00	0.67	30.5	100
H052324GN-100	38.1	1.50	55.6	2.19	20.7	300	82.8	1200	190.5	7.50	94.8	28	1.33	0.89	30.5	100
H052332GN-100	50.8	2.00	68.3	2.69	20.7	300	82.8	1200	203.2	8.00	94.8	28	1.74	1.16	30.5	100
H052340GN-100	63.5	2.50	81.0	3.19	20.7	300	82.8	1200	203.2	8.00	94.8	28	2.13	1.42	30.5	100
H052348GN-100	76.2	3.00	93.7	3.69	17.2	250	68.8	1000	228.6	9.00	94.8	28	2.52	1.68	30.5	100
H052364GN-100	101.6	4.00	120.1	7.06	12.1	175	48.8	700	381.0	15.00	94.8	28	3.39	2.26	30.5	100

Type of couplings

- Cam and groove
- Combination nipple
- Male NPT

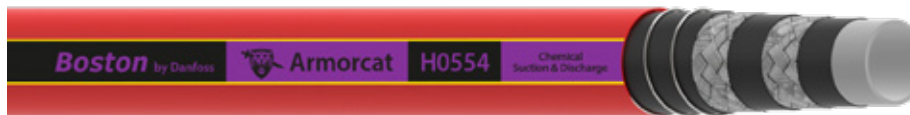
Note: Cannot use internal expanded fittings

Contact coupling manufacturer for other coupling recommendations including proper metal selection (stainless, aluminum, brass etc.) and attachment procedure with crimp specifications.

Suction & Discharge



H0554
Armorcat



Application

- For transfer of acids, chemicals, solvents, and petroleum products
- Loading and unloading, pumping, suction, or gravity flow discharge

Markets

- Chemical petroleum industry
- In-plant transfers
- Tank truck
- Paper/pulp industry
- Bulk hauling
- Oil and gas exploration

Construction

- Tube** UHMW-PE
FDA compliant material
- Reinforcement**
2-wire braid, dual stainless steel and helical wire
– 3.00" and 4.00" helical wire
- Cover** EPDM

Color Red

Certifications

FDA compliant

Operating temperature

-40°C to +80°C
(-40°F to +176°F)
Warning: Intermittent

Packaging

50, 100, 150 ft

Order Fulfillment

Made to Stock

Number	Hose I.D.		Hose O.D.		Operating Pressure		Min. Burst Pressure		Minimum Bend Radius		Vacuum		Weight		Length	
	mm	in	mm	in	bar	psi	bar	psi	mm	in	kPa	in/Hg	kg/m	lbs/ft	mtr	ft
H055412-100	19.0	0.75	33.5	1.32	35	500	140	2000	127.0	5.00	94.8	28	0.95	0.64	30.5	100
H055416-100	25.4	1.00	40.4	1.59	35	500	140	2000	152.4	6.00	94.8	28	0.82	0.55	30.5	100
H055420-100	31.8	1.25	46.2	1.82	35	500	140	2000	177.8	7.00	94.8	28	1.29	0.87	30.5	100
H055424-100	38.1	1.50	51.6	2.03	35	500	140	2000	203.2	8.00	94.8	28	1.44	0.97	30.5	100
H055432-100	50.8	2.00	67.6	2.66	35	500	140	2000	355.6	14.00	94.8	28	2.31	1.55	30.5	100
H055448-100	76.2	3.00	96.8	3.81	35	500	140	2000	558.8	22.00	94.8	28	3.44	2.31	30.5	100
H055464-100	101.6	4.00	122.7	4.83	35	500	140	2000	558.8	22.00	94.8	28	6.28	4.22	30.5	100

Type of couplings

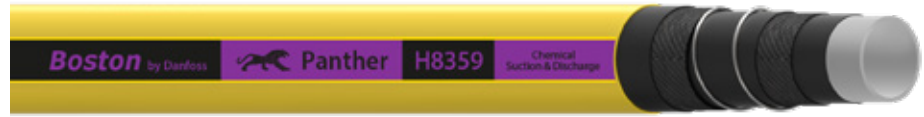
- Cam and groove
- Combination nipple
- Male NPT

Contact coupling manufacturer for attachment procedure and other coupling recommendations

Suction & Discharge



H8359
Panther



Application

- For transfer of acids, chemicals, solvents, and petroleum products

Markets

- Chemical petroleum industry
- In-plant transfers
- Tank truck
- Paper/pulp industry
- Bulk hauling

Construction

- Tube** XLPE
- Reinforcement** 2-ply fiber with helical wire
- Cover** EPDM
- Color** Yellow

Operating temperature

-42°C to +66°C
(-45°F to +150°F)

Packaging

50, 100, 150 ft

Order Fulfillment

Made to Stock

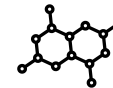
Number	Hose I.D.		Hose O.D.		Operating Pressure		Min. Burst Pressure		Minimum Bend Radius		Vacuum		Weight		Length	
	mm	in	mm	in	bar	psi	bar	psi	mm	in	kPa	in/Hg	kg/m	lbs/ft	mtr	ft
H835924-100	38.1	1.50	55.6	2.19	17.2	250	68.8	1000	203.2	8.00	94.8	28	1.32	0.89	30.5	100
H835932-100	50.8	2.00	68.3	2.69	17.2	250	68.8	1000	228.6	9.00	94.8	28	1.68	1.13	30.5	100
H835948-100	76.2	3.00	93.7	3.69	12.1	175	48.4	700	406.4	16.00	94.8	28	2.44	1.64	30.5	100
H835964-100	101.6	4.00	120.9	4.76	12.1	175	48.4	700	533.4	21.00	94.8	28	3.56	2.39	30.5	100

Type of couplings

- Cam and groove
- Combination nipple
- Male NPT

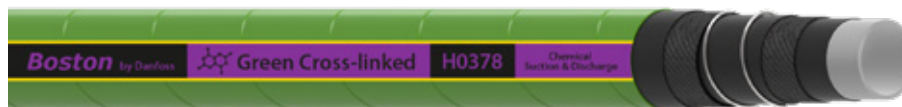
Contact coupling manufacturer for other coupling recommendations including proper metal selection (stainless, aluminum, brass etc.) and attachment procedure with crimp specifications.

Suction & Discharge



H0378

Green Cross-Linked



Application

- For transfer of acids, chemicals, solvents, and petroleum products
- Loading and unloading, pumping, suction, or gravity flow discharge

Markets

- Chemical petroleum industry
- In-plant transfers
- Tank truck
- Paper/pulp industry
- Bulk hauling
- Oil and gas exploration

Construction

- Tube** XLPE
- Reinforcement** 2-ply fiber with helical wire
- Cover** EPDM

Color Green

Operating temperature

-43°C to +66°C
(-45°F to +150°F)

Packaging

50, 100 ft

Order Fulfillment

Made to Stock

Number	Hose I.D.		Hose O.D.		Operating Pressure		Min. Burst Pressure		Minimum Bend Radius		Vacuum		Weight		Length	
	mm	in	mm	in	bar	psi	bar	psi	mm	in	kPa	in/Hg	kg/m	lbs/ft	mtr	ft
H037816-100	25.4	1.00	40.4	1.59	17.2	250	69.0	1000	127.0	5.00	94.8	28	1.07	0.72	45.7	100
H037824-100	38.1	1.50	55.6	2.19	17.2	250	69.0	1000	203.2	8.00	94.8	28	1.32	0.89	45.7	100
H037832-100	50.8	2.00	64.5	2.54	17.2	250	69.0	1000	228.6	9.00	94.8	28	1.68	1.13	45.7	100
H037848-100	76.2	3.00	93.7	3.69	12.1	175	48.0	700	406.4	16.00	94.8	28	2.44	1.64	45.7	100
H037864-100	101.6	4.00	120.9	4.76	12.1	175	48.0	700	533.4	21.00	94.8	28	3.56	2.39	45.7	100

Type of couplings

- Cam and groove
- Combination nipple
- Male NPT

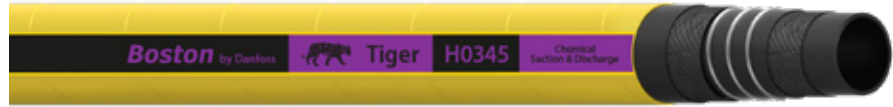
Contact coupling manufacturer for other coupling recommendations including proper metal selection (stainless, aluminum, brass etc.) and attachment procedure with crimp specifications.

Suction & Discharge



H0345

Tiger



Application

- For transfer of acids, chemicals, solvents, and petroleum products
- Loading and unloading, pumping, suction, or gravity flow discharge

Markets

- Chemical petroleum industry
- In-plant transfers
- Tank truck
- Paper/pulp industry
- Bulk hauling
- Oil and gas exploration

Construction

- Tube** EPDM
- Reinforcement** 2-ply fiber with helical wire
- Cover** EPDM
- Color** Yellow

Operating temperature

-43°C to +82°C
(-45°F to +180°F)

Packaging

100 ft

Order Fulfillment

Made to Stock

Number	Hose I.D.		Hose O.D.		Operating Pressure		Min. Burst Pressure		Minimum Bend Radius		Vacuum		Weight		Length	
	mm	in	mm	in	bar	psi	bar	psi	mm	in	kPa	in/Hg	kg/m	lbs/ft	mtr	ft
H034524-100	38.1	1.50	55.6	2.19	10.5	150	42.0	600	101.6	4.00	94.8	28	2.31	1.55	30.5	100
H034532-100	50.8	2.00	68.3	2.69	10.5	150	42.0	600	127.0	5.00	94.8	28	2.86	1.92	30.5	100
H034548-100	76.2	3.00	93.7	3.69	10.5	150	42.0	600	228.6	9.00	94.8	28	4.26	2.86	30.5	100
H034564-100	101.6	4.00	120.1	4.73	10.5	150	42.0	600	279.4	11.00	94.8	28	5.49	3.69	45.7	100

Type of couplings

- Cam and groove
- Combination nipple
- Male NPT

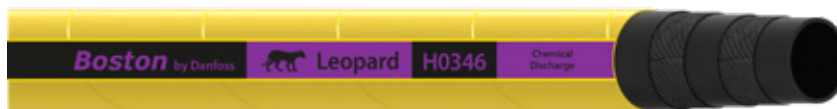
Contact coupling manufacturer for other coupling recommendations including proper metal selection (stainless, aluminum, brass etc.) and attachment procedure with crimp specifications.

Discharge



H0346

Leopard



Application

- For transfer of acids, chemicals, solvents, and petroleum products
- Loading and unloading, pumping, suction, or gravity flow discharge

Markets

- Chemical petroleum industry
- In-plant transfers
- Tank truck
- Paper/pulp industry
- Bulk hauling
- Oil and gas exploration

Construction

- Tube** EPDM
- Reinforcement** 2-ply fiber
- Cover** EPDM
- Color** Yellow

Operating temperature

-43°C to +82°C
(-45°F to +180°F)

Packaging

50, 100 ft

Order Fulfillment

Made to Stock

Number	Hose I.D.		Hose O.D.		Operating Pressure		Min. Burst Pressure		Minimum Bend Radius		Weight		Length	
	mm	in	mm	in	bar	psi	bar	psi	mm	in	kg/m	lbs/ft	mtr	ft
H034624-100	38.1	1.50	58.7	2.31	10.5	150	42.0	600	152.4	6.0	1.79	1.20	30.5	100
H034632-100	50.8	2.00	71.4	2.81	10.5	150	42.0	600	228.6	9.0	2.23	1.50	30.5	100
H034648-100	76.2	3.00	96.8	3.81	7.0	100	28.0	400	508.0	20.0	3.12	2.10	30.5	100
H034664-50	101.6	4.00	125.0	4.92	7.0	100	28.0	400	762.0	30.0	3.87	2.60	15.2	50

Type of couplings

- Cam and groove
- Combination nipple
- Male NPT

Contact coupling manufacturer for other coupling recommendations including proper metal selection (stainless, aluminum, brass etc.) and attachment procedure with crimp specifications.

Specialty

H1941

Nyall



Application

- Spraying pesticides and fertilizers
- Paint spray

Markets

- Agriculture

Construction

Tube Nylon

Reinforcement

1-fiber braid

Cover Red - Vinyl Nitrile,
Black - Neoprene
RMA Class B oil resistant

Color Red (RD), Black (BK)

Certification

RMA Class B cover
Red - MSHA IC-84/72
Black - MSHA IC-46/6

Operating temperature

-34°C to +71°C
(-30°F to +160°F)

Packaging

500 ft

Order Fulfillment

Made to Stock

Number	Hose I.D.		Hose O.D.		Operating Pressure		Min. Burst Pressure		Weight		Length	
	mm	in	mm	in	bar	psi	bar	psi	kg/m	lbs/ft	mtr	ft
H194104RD-500R	6.4	0.25	13.4	0.53	35.0	500	140.0	2000	0.12	0.08	152.4	500
H194106RD-500R	9.7	0.38	18.3	0.72	35.0	500	140.0	2000	0.22	0.15	152.4	500
H194108RD-500R	12.7	0.50	20.6	0.81	35.0	500	140.0	2000	0.22	0.15	152.4	500

Type of coupling

- Danfoss 1A/Z series
- Danfoss 4T series
- Danfoss E series
- Barb inserts

Contact coupling manufacturer for other coupling recommendations including proper metal selection (stainless, aluminum, brass etc.) and attachment procedure with crimp specifications.

Specialty

H1942
Nyall Plus



Application

- Spraying pesticides and fertilizers
- Paint spray

Markets

- Agriculture

Construction

Tube Nylon

Reinforcement

2-fiber braid

Cover Red - Vinyl Nitrile,
Black - Neoprene
RMA Class B oil resistant

Color Red (RD), Black (BK)

Certification

RMA Class B cover
Red - MSHA IC-84/72
Black - MSHA IC-46/6

Operating temperature

-40°C to +82°C
(-40°F to +180°F)

Packaging

300, 500 ft

Order Fulfillment

Made to Stock

Number	Hose I.D.		Hose O.D.		Operating Pressure		Min. Burst Pressure		Weight		Length	
	mm	in	mm	in	bar	psi	bar	psi	kg/m	lbs/ft	mtr	ft
H194208RD-500R	12.7	0.50	22.8	0.90	52.0	750	210	3000	0.31	0.21	152.4	500
H194212RD-500R	19.0	0.75	30.7	1.21	52.0	750	210	3000	0.59	0.40	152.4	500
H194216RD-300R	25.4	1.00	39.6	1.56	35.0	500	140	2000	0.83	0.56	91.4	300

Type of coupling

- Danfoss 1A/Z series
- Danfoss 4T series
- Danfoss E series
- Barb inserts

Contact coupling manufacturer for other coupling recommendations including proper metal selection (stainless, aluminum, brass etc.) and attachment procedure with crimp specifications.



Food & Beverage

Made to Stock





Food & Beverage

Suction and Discharge

Page

H0350 Lion

D-4



Application Suction and discharge of non-dairy food products
 Certification FDA compliant
 Tube Vinyl nitrile
 Reinforcement 2-ply fiber with helical wire
 Cover Vinyl nitrile
 Temp -40°C to +82°C, (-40°F to +180°F)
 Pressure 17.2 bar / 250 psi

H0384 Badger

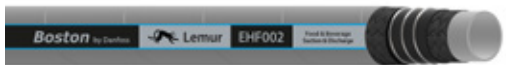
D-5



Application Suction and discharge of bulk abrasive material for food industry
 Certification FDA compliant
 Tube Vinyl nitrile
 Reinforcement 2-ply fiber helical wire
 Cover Vinyl nitrile
 Temp -40°C to +82°C, (-40°F to +180°F)
 Pressure 10.5 bar / 150 psi

EHF002 Lemur

D-6



Application Suction and discharge of milk, vegetable oil and beverages
 Certification Meets FDA and European requirements
 Tube Vegetable oil resistant food grade NBR rubber
 Reinforcement High-tensile synthetic textile with steel helical wire
 Cover NBR rubber blend
 Temp: -40°C to +80°C, (-40°F to +176°F)
 Pressure 10 bar / 145 psi

Food & Beverage Discharge

Page

H285 Clearforce R

D-7



Application For food and beverage dispensing; and spraying and conveying fertilizer and pesticides
 Certifications NSF-51 certified, and FDA compliant
 Tube Clear PVC
 Reinforcement 2-spiral fiber
 Cover Clear PVC
 Temp Max temperature +66°C (+150°F)
 Pressure 5-17.2 bar / 75-250 psi

PT200 Clearforce

D-8



Application For food and beverage dispensing; and spraying and conveying fertilizer and pesticides
 Certifications NSF-51 certified, FDA compliant
 Tube Clear PVC
 Cover Clear PVC
 Temp -21°C to +41°C, (-5°F to +105°F)
 Pressure 2.5-4.5 bar / 35-65 psi



Dry Bulk Discharge

Page

H0413 Bison D-9



Application Discharge of bulk abrasive material for food industry
 Tube Natural rubber
 Reinforcement High-tensile synthetic textile and anti-static copper wire
 Cover Natural/SBR blend rubber
 Temp -29°C to +71°C, (-20°F to +160°F)
 Pressure 3.5 bar / 50 psi

Cleaning Service

Page

H1066 Loris Washdown 200 D-10



Application Washdown food processing facilities & equipment, not for milk
 Tube Nitrile
 Reinforcement 2-braid fiber
 Cover Pin-pricked vinyl nitrile
 Temp -40°C to +82°C, (-40°F to +180°F)
 Pressure: 13.8 bar / 200 psi

H9610 Joey Washdown 1000 D-11



Application Washdown of food processing facilities & equipment
 Tube Nitrile
 Reinforcement 1-braid wire
 Cover Nitrile
 Temp -40°C to +82°C, (-40°F to +180°F)
 Pressure 70 bar / 1000 psi

H9673 Kangaroo Washdown 1250 D-12



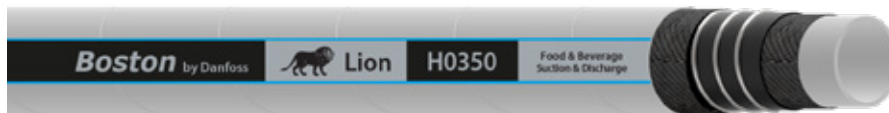
Application Washdown of food processing facilities & equipment
 Certification MSHA IC-84/74
 Tube Nitrile
 Reinforcement 1- and 2-braid fiber
 Cover Vinyl nitrile
 Temp -40°C to +82°C, (-40°F to +180°F)
 Pressure 86 bar / 1250 psi



Suction & Discharge



H0350
Lion



Application

- For suction and discharge of non-dairy food products

Markets

- Food processing
- Tank truck
- Rail car

Construction

Tube Vinyl nitrile
FDA compliant

Reinforcement

2-ply fiber with helical wire

Cover Vinyl nitrile

Color White

Certification

FDA compliant

Operating temperature

-40°C to +82°C
(-40°F to +180°F)

Packaging

50, 100, 150 ft

Order Fulfillment

Made to Stock

Number	Hose I.D.		Hose O.D.		Operating Pressure		Min. Burst Pressure		Minimum Bend Radius		Vacuum		Weight		Length	
	mm	in	mm	in	bar	psi	bar	psi	mm	in	kPa	in/Hg	kg/m	lbs/ft	mtr	ft
H035032-100	50.8	2.00	66.7	2.63	17.2	250	68.8	1000	127.0	5.00	94.8	28.0	2.38	1.60	30.5	100
H035048-100	76.2	3.00	92.2	3.63	17.2	250	68.8	1000	317.5	12.50	94.8	28.0	3.17	2.13	30.5	100

Type of couplings

- Cam and groove
- Combination nipple

Contact coupling manufacturer for attachment procedure and other coupling recommendations

Suction & Discharge



H0384
Badger



Application

- For suction and discharge of bulk abrasive material for food industry

Markets

- Food processing
- Tank truck
- Plastic industry

Construction

Tube Vinyl nitrile
FDA compliant

Reinforcement

2-ply fiber with helical wire

Cover Vinyl nitrile

Color Gray

Certification

FDA compliant

Operating temperature

-40°C to +82°C
(-40°F to +180°F)

Packaging

100 ft

Order Fulfillment

Made to Stock

Number	Hose I.D.		Hose O.D.		Operating Pressure		Min. Burst Pressure		Minimum Bend Radius		Vacuum		Weight		Length	
	mm	in	mm	in	bar	psi	bar	psi	mm	in	kPa	in/Hg	kg/m	lbs/ft	mtr	ft
H038432-100	50.8	2.00	68.3	2.69	10.5	150	42.0	600	127.0	5.00	94.8	28	2.15	1.45	30.5	100
H038448-100	76.2	3.00	93.7	3.69	10.5	150	42.0	600	228.6	9.00	94.8	28	3.27	2.20	30.5	100
H038464-100	101.6	4.00	119.1	4.69	10.5	150	42.0	600	279.4	11.00	94.8	28	4.69	3.15	30.5	100

Type of couplings

- Cam and groove
- Combination nipple

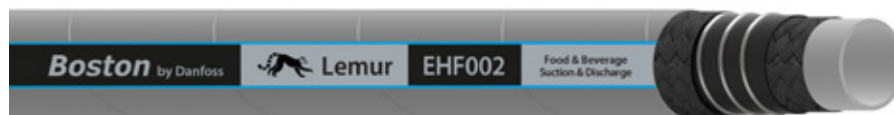
Contact coupling manufacturer for attachment procedure and other coupling recommendations

Suction & Discharge



EHF002

Lemur

**Application**

- For suction and discharge of milk, vegetable oil and beverages

Markets

- Food processing
- Tank truck
- Dairy processing
- Milk processing

Construction

Tube Vegetable oil-resistant food-grade NBR rubber

Meets FDA and European requirements

Reinforcement

High-tensile synthetic textile with a steel helical wire

Cover Oil, abrasion, ozone, and weather resistant NBR rubber blend

Color Gray (GY), Red (RD), Black (BK), Blue (BU)

Certification

Regulation EC 1935/2004, EC 2023/2006, FDA regulation CFR title No.21 art 177.2600

Operating temperature

-40°C to +80°C
(-40°F to +176°F)

Packaging

100 ft

Order Fulfillment

Made to Stock
Made to Order

Number	Hose I.D.		Hose O.D.		Operating Pressure		Min. Burst Pressure		Minimum Bend Radius		Vacuum		Weight		Length	
	mm	in	mm	in	bar	psi	bar	psi	mm	in	kPa	in/Hg	kg/m	lbs/ft	mtr	ft
EHF002-24GY-100	38.1	1.50	52.0	2.06	10.0	145	30	435	120	4.72	92.0	28	1.65	1.11	30.5	100
EHF002-32GY-100	50.8	2.00	66.0	2.60	10.0	145	30	435	160	6.30	92.0	28	2.29	1.54	30.5	100
EHF002-40GY-100	63.5	2.50	78.5	3.09	10.0	145	30	435	280	11.02	92.0	28	2.80	1.88	30.5	100
EHF002-48GY-100	76.2	3.00	93.0	3.66	10.0	145	30	435	360	14.17	92.0	28	3.74	2.51	30.5	100
EHF002-64GY-100	101.6	4.00	118.5	4.67	10.0	145	30	435	450	17.72	92.0	28	4.73	3.18	30.5	100

Type of couplings

- Cam and groove
- Combination nipple

Contact coupling manufacturer for attachment procedure and other coupling recommendations

Food & Beverage Discharge

H285 Clearforce R



Application

- For food and beverage dispensing
- For spraying and conveying fertilizer and pesticides

Markets

- Food processing
- Agriculture
- In-plant service

Construction

Tube Clear PVC
NSF-51 certified
FDA compliant

Reinforcement

2-spiral fiber

Cover Clear PVC

Color Clear

Certifications

NSF-51 certified
FDA compliant

Operating temperature

Max temperature +66°C (+150°F)

Packaging

50, 100, 200, 300 ft

Order Fulfillment

Made to Stock
Made to Order

Number	Hose I.D.		Hose O.D.		Operating Pressure		Min. Burst Pressure		Weight		Length	
	mm	in	mm	in	bar	psi	bar	psi	kg/m	lbs/ft	mtr	ft
H28503	4.8	0.19	9.53	0.36	17.2	250	68.8	1000	0.07	0.05	91.4	300
H28532	51.7	2.04	61.9	2.44	5.0	75	21.0	300	1.27	0.85	30.5	100
H28504	6.6	0.26	11.2	0.44	17.2	250	68.8	1000	0.09	0.06	91.4	300
H28505	8.1	0.32	12.9	0.51	17.2	250	68.8	1000	0.11	0.08	91.4	300
H28506	9.8	0.39	14.9	0.59	15.5	225	62.0	900	0.14	0.09	91.4	300
H28508	12.9	0.51	18.5	0.73	13.8	200	55.2	800	0.19	0.13	91.4	300
H28510	16.4	0.66	21.7	0.86	13.8	200	55.2	800	0.23	0.15	91.4	300
H28512	19.6	0.77	25.4	1.00	10.5	150	42.0	600	0.29	0.20	91.4	300
H28516	25.9	1.02	32.4	1.26	8.5	125	34.0	500	0.42	0.28	60.1	200
H28520	32.3	1.27	41.7	1.65	7.0	100	28.0	400	0.76	0.51	30.5	100
H28524	38.9	1.53	48.2	1.90	7.0	100	28.0	400	0.88	0.60	30.5	100

Type of couplings

- Danfoss E series (-4, -5, -6, -8, -12, -16)
- 265 P series (-4, -5, -6, -8, -12)
- Barbed inserts

Contact coupling manufacturer for attachment procedure and other coupling recommendations

Food & Beverage Discharge

PT200 Clearforce



Application

- For food and beverage dispensing
- For spraying and conveying fertilizer and pesticides
- Any low pressure laboratory, industrial, agricultural or domestic application

Markets

- Food processing
- Agriculture
- In-plant service

Construction

- Tube** Clear PVC
NSF-51 certified
FDA compliant
- Cover** Clear PVC
- Color** Clear

Certifications

- NSF-51 certified
- FDA compliant

Operating temperature

- 21°C to +41°C
- (-5°F to +150°F)

Packaging

- 100 ft

Order Fulfillment

- Made to Stock

Number	Tube I.D.		Tube O.D.		Tube Wall		Operating Pressure		Min. Burst Pressure		Min. Bend Radius		Weight		Length	
	mm	in	mm	in	mm	in	bar	psi	bar	psi	mm	in	kg/m	lbs/ft	mtr	ft
PT20004NA-100	3.2	0.13	6.4	0.25	1.57	.062	4.5	65	13.4	195	25.4	1.0	0.03	0.02	30.5	100
PT20044NA-100	4.8	0.19	6.4	0.25	1.01	.040	3.9	55	11.4	165	25.4	1.0	0.03	0.02	30.5	100
PT20005NA-100	4.8	0.19	7.9	0.31	1.57	.062	3.9	55	11.4	165	31.8	1.3	0.04	0.04	30.5	100
PT20006NA-100	6.6	0.26	9.6	0.38	1.57	.062	3.9	55	11.4	165	38.1	1.5	0.04	0.03	30.5	100
PT20008NA-100	9.7	0.38	12.7	0.52	1.57	.062	3.0	45	9.3	135	50.8	2.0	0.07	0.05	30.5	100
PT20010NA-100	12.7	0.50	15.9	0.62	1.57	.062	2.0	30	6.2	90	63.5	2.5	0.09	0.06	30.5	100
PT20012NA-100	12.7	0.50	19.0	0.75	2.39	.094	2.8	40	8.3	120	76.2	3.0	0.15	0.10	30.5	100
PT20016NA-100	19.3	0.76	25.4	1.00	3.18	.125	2.5	35	7.2	105	101.6	4.0	0.27	0.18	30.5	100

Type of couplings

- Polyline
- SelfAlign with 2030x insert
- Compression with 2030x insert
- Molded Compression

Contact coupling manufacturer for attachment procedure and other coupling recommendations

Dry Bulk Discharge



H0413

Bison



Application

- For discharge of bulk abrasive material for food industry

Markets

- Food processing
- Tank truck
- Plastic industry

Construction

- Tube** Natural rubber
- Reinforcement** High-tensile synthetic textile and anti-static copper wire
- Cover** Natural/SBR blend rubber
- Color** Gray

Operating temperature

-29°C to +71°C
(-20°F to +160°F)

Packaging

100 ft

Order Fulfillment

Made to Stock

Number	Hose I.D.		Hose O.D.		Operating Pressure		Min. Burst Pressure		Weight		Length	
	mm	in	mm	in	bar	psi	bar	psi	kg/m	lbs/ft	mtr	ft
H041364-100	101.6	4.00	123.4	4.86	3.5	50	14.0	200	3.35	2.25	30.5	100

Type of couplings


- Cam and groove

Contact coupling manufacturer for attachment procedure and other coupling recommendations

Cleaning Service

H1066

Loris Washdown 200



Application

- For washdown of food processing facilities and equipment
- Not for conveying milk.*

Markets

- Food processing
- Meat packing and rendering
- Chicken processing
- Dairies
- Canneries
- Syrup manufacturing

Construction

- Tube** Nitrile
- Reinforcement** 2-braid fiber
- Cover** Pin-pricked vinyl nitrile
- Color** White

Operating temperature

-40°C to +82°C
(-40°F to +180°F)

Packaging

500 ft

Order Fulfillment

Made to Stock

Number	Hose I.D.		Hose O.D.		Operating Pressure		Min. Burst Pressure		Weight		Length	
	mm	in	mm	in	bar	psi	bar	psi	kg/m	lbs/ft	mtr	ft
H106612-500R	19.0	0.75	32.5	1.26	13.8	200	55.0	800	0.65	0.44	152.4	500

Type of couplings

- 4S series
- Barbed inserts

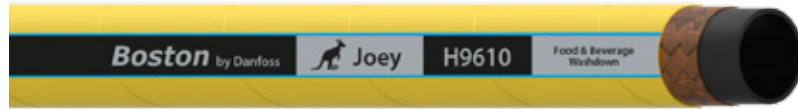
Contact coupling manufacturer for attachment procedure and other coupling recommendations

Cleaning Service



H9610

Joey
Washdown 1000



Application

- For washdown of food processing facilities and equipment

Markets

- Food processing
- Industry cleaning
- Construction
- Poultry

Construction

Tube Nitrile

Reinforcement

1-braid wire

Cover Nitrile

Colors Yellow (YW), Gray (GY)

Operating temperature

-40°C to +82°C

(-40°F to +180°F)

Packaging

350 ft

Order Fulfillment

Made to Stock

Number	Hose I.D.		Hose O.D.		Operating Pressure		Min. Burst Pressure		Weight		Length	
	mm	in	mm	in	bar	psi	bar	psi	kg/m	lbs/ft	mtr	ft
H961006YW-350R	9.5	0.38	18.3	0.72	70.0	1000	280	4000	0.35	0.24	106.7	350
H961008YW-350R	12.7	0.50	21.3	0.88	70.0	1000	280	4000	0.48	0.32	106.7	350
H961012YW-350R	19.0	0.75	30.2	1.19	70.0	1000	280	4000	0.77	0.52	106.7	350

Type of couplings

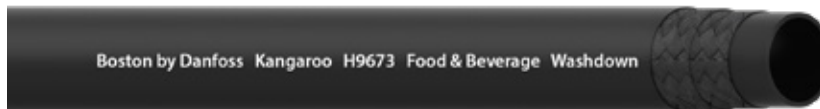
- Danfoss 1A/Z series (-06, -08)
- Danfoss 4T series

Contact coupling manufacturer for attachment procedure and other coupling recommendations.

Cleaning Service

H9673

Kangaroo
Washdown 1250



Application

- For washdown of food processing facilities and equipment

Markets

- Food processing
- Industry cleaning
- Construction
- Poultry

Construction

- Tube** Nitrile
- Reinforcement** 1- and 2-braid fiber
- Cover** Vinyl nitrile

Color Black

Certificatons

MSHA IC-84/74

Operating temperature

-40°C to +82°C
(-40°F to +180°F)

Packaging

350 ft

Order Fulfillment

Made to Stock

Number	Hose I.D.		Hose O.D.		Operating Pressure		Min. Burst Pressure		Weight		Length	
	mm	in	mm	in	bar	psi	bar	psi	kg/m	lbs/ft	mtr	ft
H967306-350R	9.5	0.38	18.3	0.72	86.0	1250	344	5000	0.25	0.17	106.7	350
H967308-350R	12.7	0.50	22.1	0.87	86.0	1250	344	5000	0.31	0.21	106.7	350
H967312-350R	19.0	0.75	30.1	1.19	86.0	1250	344	5000	0.49	0.33	106.7	350

Type of couplings

- Danfoss 1A/Z series
- Danfoss 4T series
- Combination nipple

Contact coupling manufacturer for attachment procedure and other coupling recommendations



Material Handling

Made to Stock





Material Handling

Dry Material

Page

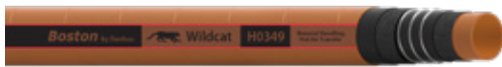
Page

H0347 Sabertooth E-4



Application Transfer of dry bulk, of bottle caps and of cleaning agents
Discharge of abrasive materials
Tube Static dissipating synthetic rubber/SBR
Reinforcement 2-ply fiber with dual helical wires
Cover Synthetic rubber/SBR
Temp -23°C to +71°C, (-10°F to +160°F)
Pressure 7.0 bar / 100 psi

H0349 Wildcat E-5




Application Hot air blower hose; hot, dry, non-oily applications
Tube EPDM rubber
Reinforcement Textile with dual helical wires
Cover Pin-pricked EPDM
Temp Maximum +149°C (+300°F)
Pressure 7.0-10.5 bar / 100-150 psi

H0319 Lynx Soft Wall E-6



Application Transfer of dry bulk, of bottle caps and of cleaning agents.
Discharge of abrasive materials
Tube 3/16" tube thickness SBR blend
Reinforcement 2-ply textile with conductive copper anti-static wire
Cover SBR rubber blend
Temp -23°C to +66°C, (-10°F to +150°F)
Pressure 5.0 bar / 75 psi

H0521 Lynx Heavy Duty E-7



Application Transfer of dry bulk, of bottle caps and of cleaning agents
Discharge of abrasive materials
Tube 1/4" tube thickness natural rubber blend
Reinforcement 2-ply textile with conductive copper anti-static wire
Cover SBR
Temp -23°C to +66°C, (-10°F to +150°F)
Pressure 5.0 bar / 75 psi



Concrete, Plaster & Grout Page

EHK006 Marauder E-8



Application High pressure spraying plaster, grout, sand, gypsum, and ready mixed concrete. Lightweight for hand held applications.
 Certifications ASME B30.27-2014
 Tube Anti-static natural rubber blend
 Reinforcement High tensile synthetic textile and anti-static copper wire
 Cover Pin-pricked special synthetic rubber
 Temp -40°C to +70°C, (-40°F to +158°F)
 Pressure 85 bar / 1233 psi

EHK007 Marauder Heavy Duty E-9



Application High-pressure concrete pumping
 Certification ASME B30.27-2014
 Tube Abrasion resistant synthetic rubber and CBR blend
 Reinforcement High-tensile steel cords
 Cover Pin-pricked special synthetic rubber
 Temp -40°C to +70°C, (-40°F to +158°F)
 Pressure 86 bar / 1250 psi

Sandblast Page

H0034 Concord Sandblast E-10



Application Conveys sand or shot for cleaning purposes, sandblast equipment to clean steel or concrete before painting or sealing
 Tube Synthetic rubber
 Reinforcement 4-ply textile
 Cover Synthetic rubber
 Temp -40°C to +66°C, (-40°F to +150°F)
 Pressure 7.0-10.5 bar / 100-150 psi

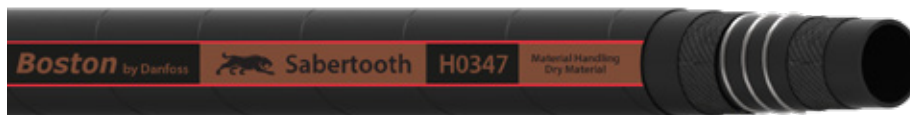


Dry Material



H0347

Sabertooth



Application

- Transfer of dry bulk
- Discharge of abrasive material
- Transfer of bottle caps
- Transfer of cleaning agents

Markets

- In-plant transfers
- Tank truck
- Bottling plant
- Coal plant
- Dry cement operations
- Well service

Construction

Tube Static dissipating synthetic rubber/SBR

Reinforcement

2-ply fiber with dual helical wires

Cover Synthetic rubber/SBR

Color Black

Operating temperature

-23°C to +71°C
(-10°F to +160°F)

Packaging

100 ft

Order Fulfillment

Made to Stock

Number	Hose I.D.		Hose O.D.		Operating Pressure		Min. Burst Pressure		Minimum Bend Radius		Vacuum		Weight		Length	
	mm	in	mm	in	bar	psi	bar	psi	mm	in	kPa	in/Hg	kg/m	lbs/ft	mtr	ft
H034748-100	76.2	3.00	101.6	4.00	7.0	100	28.0	400	228.6	9.00	94.8	28	4.76	3.20	30.5	100
H034764-100	101.6	4.00	127.0	5.00	7.0	100	28.0	400	279.4	11.00	94.8	28	6.55	4.40	30.5	100

Type of couplings

- Cam and groove
- Combination nipple

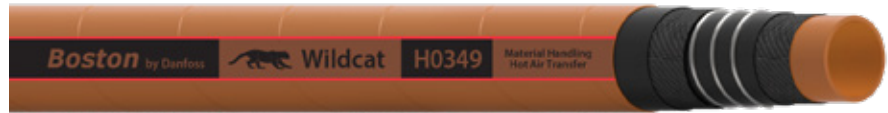
Contact coupling manufacturer for attachment procedure and other coupling recommendations

Dry Material



H0349

Wildcat Hot Air Transfer



Application

- Hot air blower hose
- Hot, dry, non-oily applications

Markets

- Construction
- In-plant transfers
- Tank truck
- Dry cement delivery

Construction

Tube EPDM rubber

Reinforcement

Textile with dual helical wires

Cover Pin-pricked EPDM rubber

Color Brown

Operating temperature

-34°C to +149°C

(-30°F to +300°F)

Packaging

100 ft
Coil on Pallet

Order Fulfillment

Made to Stock
Made to Order

Number	Hose I.D.		Hose O.D.		Operating Pressure		Min. Burst Pressure		Minimum Bend Radius		Vacuum		Weight		Length	
	mm	in	mm	in	bar	psi	bar	psi	mm	in	kPa	in/Hg	kg/m	lbs/ft	mtr	ft
H034948-100	76.2	3.00	92.0	3.62	10.5	150	42	600	228.6	9.0	81.3	24	2.68	1.80	30.5	100
H034964-100	101.6	4.00	118.2	4.65	7.0	100	28	400	279.4	11.0	81.3	24	3.62	2.43	30.5	100

Type of couplings

- Cam and groove
- Combination nipple

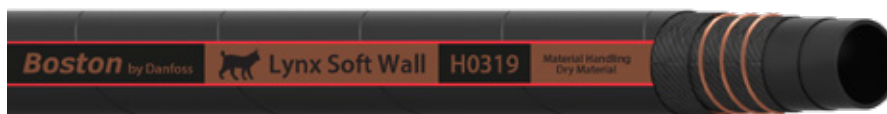
Contact coupling manufacturer for attachment procedure and other coupling recommendations

Dry Material



H0319

Lynx Soft Wall



Application

- Transfer of dry bulk
- Discharge of abrasive material
- Transfer of bottle caps
- Transfer of cleaning agents

Markets

- In-plant transfers
- Tank truck
- Bottling plant
- Coal plant
- Dry cement operations
- Well service

Construction

- Tube** SBR blend
3/16" tube thickness
- Reinforcement** 2-ply textile and conductive copper anti-static wire
- Cover** SBR rubber blend
- Color** Black

Operating temperature

-23°C to +66°C
(-10°F to +150°F)

Packaging

100 ft

Order Fulfillment

Made to Stock
Made to Order

Number	Hose I.D.		Hose O.D.		Operating Pressure		Min. Burst Pressure		Weight		Length	
	mm	in	mm	in	bar	psi	bar	psi	kg/m	lbs/ft	mtr	ft
H031964-100	101.6	4.00	119.1	4.69	5.0	75	20.7	300	3.13	2.10	30.5	100
H031980-100	127.0	5.00	146.0	5.75	5.0	75	20.7	300	4.18	2.81	30.5	100

Type of couplings

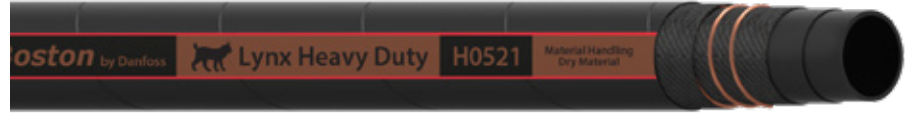
- Cam and groove
- Combination nipple

Contact coupling manufacturer for attachment procedure and other coupling recommendations

Dry Material



H0521
Lynx Heavy Duty



Application

- Transfer of dry bulk
- Discharge of abrasive material
- Transfer of bottle caps
- Transfer of cleaning agents

Markets

- In-plant transfers
- Tank truck
- Bottling plant
- Coal plant
- Dry cement operations
- Well service

Construction

Tube 1/4" tube thickness
natural rubber blend

Reinforcement:

2-ply textile and conductive copper anti-static wire

Cover SBR

Color Black

Operating temperature

-23°C to +66°C
(-10°F to +150°F)

Packaging

100 ft

Order Fulfillment

Made to Stock
Made to Order

Number	Hose I.D.		Hose O.D.		Operating Pressure		Min. Burst Pressure		Weight		Length	
	mm	in	mm	in	bar	psi	bar	psi	kg/m	lbs/ft	mtr	ft
H052164-100	101.6	4.00	123.2	4.85	5.0	75	20.7	300	4.12	2.77	30.5	100
H052180-100	127.0	5.00	149.0	5.87	5.0	75	20.7	300	5.13	3.45	30.5	100

Type of couplings

- Cam and groove
- Combination nipple

Contact coupling manufacturer for attachment procedure and other coupling recommendations

Concrete, Plaster & Grout



EHK006
Marauder



Application

- For high pressure concrete pumping
- For high pressure spraying plaster, grout, sand, gypsum, and ready mixed concrete
- Light weight for hand held applications

Markets

- Construction
- Cement
- Swimming pool
- Tunnel faces
- Dams

Construction

Tube Abrasion resistant anti-static natural rubber

Reinforcement

High tensile synthetic textile and anti-static copper wire

Cover Abrasion, ozone and weather resistant pin-pricked synthetic rubber

Color Black

Certifications

Meets the requirements of ASME B30.27-2014

Abrasion loss value acc. DIN53516 ≤60mm³

Operating temperature

-40°C to +70°C
(-40°F to +158°F)

Packaging

100 ft

Order Fulfillment

Made to Stock
Made to Order

Number	Hose I.D.		Hose O.D.		Operating Pressure		Min. Burst Pressure		Weight		Length	
	mm	in	mm	in	bar	psi	bar	psi	kg/m	lbs/ft	mtr	ft
EHK006-20-100	32.0	1.25	48.8	1.92	85.0	1233	178	2581	1.22	.820	30.5	100
EHK006-24-100	38.0	1.50	58.7	2.31	85.0	1233	178	2581	1.81	1.21	30.5	100
EHK006-32-100	50.8	2.00	72.0	2.83	85.0	1233	178	2581	2.40	1.61	30.5	100
EHK006-40-100	63.5	2.50	86.3	3.40	85.0	1233	178	2581	3.01	2.02	30.5	100
EHK006-48-100	76.2	3.00	96.6	3.92	85.0	1233	178	2581	3.65	2.45	30.5	100
EHK006-64-100	101.6	4.00	126.0	4.92	85.0	1233	178	2581	4.74	3.18	30.5	100
EHK006-80-100	127.0	5.00	153.5	6.04	85.0	1233	178	2581	6.38	4.29	30.5	100

Type of couplings

- Victaulic male NPT

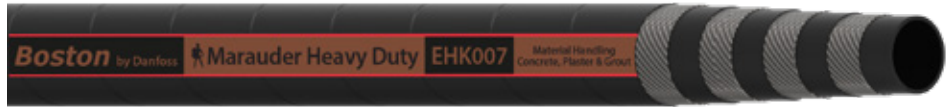
Contact coupling manufacturer for attachment procedure and other coupling recommendations

Concrete, Plaster & Grout



EHK007

Marauder Heavy Duty



Application

- For high pressure concrete pumping and placing, used in the end of concrete pump boom
- Heavy duty construction for applications needing long lasting durability

Markets

- Construction
- Cement placement
- Boom truck

Construction

Tube Abrasion resistant anti-static natural rubber and CBR rubber blend

Reinforcement

High tensile steel cords

Cover Abrasion, ozone and weather resistant pin-pricked special synthetic rubber

Color Black

Certifications

Meets the requirements of ASME B30.27-2014

Abrasion loss value acc. DIN53516 $\leq 60\text{mm}^3$

Operating temperature

-40°C to +70°C
(-40°F to +158°F)

Packaging

100 ft

Order Fulfillment

Made to Stock
Made to Order

Number	Hose I.D.		Hose O.D.		Operating Pressure		Min. Burst Pressure		Minimum Bend Radius		Weight		Length	
	mm	in	mm	in	bar	psi	bar	psi	mm	in	kg/m	lbs/ft	mtr	ft
EHK007-32-100	50.8	2.00	70.0	2.76	86.0	1250	200	2900	200	7.87	3.03	2.04	30.5	100
EHK007-40-100	63.5	2.50	88.0	3.46	86.0	1250	200	2900	240	9.45	4.48	3.01	30.5	100
EHK007-48-100	76.2	3.00	102.0	4.02	86.0	1250	200	2900	275	10.83	5.46	3.67	30.5	100
EHK007-64-100	101.6	4.00	130.0	5.12	86.0	1250	200	2900	350	13.78	8.46	5.68	30.5	100
EHK007-80-100	127.0	5.00	155.0	6.10	86.0	1250	200	2900	425	16.73	9.63	6.47	30.5	100

Type of couplings

- Victaulic male NPT

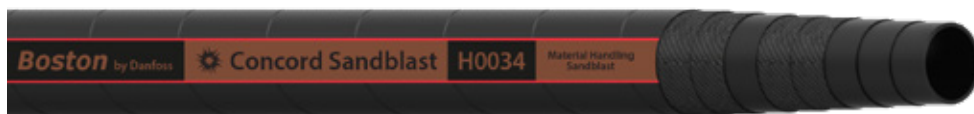
Contact coupling manufacturer for attachment procedure and other coupling recommendations

Sandblast



H0034

Concord Sandblast



Application

- Conveys sand or shot for cleaning purposes
- Conveys sand from sandblast equipment to clean steel or concrete before painting or sealing

Markets

- Construction
- Metal working
- Ship building

Construction

Tube Synthetic rubber

Reinforcement

4-ply textile

Cover Synthetic rubber

Color Black

Abrasion loss value acc. DIN53516 $\leq 60\text{mm}^3$

Operating temperature

-40°C to +66°C
(-40°F to +150°F)

Packaging

100 ft

Order Fulfillment

Made to Stock
Made to Order

Number	Hose I.D.		Hose O.D.		Operating Pressure		Min. Burst Pressure		Minimum Bend Radius		Weight		Length	
	mm	in	mm	in	bar	psi	bar	psi	mm	in	kg/m	lbs/ft	mtr	ft
H003408-100	12.7	0.50	27.0	1.06	10.5	150	41	600	60	2.36	0.73	0.49	30.5	100
H003412-100	19.0	0.75	38.0	1.50	10.5	150	41	600	80	3.15	1.05	0.71	30.5	100
H003416-100	25.4	1.00	47.8	1.87	10.5	150	41	600	115	4.53	1.56	1.05	30.5	100
H003420-100	31.8	1.25	54.8	2.16	8.5	125	35	500	135	5.31	1.90	1.28	30.5	100
H003424-100	38.1	1.50	60.0	2.36	7.0	100	28	400	175	6.89	2.03	1.36	30.5	100
H003432-100	50.8	2.00	73.0	2.87	7.0	100	28	400	310	12.2	2.47	1.70	30.5	100

Type of couplings

- Sandblast couplings that attach to the O.D. of hose

Contact coupling manufacturer for attachment procedure and other coupling recommendations



Oil & Petroleum

Made to Stock






Oil & Petroleum

Suction and Discharge

H1193 Royalflex Petroleum F-4



Application Transfer of petroleum products
 Tube Nitrile blend
 Reinforcement 100% polyester and helical wire
 Cover Nitrile blend
 Temp -29°C to +82°C, (-20°F to +180°F)
 Pressure 14-21 bar / 200-300 psi

EHP009 Bengal Oilfield Vacuum F-5



Application Transfer applications drilling mud or crude oil
 Not recommended for refined petroleum products
 Tube Nitrile rubber blend
 Reinforcement High-tensile synthetic textile with dual steel helical wires
 Cover: Corrugated SBR rubber blend
 Temp: -30°C to +80°C, (-22°F to +176°F)
 Pressure: 10.5 bar / 150 psi

H0363 Puma F-6



Application Suction & discharge of petroleum products
 Certification RMA Class A
 Tube NBR rubber
 Reinforcement Fiber 2- or 4-ply with dual helical wires and anti-static copper wire
 Cover NBR rubber blend
 Temp -40°C to +82°C, (-40°F to +180°F)
 Pressure 10.5 bar / 150 psi

EHP519 Puma Flex F-7




Application Suction & discharge of petroleum products
 Tube NBR blend
 Reinforcement High-tensile synthetic textile dual steel helical wires
 and dual anti-static copper wire
 Cover Flat corrugated NBR blend
 Temp -40°C to +82°C, (-40°F to +180°F)
 Pressure 10.5 bar / 150 psi

EHP150 Fossa F-8



Application Suction & discharge of petroleum products
 Certification RMA Class A
 Tube NBR rubber (RMA Class A)
 Reinforcement High-tensile synthetic textile with a single steel helical wire
 and anti-static copper wire
 Cover NBR rubber blend (RMA Class A)
 Temp -35°C to +82°C, (-31°F to +182°F)
 Pressure 10.5 bar / 150 psi

EHP151 Fossa F-9



Application Suction & discharge of petroleum products
 Certification RMA Class A
 Tube NBR rubber (RMA Class A)
 Reinforcement High-tensile synthetic textile with a single steel helical wire
 and anti-static copper wire
 Cover NBR rubber blend (RMA Class A)
 Temp -35°C to +82°C, (-31°F to +182°F)
 Pressure 10.5 bar / 150 psi



Discharge Page

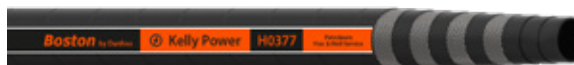
H901 Bulldog Fuel Oil Delivery F-10



Application	Fuel oil transfer for residential and/or commercial delivery
Certification	RMA Class A
Tube	Nitrile rubber (RMA Class A)
Reinforcement	Double fiber braid
Cover	Vinyl nitrile rubber
Temp	-40°C to +82°C, (-40°F to +180°F)
Pressure	17.2 bar / 250 psi

Frac and Well Service Page

H0377 Kelly Power Drilling F-11



Application	Rotary drilling: portable drilling, work-over rigs and slim hole rigs
Certifications	MSHA IC-84/42
Tube	Nitrile/Hypalon blend
Reinforcement	4-spiral wire
Cover	Neoprene
Temp	-40°C to +121°C, (-40°F to +250°F)
Pressure	207 bar / 3000 psi



Suction & Discharge

H1193

Royalflex Petroleum



Application

- For transfer of petroleum products
- B20 biodiesel applications

Markets

- Petroleum industry
- Oil exploration
- Tank trucks
- Waste hauling
- Batch plants
- Refineries

Construction

Tube Nitrile blend

Reinforcement

100% polyester and helical wire

Cover Nitrile blend

Color Black

Operating temperature

-29°C to +82°C
(-20°F to +180°F)

Packaging

50, 100 ft

Order Fulfillment

Made to Stock

Number	Hose I.D.		Hose O.D.		Operating Pressure		Min. Burst Pressure		Minimum Bend Radius		Vacuum		Weight		Length	
	mm	in	mm	in	bar	psi	bar	psi	mm	in	kPa	in/Hg	kg/m	lbs/ft	mtr	ft
H119324-100	38.1	1.50	52.4	2.00	21	300	62	900	152.4	6.00	94.8	28.0	1.19	0.80	30.5	100
H119332-100	50.8	2.00	65.1	2.50	21	300	62	900	203.2	8.00	94.8	28.0	1.64	1.10	30.5	100
H119340-100	63.5	2.50	77.8	3.00	21	300	62	900	254.0	10.00	94.8	28.0	1.99	1.34	30.5	100
H119348-100	76.2	3.00	90.5	3.50	17	250	52	750	304.8	12.00	94.8	28.0	2.98	2.00	30.5	100
H119364-100	101.6	4.00	115.9	4.50	14	200	41	600	406.4	16.00	94.8	28.0	4.05	2.72	30.5	100

Type of couplings

- Male NPT
- Cam locks

Contact coupling manufacturer for attachment procedure and other coupling recommendations

Suction & Discharge



EHP009

Bengal Oilfield Vacuum



Application

- For transfer applications such as drilling mud or crude oil

Not recommended for refined petroleum products

Markets

- Oil and gas exploration
- Well service
- Fracking industry

Construction

Tube Nitrile rubber blend

Reinforcement

High-tensile synthetic textile with dual steel helical wires

Cover Corrugated SBR rubber blend

Color Black

Operating temperature

-30°C to +80°C
(-22°F to +176°F)

Packaging

100 ft

Order Fulfillment

Made to Stock
Made to Order

Number	Hose I.D.		Hose O.D.		Operating Pressure		Min. Burst Pressure		Minimum Bend Radius		Vacuum		Weight		Length	
	mm	in	mm	in	bar	psi	bar	psi	mm	in	kPa	in/Hg	kg/m	lbs/ft	mtr	ft
EHP009-24-100	38.1	1.50	48.6	1.91	10.5	150	31.5	450	115	4.53	94.8	28.0	1.07	0.72	30.5	100
EHP009-32-100	50.8	2.00	64.7	2.55	10.5	150	31.5	450	145	5.71	94.8	28.0	1.58	1.06	30.5	100
EHP009-40-100	63.5	2.50	82.0	3.23	10.5	150	31.5	450	195	7.68	94.8	28.0	2.12	1.42	30.5	100
EHP009-48-100	76.2	3.00	92.5	3.64	10.5	150	31.5	450	240	9.45	94.8	28.0	2.70	1.81	30.5	100
EHP009-64-100	101.6	4.00	118.0	4.65	10.5	150	31.5	450	340	13.39	94.8	28.0	3.87	2.60	30.5	100
EHP009-96-100	152.4	6.00	173.0	6.81	10.5	150	31.5	450	650	25.59	80.0	24.0	7.57	5.09	30.5	100

Type of couplings

- Cam and groove
- Male NPT
- Unions

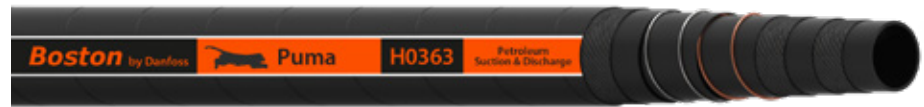
Contact coupling manufacturer for attachment procedure and other coupling recommendations

Suction & Discharge



H0363

Puma



Application

- For suction and discharge of petroleum products

Markets

- Tank truck
- Paper/pulp industry
- Oil and gas exploration
- Ship building
- Batch plants

Construction

Tube NBR rubber

Reinforcement

2- or 4-ply fiber with dual helical wires and anti-static copper wire

Cover NBR rubber blend (RMA Class A)

Color Black

Certification

RMA Class A

Operating temperature

-40°C to +82°C
(-40°F to +180°F)

Packaging

100 ft

Order Fulfillment

Made to Stock
Made to Order

Number	Hose I.D.		Hose O.D.		Operating Pressure		Min. Burst Pressure		Minimum Bend Radius		Vacuum		Weight		Length	
	mm	in	mm	in	bar	psi	bar	psi	mm	in	kPa	in/Hg	kg/m	lbs/ft	mtr	ft
H036312BK-100	19.0	0.75	28.8	1.13	10.5	150	42.0	600	110	4.33	94.8	28	0.59	0.40	30.5	100
H036316BK-100	25.4	1.00	38.0	1.50	10.5	150	42.0	600	152	5.98	94.8	28	0.91	0.61	30.5	100
H036320BK-100	31.8	1.25	45.0	1.77	10.5	150	42.0	600	190	7.48	94.8	28	1.09	0.73	30.5	100
H036324BK-100	38.1	1.50	52.5	2.07	10.5	150	42.0	600	200	7.87	94.8	28	1.44	0.97	30.5	100
H036332BK-100	50.8	2.00	65.0	2.56	10.5	150	42.0	600	255	10.04	94.8	28	2.01	1.35	30.5	100
H036340BK-100	63.5	2.50	77.0	3.03	10.5	150	42.0	600	315	12.40	94.8	28	2.30	1.55	30.5	100
H036348BK-100	76.2	3.00	90.5	3.56	10.5	150	42.0	600	380	14.96	94.8	28	2.93	1.97	30.5	100
H036364BK-100	101.6	4.00	116.2	4.57	10.5	150	42.0	600	510	20.08	94.8	28	3.78	2.54	30.5	100
H036396BK-100	152.4	6.00	174.0	6.85	10.5	150	42.0	600	780	30.71	94.8	28	8.45	5.68	30.5	100

Type of couplings

- Cam and groove
- Combination nipple

Contact coupling manufacturer for attachment procedure and other coupling recommendations

Suction & Discharge



EHP519
Puma Flex



Application

- For suction and discharge of petroleum

Markets

- Petroleum industry
- Paper/pulp industry
- Oil and gas exploration
- Ship building
- Tank trucks
- Waste hauling
- Well service

Construction

Tube NBR rubber

Reinforcement

High-tensile synthetic textile
dual steel helical wires and dual
anti-static copper wire

Cover Flat corrugated NBR rubber blend

Color Black

Operating temperature

-40°C to +82°C
(-40°F to +180°F)

Packaging

100 ft

Order Fulfillment

Made to Stock
Made to Order

Number	Hose I.D.		Hose O.D.		Operating Pressure		Min. Burst Pressure		Minimum Bend Radius		Vacuum		Weight		Length	
	mm	in	mm	in	bar	psi	bar	psi	mm	in	kPa	in/Hg	kg/m	lbs/ft	mtr	ft
EHP519-16-100	25.4	1.00	35.2	1.39	10.5	150	42	600	75	2.95	94.8	28	0.62	0.41	30.5	100
EHP519-24-100	38.1	1.50	49.2	1.94	10.5	150	42	600	115	4.53	94.8	28	1.10	0.74	30.5	100
EHP519-32-100	50.8	2.00	62.8	2.47	10.5	150	42	600	145	5.71	94.8	28	1.51	1.02	30.5	100
EHP519-48-100	76.2	3.00	91.4	3.60	10.5	150	42	600	240	9.45	94.8	28	2.87	1.93	30.5	100
EHP519-64-100	101.6	4.00	116.8	4.60	10.5	150	42	600	340	13.39	94.8	28	4.05	2.72	30.5	100

Type of couplings

- Cam and groove
- Combination nipple

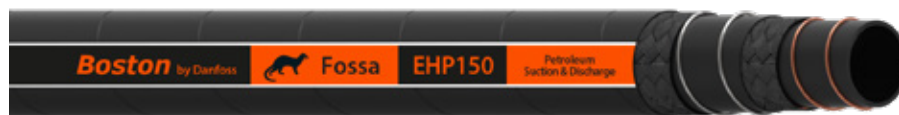
Contact coupling manufacturer for attachment procedure and other coupling recommendations

Suction & Discharge



EHP150

Fossa



Application

- For suction and discharge of petroleum products

For use with petroleum products with aromatic content up to 50%.

Markets

- Petroleum industry
- Paper/pulp industry
- Oil and gas exploration
- Ship building
- Tank trucks
- Waste hauling
- Batch plants

Construction

Tube NBR rubber (RMA Class A)

Reinforcement

High-tensile synthetic textile with a single steel helical wire and anti-static copper wire

Cover Abrasion and weather resistant NBR rubber blend (RMA Class A)

Color Black

Certifications

RMA Class A

Operating temperature

-35°C to +82°C
(-31°F to +180°F)

Packaging

100 ft

Order Fulfillment

Made to Stock
Made to Order

Number	Hose I.D.		Hose O.D.		Operating Pressure		Min. Burst Pressure		Minimum Bend Radius		Vacuum		Weight		Length	
	mm	in	mm	in	bar	psi	bar	psi	mm	in	kPa	in/Hg	kg/m	lbs/ft	mtr	ft
EHP150-12BK-100	19.1	0.75	30.6	1.20	10.5	150	31.5	450	90	3.75	94.8	28	0.58	0.39	30.5	100
EHP150-16BK-100	25.4	1.00	36.8	1.45	10.5	150	31.5	450	110	4.33	94.8	28	0.71	0.48	30.5	100
EHP150-20BK-100	31.8	1.25	44.2	1.74	10.5	150	31.5	450	140	5.51	94.8	28	0.91	0.61	30.5	100
EHP150-24BK-100	38.1	1.50	50.0	1.97	10.5	150	31.5	450	170	6.69	94.8	28	1.17	0.79	30.5	100
EHP150-32BK-100	50.8	2.00	64.2	2.53	10.5	150	31.5	450	250	9.84	94.8	28	1.65	1.11	30.5	100
EHP150-40BK-100	63.5	2.50	78.5	3.09	10.5	150	31.5	450	310	12.20	94.8	28	2.13	1.43	30.5	100
EHP150-48BK-100	76.2	3.00	90.4	3.56	10.5	150	31.5	450	380	14.96	94.8	28	2.76	1.89	30.5	100
EHP150-64BK-100	101.6	4.00	118.6	4.67	10.5	150	31.5	450	510	20.08	94.8	28	4.06	2.73	30.5	100
EHP150-96BK-100	152.4	6.00	172.0	6.77	10.5	150	31.5	450	790	31.10	94.8	28	7.87	5.29	30.5	100
EHP150-128BK-100	203.2	8.00	230.5	9.07	10.5	150	31.5	450	1100	43.31	80.0	24	14.42	9.69	30.5	100

Type of couplings

- Cam and groove
- Combination nipple

Contact coupling manufacturer for attachment procedure and other coupling recommendations

Suction & Discharge



EHP151

Fossa



Application

- For suction and discharge of petroleum products

For use with petroleum products with aromatic content up to 50%.

Markets

- Petroleum industry
- Paper/pulp industry
- Oil and gas exploration
- Ship building
- Tank trucks
- Waste hauling
- Batch plants

Construction

Tube NBR rubber (RMA Class A)

Reinforcement

High-tensile synthetic textile with a single steel helical wire and anti-static copper wire

Cover

Abrasion and weather resistant NBR rubber blend (RMA Class A)

Color Black

Certifications

RMA Class A

Operating temperature

-35°C to +82°C
(-31°F to +180°F)

Packaging

100 ft

Order Fulfillment

Made to Stock
Made to Order

Number	Hose I.D.		Hose O.D.		Operating Pressure		Min. Burst Pressure		Minimum Bend Radius		Vacuum		Weight		Length	
	mm	in	mm	in	bar	psi	bar	psi	mm	in	kPa	in/Hg	kg/m	lbs/ft	mtr	ft
EHP151-12BK-100	19.1	0.75	30.6	1.20	10.5	150	31.5	450	90	3.75	94.8	28	0.58	0.39	30.5	100
EHP151-16BK-100	25.4	1.00	36.8	1.45	10.5	150	31.5	450	110	4.33	94.8	28	0.71	0.48	30.5	100
EHP151-20BK-100	31.8	1.25	44.2	1.74	10.5	150	31.5	450	140	5.51	94.8	28	0.91	0.61	30.5	100
EHP151-24BK-100	38.1	1.50	50.0	1.97	10.5	150	31.5	450	170	6.69	94.8	28	1.17	0.79	30.5	100
EHP151-32BK-100	50.8	2.00	64.2	2.53	10.5	150	31.5	450	250	9.84	94.8	28	1.65	1.11	30.5	100
EHP151-40BK-100	63.5	2.50	78.5	3.09	10.5	150	31.5	450	310	12.20	94.8	28	2.13	1.43	30.5	100
EHP151-48BK-100	76.2	3.00	90.4	3.56	10.5	150	31.5	450	380	14.96	94.8	28	2.76	1.89	30.5	100
EHP151-64BK-100	101.6	4.00	118.6	4.67	10.5	150	31.5	450	510	20.08	94.8	28	4.06	2.73	30.5	100
EHP151-96BK-100	152.4	6.00	172.0	6.77	10.5	150	31.5	450	790	31.10	94.8	28	7.87	5.29	30.5	100
EHP151-128BK-100	203.2	8.00	230.5	9.07	10.5	150	31.5	450	1100	43.31	80.0	24	14.42	9.69	30.5	100

Type of couplings

- Cam and groove
- Combination nipple

Contact coupling manufacturer for attachment procedure and other coupling recommendations

Discharge

H901

Bulldog Fuel Oil Delivery

**Application**

- For fuel oil transfer for residential and/or commercial delivery

Markets

- Tank truck
- Petroleum refining
- Chemical processing
- Home delivery of fuel

Construction

Tube Nitrile rubber (RMA Class A)

Reinforcement

Double fiber braid

Cover Vinyl nitrile rubber

Color Red

Certifications

RMA Class A

Operating temperature

-40°C to +82°C
(-40°F to +180°F)

Packaging

150 ft

Order Fulfillment

Made to Stock

Number	Hose I.D.		Hose O.D.		Operating Pressure		Min. Burst Pressure		Weight		Length	
	mm	in	mm	in	bar	psi	bar	psi	kg/m	lbs/ft	mtr	ft
H90116-150	25.4	1.00	38.1	1.50	17.2	250	69.0	1000	0.68	0.46	91.4	150
H90122-150	34.9	1.38	49.1	1.93	17.2	250	69.0	1000	0.99	0.66	45.7	150
H90124-150	38.1	1.50	52.3	2.06	17.2	250	69.0	1000	1.11	0.75	45.7	150

Type of couplings

- Reattachable
- Internally expanded permanent attached

Contact coupling manufacturer for attachment procedure and other coupling recommendations

Frac & Well Service



H0377
Kelly Power Drilling



Application

- Rotary drilling on portable drilling rigs, work over rigs and slim hole rigs

Markets

- Oil and gas exploration
- Well service
- Fracking industry

Construction

Tube Nitrile/Hypalon blend

Reinforcement

4-spiral wire

Cover Neoprene

Color Black

Certification

MSHA IC-84/19

Operating temperature

-40°C to +121°C
(-40°F to +250°F)

Packaging

50, 100 ft

Order Fulfillment

Made to Stock

Number	Hose I.D.		Hose O.D.		Operating Pressure		Min. Burst Pressure		Minimum Bend Radius		Weight		Length	
	mm	in	mm	in	bar	psi	bar	psi	mm	in	kg/m	lbs/ft	mtr	ft
H037732-100	50.8	2.00	66.7	2.63	207	3000	830	12000	635	25.00	4.61	3.10	15.2	100

Type of couplings

- Danfoss 4S series
- Unions
- Boss male

Contact coupling manufacturer for attachment procedure and other coupling recommendations



Hose Selection



S.T.A.M.P.E.D.

Use this acronym as the guide to the right hose for the application

Danfoss recommends using the STAMPED process to aid in determining the correct hose and coupling for your application. This worksheet is designed to help you organize information for determining the best hose for a given application. The questions are based on the hose selection factors described in this catalog.

When selecting a hose, always use this worksheet in conjunction with this catalog. Read all instructions concerning the hose you are selecting. If your company is an existing Danfoss Power Solutions partner, please contact your Account or Customer Service Representative.

When selecting the correct hose, use the acronym STAMPED as your guide to defining critical and important characteristics:

S - Size

- Flow (cubic feet per minute) requirements
- Hose I.D. requirements given the flow requirements
- Pressure drop
- Length, excluding hose ends

T - Temperature

- Consider ambient and internal temperatures as well as temperature impact on the material being conveyed
- Minimum and maximum Temperature (°F and °C)
- What are the environmental conditions?

A - Application

- How will the hose be used?
- How often will the hose be used (continuous, intermittent)?
- Special hose construction needs (crush resistant)?
- Conductivity requirements (non-conductive, static conductive, static dissipating)?
- Government or industry standard requirements?

M - Material being conveyed

- Material to be transferred, liquid, solid or gas
- Material chemical name
- Material concentration (%)
- Temperature of materials
- What hose cleaning solution(s) will be used

P - Pressure


- What is the working pressure?
- Are pressure surges involved in this application? How high?
- Is this a suction application?

E - End Requirements

- What type of terminations? (Straight, male, etc.)

D - Delivery

- Identify how many items and when they need to be supplied
- Distributors — Call customer service
- End Users — Call distributors
- Are there any special packaging or branding requirements?




Specialty

Made to Stock





Specialty

LPG		Page
H900	Raven	G-4
		
Application	Transfer and delivery of propane, butane, and natural gas in open, well ventilated areas (1 psiG max. working pressure)	
Certification	UL 21 rated, CAN/CGA 8.1 rated (CSA 8.1-2015 on -20 & -24)	
Tube	Synthetic rubber	
Reinforcement	Textile braid	
Cover	Pin-pricked synthetic rubber	
Temp	-40°C to 82°C, (-40°F to +180°F) Hose is capable of this rating. LP-Gas should never be elevated above 100°F	
Pressure	24 bar / 350 psi	

Hot Tar & Asphalt		Page
H9603	Wolverine	G-5
		
Application	Hot tar projects, not for asphalt	
Certifications	RMA Class A	
Tube	Nitrile (RMA Class A)	
Reinforcement	2-wire braid	
Cover	Pin-pricked CPE	
Temp	+177°C, (+350°F) Intermittent	
Pressure	17.2 bar / 250 psi	

H0372	Blackcat	G-6
		
Application	Suction & discharge of tar and asphalt	
Tube	Synthetic rubber	
Reinforcement	2-ply fiberglass with helical wire	
Cover	Synthetic rubber	
Temp	+121°C (+250°F) Continuous, +177°C (+350°F) Intermittent	
Pressure	13.8 bar / 200 psi	

H0616	Blackcat Flex Corrugated	G-7
		
Application	Suction & discharge of tar and asphalt	
Tube	Nitrile	
Reinforcement	2-ply fiberglass with helical wire	
Cover	Corrugated neoprene	
Temp	+121°C (+250°F) Continuous, +204°C (+400°F) Intermittent	
Pressure	13.8 bar / 200 psi	



Fire Fighting

Page

H5751 Serval Chemical Booster G-8



Application .75 inch pressure booster hose on fire fighting equipment
 Tube Synthetic rubber
 Reinforcement 2-textile braid
 Cover Synthetic rubber
 Temp -40°C to +82°C, (-40°F to +180°F)
 Pressure 55 bar / 800 psi

H5752 Serval Chemical Booster G-9



Application 1 inch pressure booster hose on fire fighting equipment
 Tube Synthetic rubber
 Reinforcement 2-textile braid
 Cover Synthetic rubber
 Temp -40°C to +82°C, (-40°F to +180°F)
 Pressure 55 bar / 800 psi

Specialized

Page

EH066 Irbis Diesel Exhaust Fluid Dispensing G-10



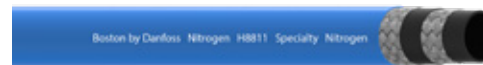
Application Conveying diesel exhaust fluid
 Tube Peroxide-cured EPDM
 Reinforcement Fiber braid with stainless steel anti-static wire
 Cover Peroxide-cured EPDM
 Temp -40°C to +125°C, (-40°F to +257°F)
 Pressure 21 bar / 300 psi

H9690 Hydrocarbon Drain G-11




Application Hydrocarbon drain service
 Certifications RMA Class A
 Tube Synthetic rubber (RMA Class A)
 Reinforcement 2-wire braid
 Cover Pin-pricked chlorinated polyethylene
 Temp -40°C to +177°C, (-40°F to +350°F)
 Pressure 20.7 bar / 300 psi

H8811 Nitrogen G-12



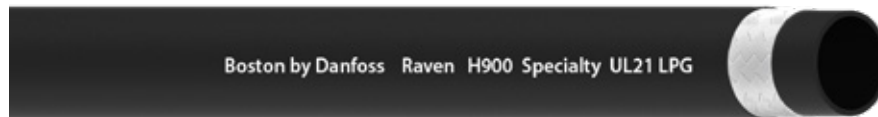
Application Transfer of nitrogen at ambient temperatures
 Tube Nitrile
 Reinforcement 4-textile
 Cover Pin-pricked neoprene
 Temp -40°C to +82°C, (-40°F to +180°F)
 Pressure 21 bar / 300 psi



LPG

H900

Raven



Application

- For transfer and delivery of propane and butane
- Transfer of natural gas in open, well ventilated areas (1 psiG max. working pressure)

Markets

- Alternative energy
- Propane transfer
- In-plant tank transfer
- Agriculture
- Construction
- General industrial

Construction

Tube Synthetic rubber

Reinforcement

Textile braid

Cover Pin-pricked synthetic rubber

Color Black

Certifications

UL 21 rated
CAN/CGA 8.1 rated
(CSA 8.1-2015 on -20 & -24)

Operating temperature

-40°C to +82°C
(-40°F to +180°F)

Hose is capable of this rating. LP-Gas should never be elevated above 100°F.

Packaging

250, 300, 500 ft
(-20 & -24 continuous reels)

Order Fulfillment

Made to Stock

Number	Hose I.D.		Hose O.D.		Operating Pressure		Min. Burst Pressure		Weight		Length	
	mm	in	mm	in	bar	psi	bar	psi	kg/m	lbs/ft	mtr	ft
H90004-500R	6.4	0.25	14.9	0.59	24.0	350	122	1750	0.18	0.12	152.4	500
H90006-500R	9.5	0.38	18.4	0.72	24.0	350	122	1750	0.25	0.17	152.4	500
H90008-500R	12.7	0.50	23.3	0.92	24.0	350	122	1750	0.36	0.24	152.4	500
H90012-500R	19.0	0.75	31.2	1.23	24.0	350	122	1750	0.61	0.41	152.4	500
H90016-300R	25.4	1.00	38.1	1.50	24.0	350	122	1750	0.77	0.52	91.4	300
H90020-250RC	31.8	1.25	46.0	1.81	24.0	350	122	1750	1.09	0.73	76.2	250
H90024-250RC	38.1	1.50	52.1	2.05	24.0	350	122	1750	1.25	0.84	76.2	250

Type of couplings

- Danfoss 1A/Z series
- Danfoss 1G fitting
- Swaged or crimp male couplings

Contact coupling manufacturer for attachment procedure and other coupling recommendations

Hot Tar



H9603
Wolverine



Application

- For hot tar projects
- NOTE:** Not for asphalt

Markets

- Road construction
- Roof construction

Construction

Tube Nitrile (RMA Class A)

Reinforcement

2-wire braid

Cover Pin-pricked CPE

Color Black

Certifications

RMA Class A

Operating temperature

+177°C (+350°F) Intermittent

Packaging

50, 100, 150 ft

Order Fulfillment

Made to Stock

Number	Hose I.D.		Hose O.D.		Operating Pressure		Min. Burst Pressure		Minimum Bend Radius		Weight		Length	
	mm	in	mm	in	bar	psi	bar	psi	mm	in	kg/m	lbs/ft	mtr	ft
H960316-100	25.4	1.00	40.4	1.59	17.2	250	172	2500	304.8	12.00	1.34	.90	30.5	100

Type of couplings

- Cam and groove
- Combination nipple

Contact coupling manufacturer for attachment procedure and other coupling recommendations

Hot Tar & Asphalt



H0372

Blackcat

**Application**

- For suction & discharge of tar and asphalt

Markets

- Road construction
- Roof construction

Construction

Tube Synthetic rubber

Reinforcement

2-ply fiberglass with helical wire

Cover Synthetic rubber

Color Black

Operating temperature

+121°C (+250°F) Continuous
+177°C (+350°F) Intermittent

Packaging

50, 100 ft

Order Fulfillment

Made to Stock

Number	Hose I.D.		Hose O.D.		Operating Pressure		Min. Burst Pressure		Minimum Bend Radius		Vacuum		Weight		Length	
	mm	in	mm	in	bar	psi	bar	psi	mm	in	kPa	in/Hg	kg/m	lbs/ft	mtr	ft
H037232-100	50.8	2.00	74.6	2.94	13.8	200	55.2	800	177.8	7.00	94.8	28	3.48	2.34	30.5	100
H037240-100	63.5	2.50	87.3	3.44	13.8	200	55.2	800	254.0	10.00	94.8	28	4.24	2.85	30.5	100
H037248-100	76.2	3.00	100.0	3.94	13.8	200	55.2	800	254.0	10.00	94.8	28	4.96	3.33	30.5	100
H037264-100	101.6	4.00	126.2	4.97	13.8	200	55.2	800	304.8	12.00	94.8	28	6.74	4.53	30.5	100

Type of couplings

- Cam and groove
- Combination nipple

Contact coupling manufacturer for attachment procedure and other coupling recommendations

Hot Tar & Asphalt



H0616
Blackcat Flex



Application

- For suction & discharge of tar and asphalt

Markets

- Road construction
- Roof construction

Construction

Tube Nitrile

Reinforcement

2-ply fiberglass with helical wire

Cover Corrugated Neoprene

Color Black

Operating temperature

+121°C (+250°F) Continuous
+204°C (+400°F) Intermittent

Packaging

50, 100 ft

Order Fulfillment

Made to Stock

Number	Hose I.D.		Hose O.D.		Operating Pressure		Min. Burst Pressure		Minimum Bend Radius		Vacuum		Weight		Length	
	mm	in	mm	in	bar	psi	bar	psi	mm	in	kPa	in/Hg	kg/m	lbs/ft	mtr	ft
H061632-100	50.8	2.00	76.2	3.00	13.8	200	55.2	800	127.0	5.00	94.8	28	3.48	2.34	30,5	100

Type of couplings

- Cam and groove
- Combination nipple

Contact coupling manufacturer for attachment procedure and other coupling recommendations

Fire Fighting

H5751

Serval Chemical Booster


Application

- For boosting pressure hose on fire fighting equipment

Markets

- Fire fighting

Construction

Tube Synthetic rubber

Reinforcement

2-textile braid

Cover Synthetic rubber

Color Red

Operating temperature

-40°C to +82°C
(-40°F to +180°F)

Packaging

100, 200 ft

Order Fulfillment

Made to Stock

Number	Hose I.D.		Hose O.D.		Operating Pressure		Min. Burst Pressure		Weight		Length	
	mm	in	mm	in	bar	psi	bar	psi	kg/m	lbs/ft	mtr	ft
H5751-200	19.0	0.75	32.5	1.28	55.0	800	165	2400	0.83	0.56	30.5	100

Type of couplings

- Spanner hole type
- Barway

Contact coupling manufacturer for attachment procedure and other coupling recommendations

Fire Fighting

H5752
Serval Chemical Booster



Application

- For boosting pressure hose on fire fighting equipment

Markets

- Fire fighting

Construction

Tube Synthetic rubber

Reinforcement

2-textile braid

Cover Synthetic rubber

Color Red

Operating temperature

-40°C to +82°C
(-40°F to +180°F)

Packaging

100, 150, 200 ft

Order Fulfillment

Made to Stock

Number	Hose I.D.		Hose O.D.		Operating Pressure		Min. Burst Pressure		Weight		Length	
	mm	in	mm	in	bar	psi	bar	psi	kg/m	lbs/ft	mtr	ft
H5752-100	25.4	1.00	42.2	1.66	55.0	800	165	2400	1.20	0.81	30.5	100

Type of couplings

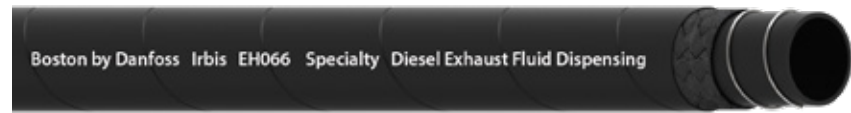
- Spanner hole type
- Barway

Contact coupling manufacturer for attachment procedure and other coupling recommendations

Specialized

EH066

Irbis Diesel Exhaust Fluid Dispensing


Application

- For conveying diesel exhaust fluid

Markets

- Tank truck

Construction

Tube Peroxide-cured EPDM

Reinforcement

Fiber braid with stainless steel anti-static wire

Cover Peroxide-cured EPDM

Color Black

Operating temperature

-40°C to +125°C
(-40°F to +257°F)

Packaging

50, 100 ft

Order Fulfillment

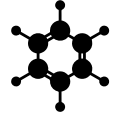
Made to Stock

Number	Hose I.D.		Hose O.D.		Operating Pressure		Min. Burst Pressure		Minimum Bend Radius		Weight		Length	
	mm	in	mm	in	bar	psi	bar	psi	mm	in	kg/m	lbs/ft	mtr	ft
EH06608-100	12.7	0.50	22.4	0.88	21.0	300	83.0	1200	101	3.98	0.27	0.18	30.5	100
EH06612-100	19.1	0.75	29.7	1.17	21.0	300	83.0	1200	152	5.98	0.43	0.29	30.5	100

Type of couplings

Contact coupling manufacturer for attachment procedure and other coupling recommendations

Specialized



H9690 Hydrocarbon Drain



Application

- For hydrocarbon drain service

Markets

- Petroleum
- Refineries

Construction

Tube Synthetic rubber (RMA Class A)

Reinforcement

2-wire braid

Cover Pin-pricked chlorinated polyethylene

Color Blue

Certifications

RMA Class A

Operating temperature

-40°C to +177°C
(-40°F to +350°F)

Packaging

50 ft

Order Fulfillment

Made to Stock

Number	Hose I.D.		Hose O.D.		Operating Pressure		Min. Burst Pressure		Weight		Length	
	mm	in	mm	in	bar	psi	bar	psi	kg/m	lbs/ft	mtr	ft
H969012	19.0	0.75	33.3	1.31	20.7	300	207	3000	0.89	0.60	15.2	50

Type of couplings

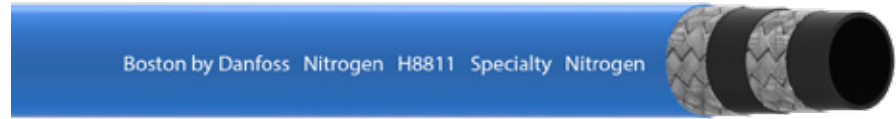
- Boss Male
- Ground Joint female
- Danfoss EJ series

Contact coupling manufacturer for attachment procedure and other coupling recommendations

Specialized

H8811

Nitrogen


Application

- For transfer of nitrogen at ambient temperatures

Markets

- Refineries
- Petroleum industry

Construction

Tube Nitrile

Reinforcement
4-textile

Cover Pin-pricked neoprene

Color Blue (BU), Yellow (YW)

Operating temperature

-40°C to 82°C
(-40°F to 180°F)

Packaging

250 ft

Order Fulfillment

Made to Stock

Number	Hose I.D.		Hose O.D.		Operating Pressure		Min. Burst Pressure		Weight		Length	
	mm	in	mm	in	bar	psi	bar	psi	kg/m	lbs/ft	mtr	ft
H881112BU-250	19.1	0.75	30.2	1.19	21.0	300	84.0	1200	0.57	0.38	76.2	250

Type of couplings

- Danfoss 4T series
- Danfoss 1A/Z series
- Barbed inserts
- Boss male
- Ground joint female

Contact coupling manufacturer for attachment procedure and other coupling recommendations



Steam

Made to Stock





Steam

Steam

Page

Page

EH084 Steam Slayer H-3



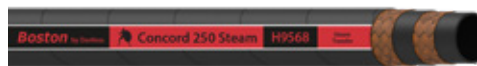
Application	Transfer of steam for processing products & cleaning equipment
Tube	Special chlorobutyl blend
Reinforcement	2-wire braid
Cover	Pin-pricked EPDM
Temp	-40°C to +208°C, (-40°F to +407°F) Continuous with saturated steam +232°C (+450°F) for intermittent superheated
Pressure	17.0 bar / 250 psi

H0084 Concord Standard H-4



Application	Transfer of steam for processing products & cleaning equipment
Tube	Special chlorobutyl blend
Reinforcement	2-wire braid with stainless steel anti-static wire
Cover	Pin-pricked EPDM
Temp	Maximum operating; +232°C (+450°F)
Pressure	17.2 bar / 250 psi

H9568 Concord 250 Steam H-5



Application	Transfer of steam for processing products & cleaning equipment
Tube	EPDM
Reinforcement	2-wire braid
Cover	Pin-pricked EPDM
Temp	Maximum operating: +232°C (+450°F)
Pressure	17.2 bar / 250 psi

EJ series couplings H-6



Application	Specifically designed and tested for use with Danfoss hoses and wall thicknesses, use on other hose is not recommended. For use with Steam Slayer Hose: EH080, EH081, EH084 & Concord 250 Hose: H9568
-------------	--



Steam



EH084

Steam Slayer



Application

- Transfer of steam for processing products and cleaning equipment

Markets

- Refining and petrochemical
- Paper industry
- Industrial cleaning markets
- Oil and gas exploration
- Steel
- Ship building

Construction

Tube Special chlorobutyl blend

Reinforcement:

2-wire braid

Cover Pin-pricked EPDM

Color Red & Black stripe
Black (EH080), Red (EH081)

Operating temperature

-40°C to +208°C, (-40°F to +407°F)

Continuous with saturated steam

+232°C (+450°F)

For intermittent superheated

Packaging

50 ft bulk

50 ft assemblies

Order Fulfillment

Made to Stock

Number	Hose I.D.		Hose O.D.		Operating Pressure		Min. Burst Pressure		Weight		Length	
	mm	in	mm	in	bar	psi	bar	psi	kg/m	lbs/ft	mtr	ft
EH08408	12.7	0.50	28.5	1.12	17.0	250	175	2500	0.80	0.54	15.2	50
EH08412	19.1	0.75	34.5	1.36	17.0	250	175	2500	1.03	0.69	15.2	50
EH08416	25.4	1.00	41.4	1.63	17.0	250	175	2500	1.34	0.90	15.2	50

Type of couplings

- Danfoss EJ series

Contact coupling manufacturer for attachment procedure and other coupling recommendations

EH084 Assemblies

Part Number	Description
FK6496HHH6000	EH08408, 50 ft.
FK6496KKK6000	EH08412, 50 ft.
FK6496MMK6000	EH08416, 50 ft.

Assembly includes male pipe solid & wing nut swivel ground joint fitting

Steam hose



H0084
Concord Standard



Application

- Transfer of steam for processing products and cleaning equipment

Markets

- Refining and petrochemical
- Paper industry
- Industrial cleaning markets
- Oil and gas exploration
- Steel
- Ship building

Construction

Tube Special chlorobutyl blend

Reinforcement

2-wire braid with stainless steel anti-static wire

Cover Pin-pricked EPDM

Color Red & Black stripes

Operating temperature

Maximum Operating +232°C (+450°F)

Packaging

50 ft

Order Fulfillment

Made to Stock

Number	Hose I.D.		Hose O.D.		Operating Pressure		Min. Burst Pressure		Weight		Length	
	mm	in	mm	in	bar	psi	bar	psi	kg/m	lbs/ft	mtr	ft
H008420BK	31.8	1.25	51.6	2.03	17.2	250	172	2500	2.0	1.35	15.2	50
H008424BK	38.1	1.50	57.9	2.28	17.2	250	172	2500	2.3	1.55	15.2	50
H008432BK	50.8	2.00	70.6	2.78	17.2	250	172	2500	2.9	1.94	15.2	50

Type of couplings

- Ground joint female
- Boss male

Contact coupling manufacturer for attachment procedure and other coupling recommendations

Steam



H9568

Concord 250 Steam



Application

- Transfer of steam for processing products and cleaning equipment

Markets

- Refining and petrochemical
- Paper industry
- Industrial cleaning markets
- Oil and gas exploration
- Steel
- Ship building

Construction

- Tube** EPDM
- Reinforcement** 2-wire braid
- Cover** Pin-pricked EPDM
- Colors** Black (BK), Red (RD)

Operating temperature

Maximum Operating +232°C (+450°F)

Packaging

50, 100, 350 ft bulk
50 ft assemblies

Order Fulfillment

Made to Stock

Number	Hose I.D.		Hose O.D.		Operating Pressure		Min. Burst Pressure		Weight		Length	
	mm	in	mm	in	bar	psi	bar	psi	kg/m	lbs/ft	mtr	ft
H956808BK	12.7	0.50	26.9	1.06	17.2	250	172	2500	0.68	0.46	15.2	50
H956812BK	19.0	0.75	35.1	1.38	17.2	250	172	2500	1.04	0.70	15.2	50
H956816BK	25.4	1.00	40.1	1.58	17.2	250	172	2500	1.43	0.96	15.2	50

Type of couplings

- Danfoss EJ series

Contact coupling manufacturer for attachment procedure and other coupling recommendations

H9568 Assemblies

Part Number	Description
FK6500HHH6000	H956808, 50 ft.
FK6500KKK6000	H956812, 50 ft.
FK6500MMK6000	H956816, 50 ft.

Assembly includes male pipe solid & wing nut swivel ground joint fitting

EJ Series Crimp Couplings

EJ series crimp couplings were specifically designed and tested for use with Danfoss hoses and wall thicknesses, use on other hose is not recommended.

Wing Nut Swivel Ground Joint



Number	Hose I.D.		Thread size		DIM A		Hole Dia		DIM D	
	mm	in	NPSM		mm	in	mm	in	mm	in
EJ5323-0808S	12.7	0.50	1-1/2 – 11-1/2		72.3	2.85	6.4	0.25	60.5	2.38
EJ5323-1212S	19.1	0.75	1-1/2 – 11-1/2		72.3	2.85	12.7	0.50	90.4	3.56
EJ5323-1216S	25.4	1.00	1-1/2 – 11-1/2		72.3	2.85	18.3	0.72	90.4	3.56

Male Pipe (NPTF) Rigid



Number	Hose I.D.		Thread size		DIM A		Hole Dia		Hex E	
	mm	in	NPTF		mm	in	mm	in	mm	in
EJ5324-0808S	12.7	0.50	1/2 – 14		76.5	3.01	6.4	0.25	22.2	0.875
EJ5324-1212S	19.1	0.75	3/4 – 14		77.8	3.08	12.7	0.50	30.2	1.188
EJ5324-1616S	25.4	1.00	1 – 11-1/2		82.6	3.25	18.3	0.72	34.9	1.375

Female Spud



Number	Hose I.D.		Thread size		DIM A		Hole Dia		Hex E	
	mm	in	NPSM	NPTF	mm	in	mm	in	mm	in
FF91058-08S	12.7	0.50	1-1/2 – 11-1/2	1-1/2 – 14	30.1	1.185	9.1	0.36	50.8	2.00
FF91058-12S	19.1	0.75	1-1/2 – 11-1/2	3/4 – 14	30.1	1.185	15.5	0.61	50.8	2.00
FF91058-16S	23.9	1.00	1-1/2 – 11-1/2	1 – 11-1/2	30.1	1.185	20.6	0.81	50.8	2.00

Assembly Instructions

Step 1

Cut the hose square to the required length using a cut-off wheel. Clean the cut end and hose bore.

Step 2

Mark the end of the hose with the correct insertion depth by size. See chart.

Step 3

Lubricate the I.D. of the hose with a water based lubricant such as P-80. A mixture of 5% dish soap/95% water can also be utilized.

Step 4

Insert the fitting into the hose. Twist the fitting while inserting to help with spreading the lubricant and easier insertion. Be sure the fitting is fully inserted by checking the end of the socket is aligned with the insertion depth mark on the hose.

Step 5

Crimp the hose to the specifications found in chart. Measure the crimp diameter in three locations utilizing calipers and take the average to verify that the crimp is within the specified range.

Also verify that the insertion depth mark on the hose is still at the end of the socket and that the hose has not pulled off of the fitting during the crimping process.

Steam applications are hazardous to both personnel and equipment.

These hazards are due to the high pressures and temperatures of steam conveyance. Hot water, low pressure steam and high pressure steam can cause severe scalding or bodily injury. Operators should use extreme caution to avoid burns. Danfoss understands the importance of utilizing quality products that provide maximum safety, especially when it comes to steam application, safety always comes first.

Hose Dash Size	Fitting Insertion Depth	Crimp Diameter B	Crimp Position C
		±0.12 mm ±0.005 in	±0.75 mm ±0.030 in

Steam Slayer Hose: EH080, EH081, EH084

-08	34,7 mm 1.37 in	30,23 mm 1.190 in	32,39 mm 1.275 in
-12	35,5 mm 1.40 in	35,94 mm 1.415 in	32,39 mm 1.275 in
-16	34,7 mm 1.37 in	41,40 mm 1.630 in	32,39 mm 1.275 in

Concord 250 Hose: H9568

-08	34,7 mm 1.37 in	30,23 mm 1.190 in	32,39 mm 1.275 in
-12	35,5 mm 1.40 in	35,94 mm 1.415 in	32,39 mm 1.275 in
-16	34,7 mm 1.37 in	41,78 mm 1.645 in	32,39 mm 1.275 in

None of the hoses listed are to be used as a pressure washer hose.

Contact your sales or customer service representative for availability, minimum order run & ordering information.



Steam Hose Safety Tips



Common sense with steam hose

- Provide operators with adequate safety clothing. Include gloves, rubber boots, full length protective clothing and eye protection. The objective is to provide protection from scalding burns resulting from splash back of steam or hot water.
- Ensure that the work area is free of tripping hazards and other clutter.
- Check the tightness of the coupling with each use.
- Do not allow the hose to remain pressurized when not in service. Turning off the pressure can provide dramatic increases in steam hose service life.
- Periodic maintenance of steam hose can pay big dividends. All steam hoses are expected to wear out in time. It is important to continually be on the lookout for hose that has deteriorated to the point where it can no longer provide safe service. The following guidelines can help in that determination.

Operators should be aware of the obvious signs of trouble:

- Cover blisters or lumps.
- Cuts or gouges in the outside of the hose which expose the reinforcement.
- Hardened or inflexible hose.
- Steam leakages at the coupling ends or anywhere along the length of the hose.
- Flattened or kinked areas which have damaged the hose.
- A reduction of steam flow indicating that the tube is swelling.

When any of the above abnormalities appear it is good safety sense to immediately remove the hose from service.

Once removed, the hose can be carefully inspected before further use. Steam hose failures occur near the ends due to flexing and strain at the couplings. In those cases the hose can frequently be cut back and recoupled, providing additional service life. Hose used in continuous high pressure/ temperature service should be inspected periodically for signs of tube hardening. In most cases it is necessary to remove a coupling for tube inspection.

Make your selection with safety in mind

- Be sure to select a hose identified as steam hose.
- Hose identification should be in the form of permanent branding on the hose outer cover, not just on the package.
- You must identify the type of service the steam hose is required to accomplish.
 - a. Is the hose manually handled?
 - b. What is the anticipated frequency of use?
 - c. What is the actual pressure of the steam service?
 - d. Is it subject to surges or peak pressures?
 - e. What is the temperature of the steam?
 - f. Saturated (wet) or superheated (dry) steam?
 - g. What are the external conditions in the area where the hose will be used?
- You should recognize that spillage or accumulations of corrosive chemicals or petroleum based materials externally can have a deteriorating effect on the hose cover.

Making sure the hose is installed properly

- Be certain to use hose couplings designed for steam hose service. Follow the coupling manufacturer's instruction for coupling attachment. Check tightness with each use.
- Avoid extreme flexing of the hose near the coupling. If necessary use elbows in the piping system to assure a straight line connection with the hose.
- Installing and using a shut-off valve between the steam source and the hose will maximize service life and operator safety, and we consider such a value mandatory for safe operation.
- The use of spring guards can relieve some of the acute flexing encountered in heavy manual handling applications.
- Provide a suitable means of storing the hose when not in use. A permanent rack or tray will minimize the damage to the hose in storage. Do not hang the hose on a hook, nail, or other device which could cut or damage the hose.



Steam Hose Safety Tips



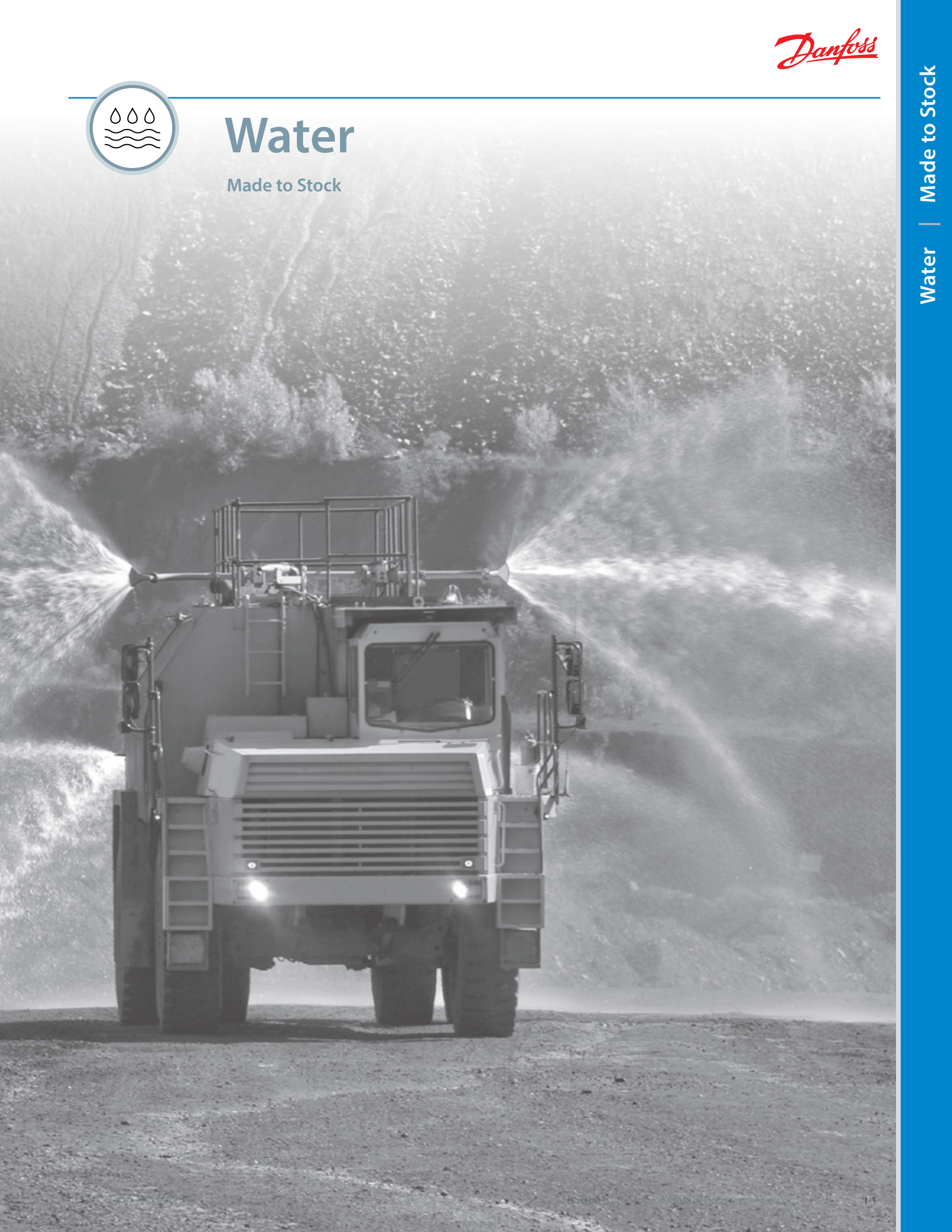
Safety recommendation

1. Install an OSHA approved safety cable on the hose at every junction to prevent whipping of the end if the coupling should disconnect.
2. Ensure continuous static grounding of the hose at each coupling.
3. If the clamps are a bolt-on style, tighten them to the correct torque before use. Use calibrated torque wrenches, not impact or other types.
4. Repairs on steam hoses and couplings should be done only by fully qualified distributors or fabricators.
5. All workers near the hose should wear full protective safety gear including gloves, safety shoes, full-length protective clothing and protective glasses or goggles.
6. Perform a complete safety check before the steam is turned on. Inspect the area and remove all unnecessary objects and debris. Inspect the hose for gouges, kinks, worn areas, loose couplings and other potential safety problems.
7. Install a shut-off valve between the source of steam and hose assembly.
8. Use spring guards to protect the hose from kinking when handling of the hose is required.
9. Avoid excessive flexing of the hose, particularly near couplings. Flexing can weaken the assembly.
10. Examine connections to the steam source. Use straight connections instead of bending the hose. Install pipe elbows to ensure either straight vertical connections pointing downward, or a 45° downward angle that allows the hose to gently contact the ground without too much flexing.
11. Be aware of the danger of hammer effect and take steps to prevent it. Hammer effect is caused by spikes of extreme pressure; it can damage hose assemblies and break couplings free. The usual causes are blockage, pinched-off flow or valves being opened or closed too fast. Make personnel aware of both the danger and causes, and urge them to avoid actions that can cause the hammer effect.
12. When finished using steam, always close the pressure valve from the steam source. In addition to providing an extra safety margin, this action can extend the working life of the hose.
13. Add an extra measure of safety by ensuring that all steam hose connections are incompatible with other hoses in the plant or by color-coding for different applications. Manufacturers can often cooperate with these requests and suggest good color-coding systems.
14. Train workers to look for signs of problems during usage, such as steam leakage, loose clamps, hose shrinkage, cover damage or exposed reinforcement.



Water

Made to Stock





Water

Suction & Discharge

Page

H0364 Otter I-4



Application Suction & discharge of water, mud and slurries; ag fertilizers, salt water (brine)
Tube EPDM rubber
Reinforcement High-tensile synthetic textile and a single steel helical wire
Cover EPDM rubber
Temp -23°C to +82°C (-10°F to +180°F)
Pressure 10.5 bar / 150 psi

EHW150 Mink I-5



Application Oil resistant S & D of water, mud and slurries; salt water (brine)
Certification RMA Class A
Tube NBR rubber blend
Reinforcement Textile and a single steel helical wire
Cover Oil resistant NBR rubber blend (RMA Class A)
Temp -25°C to +70°C, (-13°F to +158°F)
Pressure 10.5 bar / 150 psi

Discharge

EHW029 Otter Layflat Water I-6



Application Water discharge
Tube EPDM rubber
Reinforcement High-tensile synthetic textile
Cover EPDM rubber
Temp -40°C to +120°C, (-40°F to +248°F)
Pressure 10.5 bar / 150 psi

Pressure Washer

Page

H345 Stingray High Pressure I-7



Application High pressure cleaning and degreasing
Certification MSHA approved, RMA Class A
Tube Nitrile (RMA Class A)
Reinforcement 1-braid wire
Cover Vinyl nitrile
Temp For pressure wash applications
 -18°C to +93°C (0°F to +200°F)
 For hydraulics applications
 -40°C to +121°C (-40°F to +250°F)
Pressure 207 bar / 3000 psi

EC116 Manta 4K Medium Duty I-8



Application For pressure washer application only
Certification MSHA IC-261/9, EN1829-2
Tube NBR rubber blend
Reinforcement 1-wire braid
Cover Smooth, oil, abrasion and weather resistant NBR rubber blend
Temp -40°C to +150°C Intermittent, (-40°F to +302°F Intermittent)
Pressure 300 bar / 4350 psi

EC216 Manta 7K Heavy Duty I-9



Application For pressure washer application only
Certification MSHA IC-261/9, EN1829-2
Tube NBR rubber blend
Reinforcement 2-wire braid
Cover Smooth, oil, abrasion and weather resistant NBR rubber blend
Temp -40°C to +150°C Intermittent, (-40°F to +302°F Intermittent)
Pressure 500 bar / 7250 psi

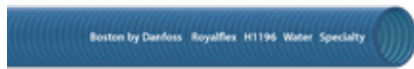


Specialty

Page

Page

H1196 Royalflex Water I-10



Application Transfer of water, liquid, diluted fertilizers and pesticides; pumping, suction & discharge of water and slurries
 Certification MSHA IC-84/37
 Tube Thermoplastic vinyl nitrile
 Reinforcement 100% polyester and helical wire
 Cover Thermoplastic vinyl nitrile
 Temp -29°C to +82°C, (-20°F to +180°F)
 Pressure 14.0-21.0 bar / 200- 300 psi

EHW028 Meerkat Heavy Duty Mine Spray I-11



Application High pressure water in mines for dust control
 Certification MSHA IC-84/42
 Tube Oil-mist resistant NBR blend
 Reinforcement High-tensile steel wire
 Cover Pin-pricked chloroprene rubber blend
 Temp -35°C to +100°C, (-31°F to +212°F)
 Pressure 70 bar / 1000 psi

Liquid Cooling

EHW094 Emperor Liquid Cooling I-12



Application Liquid cooling, non-conductive
 Certifications UL 94 V-0 rated
 Tube TPU
 Reinforcement Polyester braid, non-conductive
 Cover Flexible, fire retardant TPU
 Temp -30°C to +100°C, (-22°F to +212°F)
 Pressure 10-14 bar / 150-203 psi

EHW194 Royal Liquid Cooling I-13



Application Liquid cooling for data centers
 Certifications UL 94 V-0 rated
 Tube EPDM
 Reinforcement 2 -ply textile
 Cover Fire retardant EPDM
 Temp -40°C to +140°C, (-40°F to +284°F)
 Pressure 5-16 bar / 73-232 psi

Sewer Cleaning

FC701 Danfoss Gator I-14




Application High-pressure sewer cleaning
 Certifications Meets WEMI specifications
 Tube Elastomer
 Reinforcement Single-braid high-textile
 Cover Ether-based polyurethane
 Temp -40°C to +66°C, (-40°F to +150°F)
 Pressure 172 bar / 2500 psi

FC702 Danfoss Gator I-15



Application High-pressure sewer cleaning
 Tube Elastomer
 Reinforcement Single-braid high-textile
 Cover Ether-based polyurethane
 Temp -40°C to +66°C, (-40°F to +150°F)
 Pressure 207 bar / 3000 psi

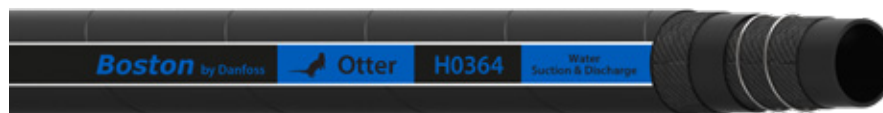


Suction & Discharge



H0364

Otter



Application

- Pumping, suction and discharge of water, mud and slurries
- Diluted agricultural fertilizers
- Convey water
- Transfer and haul salt water (brine)

Markets

- Agriculture
- Construction
- Equipment rental
- Mining
- Ship building
- Oil and gas exploration
- Tank truck

Construction

Tube EPDM rubber

Reinforcement

High-tensile synthetic textile and steel helical wire

Cover EPDM rubber

Color Black

Operating temperature

-23°C to +82°C
(-10°F to +180°F)

Packaging

100 ft

Order Fulfillment

Made to Stock
Made to Order

Number	Hose I.D.		Hose O.D.		Operating Pressure		Min. Burst Pressure		Minimum Bend Radius		Vacuum		Weight		Length	
	mm	in	mm	in	bar	psi	bar	psi	mm	in	kPa	in/Hg	kg/m	lbs/ft	mtr	ft
H036420-100	31.8	1.25	42.0	1.65	10.5	150	31.5	450	110	4.33	92.0	27.0	0.86	0.58	30.5	100
H036424-100	38.1	1.50	48.0	1.89	10.5	150	31.5	450	135	5.31	92.0	27.0	1.09	0.73	30.5	100
H036432-100	50.8	2.00	62.0	2.44	10.5	150	31.5	450	200	7.87	92.0	27.0	1.63	1.10	30.5	100
H036440-100	63.5	2.50	75.0	2.95	10.5	150	31.5	450	270	10.63	92.0	27.0	2.07	1.39	30.5	100
H036448-100	76.2	3.00	89.0	3.50	10.5	150	31.5	450	340	13.39	92.0	27.0	2.69	1.81	30.5	100
H036464-100	101.6	4.00	115.0	4.53	10.5	150	31.5	450	450	17.72	80.0	24.0	3.72	2.50	30.5	100
H036496-100	152.4	6.00	168.0	6.61	10.5	150	31.5	450	700	27.56	80.0	24.0	6.98	4.69	30.5	100

Type of couplings

- Cam and groove
- Combination nipple

Contact coupling manufacturer for attachment procedure and other coupling recommendations

Suction & Discharge



EHW150

Mink



Application

- Pumping, suction and discharge of water, mud and slurries
- Convey water in applications where oil resistance is needed on outer cover
- Transfer and haul salt water (brine)

Markets

- Construction
- Mining
- Ship building
- Oil and gas exploration
- Tank truck

Construction

Tube NBR rubber blend

Reinforcement

High tensile synthetic textile and single steel helical wire

Cover Oil resistant NBR rubber blend (RMA Class A)

Color Black

Certifications

RMA Class A cover

Operating temperature

-25°C to +70°C
(-13°F to +158°F)

Packaging

100 ft

Order Fulfillment

Made to Stock
Made to Order

Number	Hose I.D.		Hose O.D.		Operating Pressure		Min. Burst Pressure		Minimum Bend Radius		Vacuum		Weight		Length	
	mm	in	mm	in	bar	psi	bar	psi	mm	in	kPa	in/Hg	kg/m	lbs/ft	mtr	ft
EHW150-24-100	38.1	1.50	49.0	1.93	10.5	150	31.5	450	150	5.91	94.8	28	1.16	0.78	30.5	100
EHW150-32-100	50.8	2.00	63.0	2.48	10.5	150	31.5	450	215	8.46	94.8	28	1.71	1.15	30.5	100
EHW150-40-100	63.5	2.50	76.0	2.99	10.5	150	31.5	450	280	11.02	94.8	28	2.10	1.41	30.5	100
EHW150-48-100	76.2	3.00	89.0	3.50	10.5	150	31.5	450	350	13.78	94.8	28	2.64	1.77	30.5	100
EHW150-64-100	101.6	4.00	115.0	4.52	10.5	150	31.5	450	490	19.29	94.8	28	3.67	2.47	30.5	100
EHW150-96-100	152.4	6.00	168.0	6.61	10.5	150	31.5	450	760	29.92	94.8	28	7.09	4.76	30.5	100

Type of couplings

- Cam and groove
- Combination nipple

Contact coupling manufacturer for attachment procedure and other coupling recommendations

Discharge



EHW029

Otter Layflat

**Application**

- For water discharge

Markets

- Agriculture
- Construction
- Equipment rental
- Mining
- Ship building
- Oil and gas exploration
- Tank truck

Construction

Tube EPDM rubber

Reinforcement

High-tensile synthetic textile

Cover EPDM rubber

Color Black

Operating temperature

-40°C to +120°C
(-40°F to +248°F)

Packaging

100 ft

Order Fulfillment

Made to Stock
Made to Order

Number	Hose I.D.		Hose O.D.		Operating Pressure		Min. Burst Pressure		Weight		Length	
	mm	in	mm	in	bar	psi	bar	psi	kg/m	lbs/ft	mtr	ft
EHW029-32-100	50.8	2.00	57.0	2.24	10.5	150	31.5	450	0.73	0.49	30.5	100
EHW029-48-100	76.2	3.00	83.0	3.27	10.5	150	31.5	450	1.15	0.77	30.5	100
EHW029-64-100	101.6	4.00	109.0	4.29	10.5	150	31.5	450	1.67	1.12	30.5	100
EHW029-96-100	152.4	6.00	162.0	6.38	10.5	150	31.5	450	3.36	2.26	30.5	100
EHW029-128-100	203.2	8.00	216.5	8.52	10.5	150	31.5	450	5.94	3.99	30.5	100

Type of couplings

- Shank type male x female
- Cam and groove

Contact coupling manufacturer for attachment procedure and other coupling recommendations

Pressure Washer

H345
Stingray High Pressure



Application

- High pressure cleaning and degreasing
- Washdown of food processing equipment
- Pressure wash engines, equipment, tanks, building, etc.

Markets

- Construction
- Food
- Marine
- Agriculture
- Oil exploration/drilling
- Mining

Construction

Tube Oil-resistant Nitrile (RMA Class A)

Reinforcement

1-braid wire

Cover Vinyl nitrile, MSHA approved

Color Blue

Certification

MSHA IC-46/10
RMA Class A

Operating temperature

For pressure wash applications
-18°C to +93°C (0°F to +200°F)

For hydraulics applications
-40°C to +121°C (-40°F to +250°F)

Packaging

50, 100, 250, 500 ft

Order Fulfillment

Made to Stock

Number	Hose I.D.		Hose O.D.		Operating Pressure		Min. Burst Pressure		Minimum Bend Radius		Weight		Length	
	mm	in	mm	in	bar	psi	bar	psi	mm	in	kg/m	lbs/ft	mtr	ft
H34504-500R	6.4	0.25	12.1	0.48	207	3000	828	12000	50.8	2.00	0.19	0.13	152.4	500
H34506-500R	9.5	0.38	16.0	0.63	207	3000	828	12000	63.5	2.50	0.31	0.21	152.4	500
H34508-500R	12.7	0.50	20.1	0.79	207	3000	828	12000	88.9	3.50	0.46	0.31	152.4	500

Type of couplings

- Danfoss 1A/Z series

Contact coupling manufacturer for attachment procedure and other coupling recommendations

Pressure Washer



EC116

Manta 4K



Application

- Medium duty to heavy duty pressure washing

Markets

- Car washes
- Home labor/cleaning (patio, siding, pool, deck, etc.)
- Heavy duty construction equipment cleaning
- Food and beverage processing
- Dock services and boat cleaning
- Surface preparation
- Water cutting

Construction

Tube NBR rubber blend

Reinforcement

1-wire braid

Cover Oil, abrasion and weather resistant NBR rubber blend

Color Blue

Certifications

MSHA IC-261/9
Meets BS EN1829-2 safety jet requirements

Operating temperature

-40°C to +150°C Intermittent
(-40°F to +302°F Intermittent)

Packaging

50, 100, 500 ft bulk
50, 100 ft assemblies

Order Fulfillment

Made to Stock
Made to Order

Number	Hose I.D.		Hose O.D.		Operating Pressure		Min. Burst Pressure		Minimum Bend Radius		Weight		Length	
	mm	in	mm	in	bar	psi	bar	psi	mm	in	kg/m	lbs/ft	mtr	ft
EC116-04BU	6.4	0.25	12.5	0.49	300	4350	900	13050	75	2.95	0.19	0.12	30.5	100
EC116-05BU	7.9	0.31	13.9	0.55	300	4380	900	13140	85	3.35	0.21	0.14	30.5	100
EC116-06BU	9.5	0.38	15.8	0.62	300	4350	900	13050	90	3.54	0.26	0.18	30.5	100
EC116-08BU	12.7	0.50	19.3	0.76	300	4350	900	13050	130	5.12	0.36	0.25	30.5	100

Type of couplings

- Danfoss 1A/Z series
- Winner Two-piece

Contact coupling manufacturer for attachment procedure and other coupling recommendations

EC116 Assemblies

Part Number	Description
1C002944-01	EC116-04BU, 50 ft
1C002944-02	EC116-04BU, 100 ft
1C002944-03	EC116-06BU, 50 ft
1C002944-04	EC116-06BU, 100 ft
1C002944-05	EC116-08BU, 50 ft
1C002944-06	EC116-08BU, 100 ft

Assembly includes male pipe solid & male pipe swivel 1A/Z series fitting with bend restrictors

+/- 2% tolerance on overall length

Bend Restrictors

Part Number	Description
A5962	EC116-04
A5875	EC116-06
A5987	EC116-08

Pressure Washer



EC216

Manta 7K



Application

- Heavy duty high pressure washing

Markets

- Car washes
- Home labor/cleaning (patio, siding, pool, deck, etc.)
- Heavy duty construction equipment cleaning
- Food and beverage processing
- Dock services and boat cleaning
- Surface preparation
- Water cutting

Construction

Tube NBR rubber blend

Reinforcement

2-wire braid

Cover Oil, abrasion and weather resistant NBR rubber blend

Color Blue

Certifications

MSHA IC-261/9
Meets BS EN1829-2 safety jet requirements

Operating temperature

-40°C to +150°C Intermittent
(-40°F to +302°F Intermittent)

Packaging

50, 100, 500 ft bulk
50, 100 ft assemblies

Order Fulfillment

Made to Stock
Made to Order

Number	Hose I.D.		Hose O.D.		Operating Pressure		Min. Burst Pressure		Minimum Bend Radius		Weight		Length	
	mm	in	mm	in	bar	psi	bar	psi	mm	in	kg/m	lbs/ft	mtr	ft
EC216-04BU	6.4	0.25	13.5	0.53	500	7250	1500	21750	75	2.95	0.29	0.20	30.5	100
EC216-05BU	7.9	0.31	15.3	0.60	500	7250	1500	21800	85	3.35	0.34	0.23	30.5	100
EC216-06BU	9.5	0.38	17.5	0.69	500	7250	1500	21750	90	3.54	0.42	0.28	30.5	100
EC216-08BU	12.7	0.50	21.0	0.83	500	7250	1500	21750	130	5.12	0.58	0.39	30.5	100

Type of couplings

- Danfoss 1A/Z series
- Winner Two-piece

Contact coupling manufacturer for attachment procedure and other coupling recommendations

EC216 Assemblies

Part Number	Description
1C002945-01	EC216-04BU, 50 ft
1C002945-02	EC216-04BU, 100 ft
1C002945-03	EC216-06BU, 50 ft
1C002945-04	EC216-06BU, 100 ft
1C002945-05	EC216-08BU, 50 ft
1C002945-06	EC216-08BU, 100 ft

Assembly includes male pipe solid & male pipe swivel 1A/Z series fitting with bend restrictors

+/- 2% tolerance on overall length


Bend Restrictors

Part Number	Description
A5962	EC216-04
A5875	EC216-06
A5987	EC216-08

Specialty

H1196

Royalflex Water

**Application**

- Transfer of water, liquid diluted fertilizers and pesticides
- Pumping, suction, and discharge of water and slurries

Markets

- Petroleum industry
- Oil and gas exploration
- Tank trucks
- Waste hauling
- Batch plants

Construction

Tube Thermoplastic vinyl nitrile

Reinforcement

100% polyester and helical wire

Cover Thermoplastic vinyl nitrile (MSHA approved)

Color Blue

Certifications

MSHA IC-84/37

Operating temperature

-29°C to +82°C
(-20°F to +180°F)

Packaging

Various package length active, any package length can be quoted

Order Fulfillment

Made to Stock

Number	Hose I.D.		Hose O.D.		Operating Pressure		Min. Burst Pressure		Minimum Bend Radius		Vacuum		Weight		Length	
	mm	in	mm	in	bar	psi	bar	psi	mm	in	kPa	in/Hg	kg/m	lbs/ft	mtr	ft
H119624-100	38.1	1.50	52.4	2.06	21.0	300	62	900	152.4	6.00	100	30	1.19	0.81	30.5	100
H119632-100	50.8	2.00	65.1	2.56	21.0	300	62	900	203.2	8.00	100	30	1.64	1.10	30.5	100
H119640-100	63.5	2.50	77.8	3.06	21.0	300	62	900	254.0	10.00	100	30	1.99	1.34	30.5	100
H119648-100	76.2	3.00	90.5	3.56	17.0	250	52	750	304.8	12.00	100	30	2.98	2.00	30.5	100
H119664-100	101.6	4.00	115.9	4.56	14.0	200	41	600	406.4	16.00	100	30	4.05	2.72	30.5	100

Type of couplings

- Male NPT
- Cam and groove

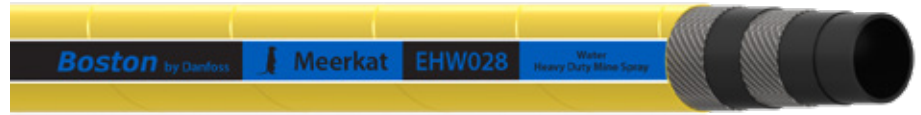
Contact coupling manufacturer for attachment procedure and other coupling recommendations

Specialty



EHW028

Meerkat Heavy Duty Mine Spray



Application

- High pressure water in mines
- General underground water service for dust control applications

Markets

- Mining
- Construction
- Equipment rental

Construction

Tube Oil-mist resistant NBR rubber

Reinforcement

High-tensile steel wire

Cover MSHA pin-pricked chloroprene blend

Color Yellow

Certification

MSHA IC-84/42

Operating temperature

-35°C to +100°C
(-31°F to +212°F)

Packaging

50, 100 ft

Order Fulfillment

Made to Stock
Made to Order

Number	Hose I.D.		Hose O.D.		Operating Pressure		Min. Burst Pressure		Minimum Bend Radius		Weight		Length	
	mm	in	mm	in	bar	psi	bar	psi	mm	in	kg/m	lbs/ft	mtr	ft
EHW028-12-100	19.0	0.75	28.6	1.13	70.0	1000	207	3000	203	9.06	0.61	0.41	30.5	100
EHW028-16-100	25.4	1.00	35.1	1.38	70.0	1000	207	3000	305	12.01	0.82	0.55	30.5	100
EHW028-20-100	31.8	1.25	42.4	1.67	70.0	1000	207	3000	385	15.16	1.10	0.74	30.5	100
EHW028-24-100	38.1	1.50	49.0	1.93	70.0	1000	207	3000	455	17.91	1.41	0.95	30.5	100
EHW028-32-100	50.8	2.00	63.2	2.49	70.0	1000	207	3000	610	24.02	2.19	1.47	30.5	100

Type of coupling

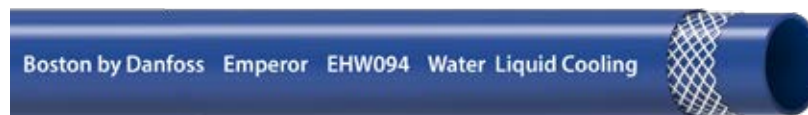
- Male NPT
- Danfoss Quick disconnect

Contact coupling manufacturer for attachment procedure and other coupling recommendations

Liquid Cooling

EHW094

Emperor



Application

- Liquid cooling, non-conductive

Markets

- Plasma cutting
- Electric vehicle/bus liquid cooling
- Injection molding
- Industrial equipment cooling
- Data centers

Construction

Tube TPU

Reinforcement

Polyester braid, non-conductive

Cover Flexible, fire retardant TPU

Color Blue (BU), Black (BK), Red (RD)

Certification

UL 94 V-0 rated

Operating temperature

-30°C to +100°C
(-22°F to +212°F)

Packaging

250 ft reels

Order Fulfillment

Made to Stock

Number	Hose I.D.		Hose O.D.		Operating Pressure		Min. Burst Pressure		Minimum Bend Radius		Weight	
	mm	in	mm	in	bar	psi	bar	psi	mm	in	kg/m	lbs/ft
EHW094-04BU-250RC	6.4	0.25	12.7	0.50	14	203	55.1	800	38.1	1.50	0.10	0.068
EHW094-06BU-250RC	9.5	0.38	16.1	0.63	14	203	55.1	800	50.8	2.00	0.14	0.095
EHW094-08BU-250RC	12.7	0.50	17.6	0.79	14	203	55.1	800	63.5	2.50	0.20	0.136
EHW094-10BU-250RC	16.1	0.63	23.4	0.92	10	150	41.3	600	76.2	3.00	0.25	0.168
EHW094-12BU-250RC	19.1	0.75	26.7	1.05	10	150	41.3	600	100.0	4.00	0.31	0.207
EHW094-16BU-250RC	25.4	1.00	33.8	1.33	10	150	41.3	600	150.0	6.00	0.40	0.267

Type of coupling

- Danfoss 1G crimp
- Danfoss 100B socketless
- Danfoss Quick disconnect couplings

Contact coupling manufacturer for attachment procedure and other coupling recommendations

Liquid Cooling

EHW194

Royal



Application

- Suitable for use in data centers liquid cooling systems

Markets

- Data centers
- Electronic component cooling
- Telemedicine
- Cryptocurrency mining
- IT thermal management

Construction

Tube Synthetic EPDM rubber

Reinforcement

2-ply textile

Cover Synthetic EPDM rubber

Color Blue (BU), Black (BK), Red (RD), Gray (GY)

Certification

UL 94 V-0 rated

Operating temperature

-40°C to +140°C
(-40°F to +284°F)

Packaging

250 ft. reels

Order Fulfillment

Made to Stock

Number	Hose I.D.		Hose O.D.		Operating Pressure				Burst Pressure				Minimum Bend Radius		Weight		Length		
	mm	in	mm	in	bar	psi	bar	psi	bar	psi	bar	psi	bar	psi	mm	in	kg/m	lbs/ft	mtr
EHW194-04RD-250R	6.4	0.25	15.0	0.59	5	73	16	232	15	218	48	696	50	2.0	0.21	0.14	76.2	250	
EHW194-06RD-250R	9.5	0.37	18.5	0.73	5	73	16	232	15	218	48	696	65	2.5	0.28	0.19	76.2	250	
EHW194-08RD-250R	12.7	0.50	22.0	0.87	5	73	16	232	15	218	48	696	75	3.0	0.36	0.24	76.2	250	
EHW194-10RD-250R	15.9	0.63	25.2	0.99	5	73	16	232	15	218	48	696	100	4.0	0.43	0.29	76.2	250	
EHW194-12RD-250R	19.0	0.75	29.7	1.17	5	73	16	232	15	218	48	696	125	5.0	0.56	0.38	76.2	250	
EHW194-16RD-250R	25.4	1.00	36.5	1.44	5	73	16	232	15	218	48	696	150	6.0	0.75	0.50	76.2	250	

Type of coupling

- Danfoss 1G crimp fittings
- Danfoss 100B Socketless fittings
- Danfoss Quick disconnect

Contact coupling manufacturer for attachment procedure and other coupling recommendations

Sewer Cleaning

FC701

Gator

**Application**

- High-pressure sewer cleaning

Markets

- Waste management

Construction

Tube Blue elastomer tube

Reinforcement

Single braid, high strength textile

Cover Orange ether-based polyurethane

Color Orange

Certifications

Meets WEMI specifications

Operating temperature

-40°C to +66°C
(-40°F to +150°F)

Packaging

Sold as assemblies only.

Order Fulfillment

Made to Stock

Number	Hose I.D.		Hose O.D.		Operating Pressure		Min. Burst Pressure		Minimum Bend Radius		Weight		Length
	mm	in	mm	in	bar	psi	bar	psi	mm	in	kg/m	lbs/ft	
FC701-12	19.1	0.75	29.2	1.15	172	2500	431	6250	241.3	9.50	0.40	0.27	Bulk
FC701-16	25.7	1.01	36.8	1.45	172	2500	431	6250	304.8	12.00	0.57	0.38	Bulk
FC701-20	32.0	1.26	45.2	1.78	172	2500	431	6250	304.8	12.00	0.88	0.59	Bulk

Sold as assemblies only**FC701-12 with FJ9372-1212S fittings**

Part Number	Reel Length
	Feet
FB7186-0046	100
FB7186-0051	200
FB7186-0021	300
FB7186-0028	400
FB7186-0007	500
FB7186-0020	600
FB7186-0052	800
FB7186-0038	1000

FC701-16 with FJ9372-1616S fittings

Part Number	Reel Length
	Feet
FB7186-0008	100
FB7186-0026	150
FB7186-0009	200
FB7186-0016	250
FB7186-0013	300
FB7186-0004	400
FB7186-0001	500
FB7186-0002	600
FB7186-0005	700
FB7186-0006	800
FB7186-0019	900
FB7186-0018	1000
FB7186-0049	1200

FC701-20 with FJ9372-2020S fittings

Part Number	Reel Length
	Feet
FB7186-0039	100
FB7186-0040	150
FB7186-0015	200
FB7186-0022	250
FB7186-0045	300
FB7186-0011	400
FB7186-0010	500
FB7186-0012	600
FB7186-0027	700
FB7186-0044	800
FB7186-0024	1000
FB7186-0042	1200

Sewer Cleaning

FC702

Gator



Application

- High-pressure sewer cleaning

Markets

- Waste management

Construction

Tube Blue elastomer tube

Reinforcement

Single braid, high strength textile

Cover Blue ether-based polyurethane

Color Blue

Certifications

Meets WEMI specifications

Operating temperature

-40°C to +66°C

(-40°F to +150°F)

Packaging

Sold as assemblies only.

Order Fulfillment

Made to Stock

Number	Hose I.D.		Hose O.D.		Operating Pressure		Min. Burst Pressure		Minimum Bend Radius		Weight		Length
	mm	in	mm	in	bar	psi	bar	psi	mm	in	kg/m	lbs/ft	
FC702-12	19.1	0.75	30.2	1.19	207	3000	517.1	7500	241.3	9.50	0.43	0.29	Bulk
FC702-16	25.7	1.01	37.3	1.41	207	3000	517.1	7500	304.8	12.00	0.54	0.36	Bulk

Sold as assemblies only

FC702-12 with FJ5020-1212S fittings	
Part Number	Reel Length
	Feet
FB7187-0020	100
FB7187-0019	150
FB7187-0013	200
FB7187-0010	300
FB7187-0004	400
FB7187-0005	500
FB7187-0006	600
FB7187-0029	700
FB7187-0016	800
FB7187-0011	900
FB7187-0014	1000

FC702-16 with FJ9372-1616S fittings	
Part Number	Reel Length
	Feet
FB7187-0012	50
FB7187-0008	100
FB7187-0028	150
FB7187-0009	200
FB7187-0022	250
FB7187-0007	300
FB7187-0002	400
FB7187-0001	500
FB7187-0003	600
FB7187-0015	700
FB7187-0017	800
FB7187-0018	1000

How to use this catalog

The hose you need, the way you want it.

At Danfoss, we are proud to offer an extensive catalog of industrial hose solutions for every application in any working condition. This guide is a tool for navigating and selecting the best hose for the application by delivering the needed information quickly. We've divided these pages by order fulfillment, industry market segments, and application. Each hose page provides valuable information and other critical details to allow you to make the correct hose selection quickly.

To customize the ordering process, Danfoss offers two sections representing our different product fulfillment options, **Made to Stock** & **Made to Order**. Made to Stock offers our core products warehoused and stocked, ready to ship. Made to Order provides an extensive portfolio of hose solutions custom made for your hose needs. These sections assist you in finding the right hose for the right application — the way you want it.

Flexible fulfillment options

Decide which section to search by the fulfillment options:

Made to Stock

Focused inventory on core products that are **ready to ship** in a moments notice.

- Core products offering
- Off the shelf from the warehouse
- Low volume, short lead time
- Market pricing

When you need it now
order here: **My.Danfoss.com**

Made to Order


Earn smart savings and **improve your profitability** by buying in bulk. Start your customized order anytime and fill a shipping container using the Smart Container Tool on PowerSource.


- Full product capability
- Bulk container factory direct
- High volume, longer lead time
- Optimized pricing at FCA incoterms

When cost-saving matters
order here: **DanfossPowerSource.com**
using the MTO Smart Container Tool

Market categories

Color coding on each page for easy searching by market category and application type.





Two Tier Order Fulfilment **Made to Order**

Earn smart savings and **improve your profitability**

Earn smart savings and **improve your profitability** by buying in bulk. Start your customized order anytime and fill a shipping container using the Smart Container Tool on PowerSource.

- Full product capability
- Bulk container factory-direct
- High volume, longer lead time
- Optimized pricing at FCA incoterms

Order using the MTO Smart Container Tool, found at:

DanfossPowerSource.com

MTO Smart Container Tool

Full product selection | Easy order configuration | Factory direct pricing



Selecting and ordering industrial hose has **never been easier**

Take full control of inventory levels, scheduling and optimized pricing with the Made-To-Order program available exclusively through Powersource. The **MTO Smart Container Tool** provides access to 2,400+ industrial hose products from our manufacturing plant in Turkey at factory-direct pricing.

This virtual bulk hose container builder allows you to see the container fill percentage as you add items to ensure you optimize your order to minimize shipping costs and maximize smart savings.

No need to complete a large order all at one time. The tool includes a container project management dashboard so you can manage multiple projects over time. You even have the ability to split or merge items between container projects to improve order efficiency!



Search for products

Using the tool's built-in filters, search by application category, pressure, temperature, size and even safety factor. Access order history with a quick reorder option at a click of a button!



Simplify logistics

From product selection to order configuration, gain valuable insights at every step such as minimum order quantity, pricing, manufacturing lead times, projected shipping date and more.



See the container

As you build your container, you can see the container fill percentage as you add items helping you minimize shipping costs and maximize smart savings. Seamlessly generate and submit Purchase Order with email receipt.

Get started today at [PowerSource > Tools > Smart Container Tool](#)

Market Categories

Our Market Categories with color coding for easy searching provides clear direction.

Made to Order	Market Segment	Category/Application	Page
	Air & Multipurpose	High Pressure	J-4
		Medium Pressure	J-5
		Low Pressure	J-10
		General Air & Water	J-14
		Specialty	J-19
	Chemical	Suction & Discharge	K-5
		Discharge	K-19
		Specialty	K-26
	Food & Beverage	Food Suction & Discharge	L-6
		Food Discharge	L-10
		Beverage Suction & Discharge	L-14
		Beverage Discharge	L-21
		Dry Bulk Suction & Discharge	L-27
		Dry Bulk Discharge	L-31
		Cleaning Service	L-33
	Material Handling	Slurry & Abrasive Resistant Dry Material	M-5
		Dry Material	M-14
		Sandblast	M-24
		Concrete, Plaster & Grout	M-28
	Oil & Petroleum	Dock	N-6
		Dispensing	N-8
		Suction & Discharge	N-11
		Discharge	N-30
	Specialty	Aircraft Refueling	O-6
		Fire Fighting	O-8
		Gaseous	O-13
		Mine Fire Protection	O-16
		Road Construction	O-18
		Sewer Cleaning	O-20
		Steel Mill	O-21
		Welding	O-28
	Steam	Steam	P-3
	Water	Suction & Discharge	Q-6
		Discharge	Q-16
		Hot Water	Q-26
		Pressure Washer	Q-32
		Specialty	Q-35
	Technical Information	Couplings	R-2
		Chemical Compatibility Chart	S-1
		General Hose Information	T--1

Order using the MTO Smart Container Tool, found at: DanfossPowerSource.com

Flexible, custom fulfilment

Page	Hose	Description
Air & Multipurpose		
J-4	EHA500	Greyhound™ High Pressure Air
J-5	EHA502	Heavy Duty Air
J-6	EHA501	Medium Duty Air
J-7	EHA506	Anti-static Medium Duty Air
J-8	EHA505	Medium Duty Air
J-9	EHT480	Conductive Anti-static
J-10	H201	Easy Couple®
J-11	H275	Polyforce II®
J-12	EHA503	Light Duty Air
J-13	EHA504	Light Duty Air
J-14	EHA509	Multipurpose - EPDM
J-15	EHA510	Multipurpose - EPDM
J-16	EHA507	Multipurpose
J-17	EHA508	Multipurpose
J-18	EHW520	Non-Conductive Multipurpose
J-19	EHA511	Air & Dust Suction
Chemical		
K-5	EHC006	Heavy Duty UHMW-PE
K-6	EHC019	Hard Wall Heavy Duty UHMW-PE
K-7	EHC005	Corrugated UHMW-PE
K-8	EHC004	UHMW-PE
K-9	EHC003	Heavy Duty XLPE
K-10	EHC002	Flat Corrugated XLPE
K-11	EHC001	XLPE Chemical
K-12	EHC018	Hard Wall Heavy Duty XLPE
K-13	EHC011	Heavy Duty EPDM
K-14	EHC009	Corrugated EPDM
K-15	EHC008	EPDM Suction & Discharge
K-16	EHC013	CSM Suction & Discharge
K-17	EHC034	Corrugated XLPE
K-18	EHC036	Flat Corrugated UHMW-PE
K-19	EHC017	Heavy Duty UHMW-PE
K-20	EHC016	UHMW-PE
K-21	EHC015	Heavy Duty XLPE
K-22	EHC014	XLPE Discharge
K-23	EHC010	Heavy Duty EPDM Discharge
K-24	EHC007	EPDM Discharge
K-25	EHC012	CSM Discharge
K-26	EHT453	Agricultural Spray
K-27	EHT454	Agricultural Spray
K-28	EHT455	Agricultural Spray
K-29	EHT451	Agricultural Spray
K-30	EHT452	Agricultural Spray

Page	Hose	Description
Food & Beverage		
L-6	EHF002	Lemur™ Liquid Food
L-7	EHF018	Milk Suction & Discharge
L-8	EHF010	Non-Oily Suction & Discharge
L-9	EHF011	Non-Oily Suction & Discharge
L-10	EHF001	Liquid Food Discharge
L-11	EHF017	Milk Discharge
L-12	EHF008	Non-Oily Liquid Discharge
L-13	EHF009	Non-Oily Liquid Discharge
L-14	EHF021	Flat Corrugated Alcohol UHMW-PE
L-15	EHF020	Alcohol UHMW-PE
L-16	EHB502	Light Duty Beer/Wine
L-17	EHB503	Medium Duty Beer/Wine
L-18	EHF007	Heavy Duty Potable Water
L-19	EHF005	Potable Water
L-20	EHT200	Bosphorus Non-toxic steel spiral
L-21	EHF019	Alcohol Transfer UHMW-PE
L-22	EHB500	Light Duty Beer/Wine
L-23	EHB501	Medium Duty Beer/Wine
L-24	EHF004	Potable Water
L-25	EHF006	Softwall Potable Water
L-26	H285	Clearforce® R
L-27	EHF016	Channeled Bulk
L-28	EHF014	Corrugated Bulk
L-29	EHF015	Flat Corrugated Bulk
L-30	EHF013	Bulk
L-31	EHF012	Bulk
L-32	EHF022	Flat Light Duty Bulk
L-33	EHF003	Dairy Washdown

Need your order fast?

Check out our **Made to Stock** section for core products, ready to ship.

Page	Hose	Description
Material Handling		
M-5	EHK015	Channeled Abrasion
M-6	EHM001	Corrugated Dry Bulk
M-7	EHK014	Corrugated Abrasion
M-8	EHM002	Abrasive Material
M-9	EHK013	Abrasion Suction & Discharge
M-10	EHM005	Hard Wall Suction & Discharge
M-11	EHK012	Abrasion Discharge
M-12	EHM004	Soft Wall Discharge
M-13	EHK011	Abrasion Gravity-Fed
M-14	EHK004	Channeled Dry Bulk S & D
M-15	EHK003	Corrugated Dry Bulk S & D
M-16	EHK002	Dry Bulk S & D
M-17	EHK010	Dry Bulk Suction & Discharge
M-18	EHK016	Dry Bulk Discharge
M-19	EHK001	Dry Bulk Flat Discharge
M-20	H0319	Lynx® Soft Wall
M-21	H0521	Lynx® Heavy Duty
M-22	H0349	Wildcat® Hot Air Transfer
M-23	EHM003	Hot Air Blower
M-24	H0034	Concord Sandblast™
M-25	EHC502	Sandblast 2-ply – 60mm ³
M-26	EHC501	Sandblast 2-ply – 35mm ³
M-27	EHC500	Sandblast – 60mm ³
M-28	EHK006	Marauder® Plaster and Grout Spraying
M-29	EHK007	Marauder® Heavy Duty Concrete Pumping
M-30	EHK008	Concrete Vibration
M-31	EHK005	Plaster and Grout Spraying
M-32	EHK029	Plaster and Grout Spraying

Page	Hose	Description
Oil & Petroleum		
N-6	EHP506	Dock Oil Light Duty
N-7	EHP507	Dock Oil Medium Duty
N-8	EHP510	Petroleum Dispensing
N-9	EHP509	Petroleum Dispensing
N-10	EHP508	Petroleum Dispensing
N-11	H0363	Puma®
N-12	EHP521	Puma® Cold Temperature
N-13	EHP519	Puma® Flex Flat Corrugated
N-14	EHP542	Puma® Flexible Flat Corrugated
N-15	EHP522	Yak™ Heavy Duty
N-16	EHP518	Oil & Petroleum Suction & Discharge
N-17	EHP516	Oil & Petroleum Suction & Discharge
N-18	EHP514	Oil & Petroleum Suction & Discharge
N-19	EHP502	Oil & Petroleum High Pressure
N-20	EHP505	Oil & Petroleum Channeled
N-21	EHP512	Oil & Petroleum Corrugated
N-22	EHP150	Fossa™ Petroleum
N-23	EHP151	Fossa™ Petroleum
N-24	EHP503	Medium Duty Flat Corrugated Tank Truck
N-25	EHP005	Oilfield Hard Wall
N-26	EHP004	Oilfield Heavy Duty Liquid Mud
N-27	EHP007	Oilfield Suction
N-28	EHP009	Bengal™ Oilfield Vacuum
N-29	EHP002	Oilfield Mud
N-30	EHP524	Oil & Petroleum Bunkering Delivery
N-31	EHP517	Oil & Petroleum Discharge
N-32	EHP515	Oil & Petroleum Discharge
N-33	EHP513	Oil & Petroleum Discharge
N-34	EHP504	Oil & Petroleum Medium Duty Discharge
N-35	EHP501	Oil & Petroleum Discharge
N-36	EHP003	Oilfield Heavy Duty Soft Wall Liquid Mud

Order using the MTO Smart Container Tool,
found at: DanfossPowerSource.com

Page	Hose	Description
Specialty		
O-6	EJH002	Aircraft Refueling Discharge
O-7	EJH003	Aircraft Refueling Suction & Discharge
O-8	EHW017	Fire Fighting
O-9	EHW018	Heavy Duty Fire Fighting
O-10	EHW019	Fire Fighting - 200 psi
O-11	EHW020	Fire Fighting - 300 psi
O-12	EHW016	Fire Extinguisher
O-13	EHG003	Liquid Propane Suction & Discharge
O-14	EHG004	Liquid Propane Suction & Discharge
O-15	EHG001	Nitrogen Transfer
O-16	EHM500	Maestro™, Non-reinforced Cable Guard
O-17	EHM501	Maestro R™, Reinforced Cable Guard
O-18	EHK009	Asphalt Suction & Discharge
O-19	EHS500	Sweeper Hose
O-20	EHS501	Sewer Vacuum
O-21	EHN002	Steel Mill Fiberglass Cooling Water Transfer
O-22	EHN003	Steel Mill Non-Flammable Heavy Duty
O-23	EHN004	Steel Mill Heavy Duty
O-24	EHN005	Steel Mill Medium Duty
O-25	EHN006	Steel Mill Heavy Duty Ceramic Coated
O-26	EHN007	Steel Mill Fiberglass Steam Transfer
O-27	EHW006	Heavy Duty Cooling Water Transfer
O-28	EHW500	Industrial Welding
O-29	EHW502	Heavy Duty Industrial Welding
O-30	EHW503	Welding Liquid Propane Gas
O-31	EHW504	Welding Torch Cooling
O-32	EHW501	Industrial Welding Twinline
O-33	EHW507	Industrial Welding Twinline
O-34	EHW505	Welding Rubberized
O-35	EHW506	Welding Electrical Protection
Steam		
P-3	EHS005	Steel Wire Reinforced Steam
P-4	EHS007	Steel Wire Reinforced Steam
P-5	EHS006	Steel Wire Reinforced Steam
P-6	EHS010	Steel Wire Reinforced Steam
P-7	EHS001	Industrial Steam
P-8	EHS004	Textile Steam Oil Resistant
P-9	EHS003	Textile Steam
P-10	EHS002	Textile Steam

Page	Hose	Description
Water		
Q-6	H0364	Otter®
Q-7	EHW030	Otter Plus™
Q-8	EHW150	Mink™
Q-9	EHW009	Heavy Duty Suction & Discharge
Q-10	EHW035	Heavy Duty Suction & Discharge
Q-11	EHW032	Heavy Duty Water Suction & Discharge
Q-12	EHW014	Channeled Water Suction & Discharge
Q-13	EHW013	Corrugated Water Suction & Discharge
Q-14	EHW005	Flat Corrugated Water Suction & Discharge
Q-15	EHT005	Medium Duty Suction & Discharge
Q-16	EHW029	Otter® Layflat Water
Q-17	EHW004	High Pressure Layflat Water Discharge
Q-18	EHW007	Soft Wall Water Discharge
Q-19	EHW003	Medium Duty Water Discharge
Q-20	EHW001	Layflat Water Discharge
Q-21	EHW011	Low Pressure Water Discharge
Q-22	EHW012	Low Pressure Layflat Water Discharge
Q-23	EHW010	Water Discharge
Q-24	EHT303	Medium Duty Discharge
Q-25	EHT301	Light Duty Discharge
Q-26	EHW027	Channeled EDPM Hot Water S&D
Q-27	EHW026	Flat Corrugated Hot Water S&D
Q-28	EHW025	Corrugated EPDM Hot Water S & D
Q-29	EHW024	EDPM Hot Water Suction & Discharge
Q-30	EHW023	EPDM Hot Water Discharge
Q-31	EHW036	Light Duty Hot Water Discharge
Q-32	EC116	Manta™ 4K Medium to Heavy Duty
Q-33	EC216	Manta™ 7K Heavy Duty High Pressure
Q-34	EC910	Safeshield Waterblast™
Q-35	EHW028	Meerkat™ Heavy Duty Mine Spray
Q-36	EHW008	Tank Cleaning
Q-37	EHW015	Artificial Snow
Q-38	EHW022	Heavy Duty Radiator Car Heater
Q-39	EHW021	Radiator Car Heater
Q-40	EHW002	Radiator Hose
Q-41	EHS540	Sewer Jetting
Q-42	EHT305	Flame Resistant Mine Flat Delivery
Q-43	EHT306	Flame Resistant Mine Flat Delivery

Order using the MTO Smart Container Tool, found at:

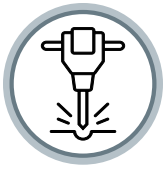
DanfossPowerSource.com



Air & Multipurpose

Made to Order





Air & Multipurpose

High Pressure

Page

EHA500 Greyhound High Pressure Air J-4



Application High-pressure air service
 Tube Oil-resistant nitrile rubber
 Reinforcement High-tensile steel wire
 Cover SBR rubber blend
 Temp 40°C to +93°C, (-40°F to +200°F)
 Pressure 41 bar / 600 psi

Medium Pressure

EHA502 Heavy Duty Air J-5



Application Heavy duty medium pressure air service
 Tube Oil-mist resistant SBR rubber blend
 Reinforcement High-tensile synthetic textile
 Cover SBR rubber blend
 Temp -25°C to +70°C, (13°F to +158°F)
 Pressure 25 bar / 363 psi

EHA501 Medium Duty Air J-6



Application Medium duty air service
 Certifications EN ISO 2398 Type 4, 2016 Type 2 Class A
 Tube Oil-mist resistant SBR rubber blend
 Reinforcement High-tensile synthetic textile
 Cover SBR rubber blend
 Temp -25°C to +70°C, (13°F to +158°F)
 Pressure 20 bar / 290 psi

EHA506 Anti-static Medium Duty Air J-7



Application Medium duty air service and pneumatic tools
 Tube Anti-static SBR rubber blend
 Reinforcement High-tensile synthetic textile
 Cover Abrasion, ozone and weather resistant SBR rubber blend
 Temp -25°C to +70°C, (-13°F to +158°F)
 Pressure 20.7 bar / 300 psi

EHA505 Medium Duty Air J-8



Application Medium duty air service and pneumatic tools
 Tube Oil-mist resistant SBR rubber
 Reinforcement High-tensile synthetic textile
 Cover Abrasion, ozone and weather resistant SBR rubber blend
 Temp -25°C to +70°C, (-13°F to +158°F)
 Pressure 20 bar / 290 psi

EHT480 Conductive Anti-static J-9



Application High technology anti-static air & water supply
 Certification Meets AS/NZS 2554 and AS 2660
 Tube Conductive PVC
 Reinforcement High tensile polyester yarn
 Cover Abrasive resistant PVC & conductive striped PVC
 Temp -10°C to +70°C, (-14°F to +158°F)
 Pressure 17-25 bar / 247-362 psi

Low Pressure

Page

H201 Easy Couple J-10




Application Air and water transfer, power for air-operated and pneumatic tools
 Certifications MSHA approved, RMA Class A tube
 Tube Synthetic rubber
 Reinforcement 1-braid fiber
 Cover Synthetic rubber
 Temp Air & water -40°C to +100°C, (-40°F to +212°F)
 Oil -40°C to +127°C, (-40°F to +260°F)
 Pressure 13.8-20.7 bar / 200-300 psi

H275 Polyforce II J-11



Application Transfer of air and water. Air tools and lubricated air
 Tube PVC
 Reinforcement 1 or 2-spiral braid
 Cover Pin-pricked PVC
 Temp -23°C to +65°C, (-10°F to +150°F)
 Pressure 9-21 bar / 125-300 psi

EHA503 Light Duty Air J-12



Application Light duty air service and pneumatic tools
 Certification EN ISO 2398: 2016 Type 1- Class A
 Tube Oil-mist resistant SBR rubber blend
 Reinforcement High-tensile synthetic textile
 Cover SBR rubber blend
 Temp -25°C to +70°C, (-13°F to +158°F)
 Pressure 10 bar / 145 psi




EHA504 Light Duty Air J-13





Application Light duty air service and pneumatic tools
 Tube Oil-mist resistant SBR rubber
 Reinforcement High-tensile synthetic textile
 Cover Abrasion and weather resistant SBR rubber blend
 Temp -25°C to +70°C, (-13°F to +158°F)
 Pressure 10 bar / 145 psi




General Air & Water

		Page
EHA509	Multipurpose - EPDM	J-14
		
Application	For use with air or water and dust control	
Tube	EPDM rubber	
Reinforcement	High-tensile synthetic textile	
Cover	EPDM rubber	
Temp	-40°C to +120°C, (-40°F to +248°F)	
Pressure	10 bar / 145 psi	
EHA510	Multipurpose - EPDM	J-15
		
Application	For use with air or water and dust control	
Tube	EPDM rubber	
Reinforcement	High-tensile synthetic textile	
Cover	EPDM rubber	
Temp	-40°C to +120°C, (-40°F to +248°F)	
Pressure	20 bar / 290 psi	
EHA507	Multipurpose	J-16
		
Application	For use with air or water	
Tube	SBR rubber	
Reinforcement	High-tensile synthetic textile	
Cover	Abrasion, ozone and weather resistant SBR rubber blend	
Temp	-40°C to +100°C, (-40°F to +212°F)	
Pressure	10 bar / 145 psi	

		Page
EHA508	Multipurpose	J-17
		
Application	For use with air or water	
Tube	SBR rubber	
Reinforcement	High-tensile synthetic textile	
Cover	SBR rubber blend	
Temp	-40°C to +100°C, (-40°F to +212°F)	
Pressure	20 bar / 290 psi	
EHW520	Non-Conductive Multipurpose	J-18
		
Application	Air and water transfer, pneumatic tools and industrial welding	
Tube	SBR rubber	
Reinforcement	One textile spiral	
Cover	SBR rubber blend	
Temp	-40°C to +80°C, (-40°F to +176°F)	
Pressure	20.7 bar / 300 psi	

Specialty

EHA511	Air & Dust Suction	J-19
		
Application	For suction of air, dust, grain, powder, etc.	
Tube	Synthetic rubber blend	
Reinforcement	Synthetic textile and steel helical wire	
Cover	Corrugated SBR rubber blend	
Temp	-20°C to +70°C, (-4°F to +158°F)	



High Pressure



EHA500
Greyhound



Application

- High-pressure air service

Markets

- Construction
- Oil field equipment
- Drilling equipment
- Mining
- Rental industry
- Steel
- Paper

Construction

Tube Oil-resistant nitrile rubber

Reinforcement

High-tensile steel wire

Cover Pin-pricked, abrasion, ozone, and weather resistant SBR rubber blend

Color Yellow (YW), Black (BK)

Operating temperature

-40°C to +93°C
(-40°F to +200°F)

Packaging

100 feet
Coil on Pallet

Order Fulfillment

Made to Stock
Made to Order

Number	Hose I.D.		Hose O.D.		Operating Pressure		Min. Burst Pressure		Minimum Bend Radius		Weight		Length	
	mm	in	mm	in	bar	psi	bar	psi	mm	in	kg/m	lbs/ft	mtr	ft
EHA500-08YW-100	12.7	0.50	23.0	0.91	41.0	600	165	2400	65.0	2.56	0.51	0.34	30.5	100
EHA500-12YW-100	19.1	0.75	29.5	1.16	41.0	600	165	2400	95.0	3.74	0.62	0.42	30.5	100
EHA500-16YW-100	25.4	1.00	36.0	1.42	41.0	600	165	2400	125.0	4.92	0.88	0.59	30.5	100
EHA500-20YW-100	31.8	1.25	43.0	1.69	41.0	600	165	2400	160.0	6.30	1.12	0.75	30.5	100
EHA500-24YW-100	38.1	1.50	50.0	1.97	41.0	600	165	2400	190.0	7.48	1.55	1.04	30.5	100
EHA500-32YW-100	50.8	2.00	66.0	2.60	41.0	600	165	2400	225.0	8.86	2.51	1.69	30.5	100
EHA500-40YW-100	63.5	2.50	80.0	3.15	41.0	600	165	2400	315.0	12.40	3.36	2.26	30.5	100
EHA500-48YW-100	76.2	3.00	93.9	3.70	41.0	600	165	2400	380.0	14.96	4.49	3.02	30.5	100
EHA500-64YW-100	101.6	4.00	122.0	4.80	41.0	600	165	2400	510.0	20.08	6.77	4.55	30.5	100

Type of couplings

- Boss
- Ground joint
- Air hammer
- Air King
- Danfoss Quick Disconnect

Contact coupling manufacturer for attachment procedure and other coupling recommendations

Medium Pressure

EHA502

Heavy Duty Air

**Application**

- Heavy duty air service

Markets

- Construction
- Mining
- Oil and gas exploration
- Drilling equipment
- Rental industry
- Steel
- Quarries

Construction

Tube Oil-mist resistant SBR rubber blend

Reinforcement

High-tensile synthetic textile

Cover Abrasion, ozone, and weather resistant SBR rubber blend

Colors Yellow (YW), Black (BK)

Operating temperature

-25°C to +70°C
(-13°F to +158°F)

Packaging

100 ft
Coil on Pallet

Order Fulfillment

Made to Order

Number	Hose I.D.		Hose O.D.		Operating Pressure		Min. Burst Pressure		Minimum Bend Radius		Weight		Length	
	mm	in	mm	in	bar	psi	bar	psi	mm	in	kg/m	lbs/ft	mtr	ft
EHA502-08YW	12.7	0.50	23.0	0.91	25.0	363	75.0	1088	60.0	2.36	0.40	0.26	30.5	100
EHA502-10YW	16.0	0.62	26.0	1.02	25.0	363	75.0	1088	75.0	2.95	0.53	0.30	30.5	100
EHA502-12YW	19.0	0.75	30.0	1.18	25.0	363	75.0	1088	90.0	3.54	0.57	0.38	30.5	100
EHA502-16YW	25.4	1.00	37.0	1.46	25.0	363	75.0	1088	120.0	4.72	0.78	0.48	30.5	100
EHA502-20YW	32.0	1.25	44.0	1.73	25.0	363	75.0	1088	250.0	9.84	0.96	0.64	30.5	100
EHA502-24YW	38.0	1.50	51.0	2.01	25.0	363	75.0	1088	320.0	12.60	1.24	0.81	30.5	100
EHA502-28YW	44.5	1.75	60.0	2.36	25.0	363	75.0	1088	400.0	15.75	1.73	1.12	30.5	100
EHA502-32YW	50.8	2.00	66.0	2.60	25.0	363	75.0	1088	450.0	17.72	1.97	1.23	30.5	100
EHA502-40YW	63.5	2.50	80.0	3.15	25.0	363	75.0	1088	600.0	23.62	2.68	1.68	30.5	100
EHA502-48YW	76.2	3.00	92.0	3.62	25.0	363	75.0	1088	725.0	28.54	2.86	1.87	30.5	100
EHA502-64YW	101.6	4.00	118.0	4.65	25.0	363	75.0	1088	950.0	37.40	3.71	2.37	30.5	100

Type of couplings

- Boss
- Ground joint female
- Air hammer
- Air King
- Danfoss Quick Disconnect

Contact coupling manufacturer for attachment procedure and other coupling recommendations

Medium Pressure

EHA501

Medium Duty Air

**Application**

- Medium duty air service and pneumatic tools

Markets

- Construction
- Mining
- Oil and gas exploration
- Drilling equipment
- Rental industry
- Steel
- Quarries

Construction

Tube Oil-mist resistant SBR rubber blend

Reinforcement

High-tensile synthetic textile

Cover Abrasion, ozone, and weather resistant SBR rubber blend

Colors Yellow (YW), Black (BK)

Certification

TS 745 - EN ISO 2398 Type 4,
2016 Type 2 Class A

Operating temperature

-25°C to +70°C
(-13°F to +158°F)

Packaging

100 ft
Coil on Pallet

Order Fulfillment

Made to Order

Number	Hose I.D.		Hose O.D.		Operating Pressure		Min. Burst Pressure		Weight		Length	
	mm	in	mm	in	bar	psi	bar	psi	kg/m	lbs/ft	mtr	ft
EHA501-08YW	12.7	0.50	22.0	0.87	20.0	290	64.0	928	0.33	0.22	30.5	100
EHA501-10YW	16.0	0.62	25.0	0.98	20.0	290	64.0	928	0.37	0.25	30.5	100
EHA501-12YW	19.0	0.75	29.0	1.14	20.0	290	64.0	928	0.50	0.33	30.5	100
EHA501-16YW	25.4	1.00	36.0	1.42	20.0	290	64.0	928	0.67	0.45	30.5	100
EHA501-20YW	32.0	1.25	44.0	1.73	20.0	290	64.0	928	0.96	0.64	30.5	100
EHA501-24YW	38.0	1.50	51.0	2.01	20.0	290	64.0	928	1.18	0.79	30.5	100
EHA501-28YW	44.5	1.75	60.0	2.36	20.0	290	64.0	928	1.63	1.10	30.5	100
EHA501-32YW	50.8	2.00	65.0	2.56	20.0	290	64.0	928	1.66	1.11	30.5	100
EHA501-40YW	63.5	2.50	80.0	3.15	20.0	290	64.0	928	2.45	1.65	30.5	100
EHA501-48YW	76.2	3.00	92.0	3.62	20.0	290	64.0	928	2.65	1.78	30.5	100
EHA501-64YW	101.6	4.00	118.0	4.65	20.0	290	64.0	928	3.81	2.56	30.5	100

Type of couplings

- Boss male
- Ground joint female
- Air hammer
- Air King
- Danfoss Quick Disconnect

Contact coupling manufacturer for attachment procedure and other coupling recommendations

Medium Pressure

EHA506

Anti-static
Medium Duty Air**Application**

- Medium duty air service where high electrical resistance is needed
- Pneumatic tools

Markets

- Construction
- Mining
- Rental industry
- Oil and gas exploration
- In-plant air service

Construction

Tube Anti-static SBR rubber blend

Reinforcement

High-tensile synthetic textile

Cover Abrasion, ozone, and weather resistant SBR rubber blend

Colors Yellow (YW), Black (BK)

Operating temperature

-25°C to +70°C
(-13°F to +158°F)

Packaging

300 ft
Carton Box
Product sold in bales with maximum three cut lengths in each bale.

Order Fulfillment

Made to Order

Number	Hose I.D.		Hose O.D.		Operating Pressure		Min. Burst Pressure		Weight		Length	
	mm	in	mm	in	bar	psi	bar	psi	kg/m	lbs/ft	mtr	ft
EHA506-04YW	6.0	0.25	12.0	0.47	20.7	300	62.0	900	0.13	0.09	91.4	300
EHA506-05YW	8.0	0.32	15.0	0.59	20.7	300	62.0	900	0.19	0.13	91.4	300
EHA506-06YW	10.0	0.38	17.0	0.67	20.7	300	62.0	900	0.22	0.15	91.4	300
EHA506-08YW	12.7	0.50	21.0	0.83	20.7	300	62.0	900	0.31	0.21	91.4	300
EHA506-10YW	16.0	0.62	25.0	0.98	20.7	300	62.0	900	0.42	0.28	91.4	300
EHA506-12YW	19.0	0.75	29.0	1.14	20.7	300	62.0	900	0.53	0.36	91.4	300
EHA506-16YW	25.0	1.00	36.0	1.42	20.7	300	62.0	900	0.75	0.50	91.4	300

Type of couplings

- Danfoss Quick disconnect
- Male barbed inserts

Contact coupling manufacturer for attachment procedure and other coupling recommendations

Medium Pressure

EHA505

Medium Duty Air

**Application**

- Medium duty air service
- Pneumatic tools

Markets

- Construction
- Mining
- Rental industry
- Oil and gas exploration
- In-plant air service

Construction

Tube Oil-mist resistant SBR rubber

Reinforcement

High-tensile synthetic textile

Cover Abrasion, ozone, and weather resistant SBR rubber blend

Colors Black (BK), Yellow (YW)

Operating temperature

-25°C to +70°C
(-13°F to +158°F)

Packaging

300 ft
Carton Box
Product sold in bales with maximum three cut lengths in each bale

Order Fulfillment

Made to Order

Number	Hose I.D.		Hose O.D.		Operating Pressure		Min. Burst Pressure		Weight		Length	
	mm	in	mm	in	bar	psi	bar	psi	kg/m	lbs/ft	mtr	ft
EHA505-04BK	6.0	0.25	13	0.51	20.0	290	64.0	928	0.16	0.11	91.4	300
EHA505-05BK	8.0	0.31	15	0.59	20.0	290	64.0	928	0.20	0.13	91.4	300
EHA505-06BK	10.0	0.39	18	0.71	20.0	290	64.0	928	0.27	0.18	91.4	300
EHA505-08BK	13.0	0.50	22	0.87	20.0	290	64.0	928	0.40	0.27	91.4	300
EHA505-10BK	16.0	0.63	25	0.98	20.0	290	64.0	928	0.45	0.30	91.4	300
EHA505-12BK	19.0	0.75	29	1.14	20.0	290	64.0	928	0.59	0.40	91.4	300
EHA505-16BK	25.0	1.00	37	1.46	20.0	290	64.0	928	1.89	1.27	91.4	300

Type of couplings

- Danfoss Quick Disconnect
- Male barbed inserts

Contact coupling manufacturer for attachment procedure and other coupling recommendations

Medium Pressure

EHT480

Conductive Anti-static

**Application**

- High technology anti-static air and water supply hose designed for the mining industry

Markets

- Mining

Construction

Tube Black conductive PVC

Reinforcement

High tensile polyester yarn

Cover Abrasive resistant yellow PVC and black conductive striped PVC

Features a conductive outer strip connected to its conductive inner wall

Colors Yellow

Certification

Meets AS/NZS 2554 and AS 2660

Operating temperature

-10°C to +70°C
(-14°F to +158°F)

Packaging

100 ft.
Coil on Pallet

Order Fulfillment

Made to Order

Number	Hose I.D.		Hose O.D.		Operating Pressure		Min. Burst Pressure		Weight		Length	
	mm	in	mm	in	bar	psi	bar	psi	kg/m	lbs/ft	mtr	ft
EHT480-08	13.2	0.50	23.0	0.91	25.0	362	100.0	1450	0.37	0.25	30.5	100
EHT480-12	20.0	0.75	30.0	1.18	21.0	304	82.0	1189	0.56	0.38	30.5	100
EHT480-16	26.0	1.00	35.5	1.40	25.0	362	100.0	1450	0.58	0.39	30.5	100
EHT480-24	40.0	1.50	50.0	1.97	21.0	305	85.0	1233	0.96	0.65	30.5	100
EHT480-32	51.5	2.00	64.0	2.51	17.0	247	70.0	1015	1.64	1.10	30.5	100

Type of couplings

- Boss
- Ground joint

Contact coupling manufacturer for attachment procedure and other coupling recommendations

Low Pressure

H201

Easy Couple

**Application**

- Air and water transfer
- Pneumatic tools
- Air tools

Markets

- Oil and gas exploration
- Construction
- Mining
- Plastic molding

Construction

Tube Synthetic rubber (RMA Class A)

Reinforcement

1-braid fiber

Cover Synthetic rubber

Colors Black (BK), Blue (BU),
Red (RD), Green (GR),
Gray (GY), Yellow (YW)

Certifications

RMA Class A tube
MSHA IC - 46/6 Black, MSHA IC - 84/62 Blue,
MSHA IC - 84/47 Red, MSHA IC - 84/48 Green,
MSHA IC - 84/64 Gray, MSHA IC - 84/63 Yellow

Operating temperature**Air and water**

-40°C to +100°C (-40°F to +212°F)

Oil

-40°C to +127°C (-40°F to +260°F)

Packaging

250 ft
Reel

Order Fulfillment

Made to Stock
Made to Order

Number	Hose I.D.		Hose O.D.		Operating Pressure		Min. Burst Pressure		Weight		Length	
	mm	in	mm	in	bar	psi	bar	psi	kg/m	lbs/ft	mtr	ft
H20104BK-250R	6.4	0.25	12.7	0.50	20.7	300	83.0	1200	0.13	0.09	76.2	250
H20106BK-250R	9.5	0.38	17.0	0.67	20.7	300	83.0	1200	0.19	0.13	76.2	250
H20108BK-250R	12.7	0.50	19.6	0.77	20.7	300	83.0	1200	0.22	0.15	76.2	250
H20110BK-250R	15.9	0.62	23.6	0.93	20.7	300	83.0	1200	0.34	0.23	76.2	250
H20112BK-250R	19.0	0.75	26.3	1.04	20.7	300	83.0	1200	0.39	0.26	76.2	250
H20116BK-250R	25.4	1.00	35.0	1.38	13.8	200	55.0	800	0.57	0.38	76.2	250

Type of couplings

- Aeroquip® socketless
- Push-on couplings
- Danfoss B series
- Danfoss Quick Disconnect

Contact coupling manufacturer for attachment procedure and other coupling recommendations

Low Pressure

H275

Polyforce II



Application

- For transfer of air and water
- Air tools
- Lubricated air

Markets

- Construction
- Mining
- General industry
- In-plant air service
- Food processing

Construction

- Tube** PVC
- Reinforcement**
1 or 2-spiral fiber
- Cover** Pin-pricked PVC
- Colors** Red (RD), Gray (GY), Blue BU), Yellow (YW)

Operating temperature

-23°C to +65°C
(-10°F to +150°F)

Packaging

100, 200, 400, 500, 600 ft
-04 to -12 Reel
-16 to -32 Coil on Pallet

Order Fulfillment

Made to Stock
Made to Order

Number	Hose I.D.		Hose O.D.		Operating Pressure		Min. Burst Pressure		Minimum Bend Radius		Weight		Length	
	mm	in	mm	in	bar	psi	bar	psi	mm	in	kg/m	lbs/ft	mtr	ft
H27504RD-600R	6.4	0.25	12.1	0.48	21.0	300	69.0	1000	15.9	0.63	0.10	0.07	182.9	600
H27506RD-600R	9.5	0.37	16.1	0.63	21.0	300	69.0	1000	25.4	1.00	0.16	0.12	182.9	600
H27508RD-500R	12.9	0.51	19.3	0.76	21.0	300	69.0	1000	31.8	1.25	0.20	0.15	152.4	500
H27512RD-500R	19.4	0.76	26.7	1.05	21.0	300	69.0	1000	63.5	2.50	0.34	0.23	152.4	500
H27516RD-200R	25.4	1.00	33.6	1.32	17.0	250	69.0	1000	63.5	2.50	0.51	0.34	60.1	200
H27520RD-100	32.1	1.26	43.1	1.70	10.0	150	41.0	600	76.2	3.00	0.28	0.52	30.5	100
H27524RD-100	38.4	1.51	49.6	1.95	10.0	150	41.0	600	88.9	3.50	0.34	0.61	30.5	100
H27532RD-100	50.8	2.00	63.5	2.50	9.0	125	34.0	500	101.6	4.00	0.51	0.91	30.5	100

Type of couplings

- Danfoss E series (-6, -8, -12, -16)
- Danfoss 1A/Z series (-4, -6, -8, -12, -16)
- 265 P series (-4, -6, -8, -12)
- Barbed inserts
- Quick acting or long shank
- Danfoss Quick Disconnect

Contact coupling manufacturer for attachment procedure and other coupling recommendations

Low Pressure

EHA503

Light Duty Air

**Application**

- Light duty air service
- Pneumatic tools

Markets

- Construction
- Mining
- Rental industry
- Oil and gas exploration
- In-plant air service

Construction

Tube Oil-mist resistant SBR rubber blend

Reinforcement

High-tensile synthetic textile

Cover Abrasion, ozone, and weather resistant SBR rubber blend

Color Black (BK), Yellow (YW)

Certifications

TS 745 EN ISO 2398:
2016 Type 1 - Class A

Operating temperature

-25°C to +70°C
(-13°F to +158°F)

Packaging

100 ft
Coil on Pallet

Order Fulfillment

Made to Order

Number	Hose I.D.		Hose O.D.		Operating Pressure		Min. Burst Pressure		Weight		Length	
	mm	in	mm	in	bar	psi	bar	psi	kg/m	lbs/ft	mtr	ft
EHA503-08BK	12.7	0.50	22.0	0.87	10.0	145	40.0	580	0.40	0.27	30.5	100
EHA503-10BK	15.9	0.62	25.0	0.98	10.0	145	40.0	580	0.44	0.30	30.5	100
EHA503-12BK	19.0	0.75	29.0	1.14	10.0	145	40.0	580	0.56	0.38	30.5	100
EHA503-16BK	25.4	1.00	36.0	1.42	10.0	145	40.0	580	0.66	0.44	30.5	100
EHA503-20BK	31.8	1.25	44.0	1.73	10.0	145	40.0	580	1.05	0.71	30.5	100
EHA503-24BK	38.1	1.50	51.0	2.01	10.0	145	40.0	580	1.34	0.90	30.5	100
EHA503-28BK	44.5	1.75	57.0	2.24	10.0	145	40.0	580	1.43	0.96	30.5	100
EHA503-32BK	50.8	2.00	63.0	2.48	10.0	145	40.0	580	1.62	1.09	30.5	100
EHA503-40BK	63.5	2.50	78.0	3.07	10.0	145	40.0	580	2.37	1.59	30.5	100
EHA503-48BK	76.2	3.00	92.0	3.62	10.0	145	40.0	580	3.07	2.06	30.5	100
EHA503-64BK	101.6	4.00	117.0	4.64	10.0	145	40.0	580	3.83	2.57	30.5	100

Type of couplings

- Boss
- Ground joint
- Air hammer
- Air King
- Danfoss Quick Disconnect

Contact coupling manufacturer for attachment procedure and other coupling recommendations

Low Pressure

EHA504

Light Duty Air

**Application**

- Light duty air service
- Pneumatic tools

Markets

- Construction
- Mining
- Rental industry
- Oil and gas exploration
- In-plant air service

Construction

Tube Oil-mist resistant SBR rubber

Reinforcement

High-tensile synthetic textile

Cover Abrasion, ozone, and weather resistant SBR rubber blend

Colors Black (BK), Yellow (YW)

Operating temperature

-25°C to +70°C
(-13°F to +158°F)

Packaging

300 ft
Carton Box

Order Fulfillment

Made to Order

Number	Hose I.D.		Hose O.D.		Operating Pressure		Min. Burst Pressure		Weight		Length	
	mm	in	mm	in	bar	psi	bar	psi	kg/m	lbs/ft	mtr	ft
EHA504-03BK	4.5	0.18	10.0	0.39	10.0	145	40.0	580	0.10	0.07	91.4	300
EHA504-04BK	6.0	0.25	11.0	0.43	10.0	145	40.0	580	0.11	0.07	91.4	300
EHA504-05BK	8.0	0.31	14.0	0.55	10.0	145	40.0	580	0.16	0.11	91.4	300
EHA504-06BK	10.0	0.39	16.0	0.63	10.0	145	40.0	580	0.19	0.13	91.4	300
EHA504-08BK	13.0	0.51	19.0	0.75	10.0	145	40.0	580	0.24	0.16	91.4	300
EHA504-10BK	16.0	0.63	23.0	0.91	10.0	145	40.0	580	0.34	0.23	91.4	300
EHA504-12BK	19.0	0.75	27.0	1.06	10.0	145	40.0	580	0.44	0.30	91.4	300
EHA504-16BK	25.0	1.00	34.0	1.34	10.0	145	40.0	580	0.64	0.43	91.4	300

Type of couplings

- Danfoss Quick Disconnect
- Male barbed inserts

Contact coupling manufacturer for attachment procedure and other coupling recommendations

General Air & Water

EHA509

Multipurpose - EPDM

**Application**

- For use with air, oil, hot or cold water and non-aggressive chemicals
- For dust control

Markets

- Construction
- Mining
- Rental industry
- Oil and gas exploration
- In-plant air service

Construction

- Tube** EPDM rubber
- Reinforcement** High-tensile synthetic textile
- Cover** EPDM rubber
- Color** Black

Operating temperature

-40°C to +120°C
(-40°F to +248°F)

Packaging

300 ft
Carton Box
-10 Coil on Pallet

Order Fulfillment

Made to Order

Number	Hose I.D.		Hose O.D.		Operating Pressure		Min. Burst Pressure		Weight		Length	
	mm	in	mm	in	bar	psi	bar	psi	kg/m	lbs/ft	mtr	ft
EHA509-04	6.4	0.25	11	0.43	10.0	145	30	435	0.03	0.02	91.4	300
EHA509-05	7.9	0.31	14	0.55	10.0	145	30	435	0.05	0.03	91.4	300
EHA509-06	9.7	0.38	16	0.63	10.0	145	30	435	0.07	0.04	91.4	300
EHA509-08	12.7	0.50	20	0.79	10.0	145	30	435	0.08	0.05	91.4	300
EHA509-10	15.9	0.62	23	0.91	10.0	145	30	435	0.10	0.07	91.4	300
EHA509-12	19.0	0.75	27	1.06	10.0	145	30	435	0.12	0.08	91.4	300
EHA509-16	25.4	1.00	33	1.34	10.0	145	30	435	0.15	0.10	91.4	300

Type of couplings


- Hansen® Quick Connect
- Male barbed inserts

Contact coupling manufacturer for attachment procedure and other coupling recommendations

General Air & Water

EHA510

Multipurpose - EPDM



Application

- For use with air, oil, hot or cold water and non-aggressive chemicals
- For dust control

Markets

- Construction
- Mining
- Rental industry
- Oil and gas exploration
- In-plant air service

Construction

- Tube** EPDM rubber
- Reinforcement** High-tensile synthetic textile
- Cover** EPDM rubber
- Color** Black

Operating temperature

-40°C to +120°C
(-40°F to +248°F)

Packaging

300 ft
Carton Box

Order Fulfillment

Made to Order

Number	Hose I.D.		Hose O.D.		Operating Pressure		Min. Burst Pressure		Weight		Length	
	mm	in	mm	in	bar	psi	bar	psi	kg/m	lbs/ft	mtr	ft
EHA510-04	6.4	0.25	13	0.52	20.0	290	60	870	0.13	0.09	91.4	300
EHA510-05	7.9	0.31	15	0.59	20.0	290	60	870	0.15	0.10	91.4	300
EHA510-06	9.7	0.38	18	0.71	20.0	290	60	870	0.21	0.14	91.4	300
EHA510-08	12.7	0.50	22	0.87	20.0	290	60	870	0.30	0.20	91.4	300
EHA510-10	15.9	0.62	25	0.98	20.0	290	60	870	0.35	0.24	91.4	300
EHA510-12	19.0	0.75	29	1.14	20.0	290	60	870	0.45	0.30	91.4	300
EHA510-16	25.4	1.00	37	1.46	20.0	290	60	870	0.69	0.46	91.4	300

Type of couplings

- Hansen® Quick Connect
- Male barbed inserts

Contact coupling manufacturer for attachment procedure and other coupling recommendations

General Air & Water

EHA507

Multipurpose

**Application**

- For use with air, oil and cold or hot water

Markets

- Construction
- Mining
- Rental industry
- Oil and gas exploration
- In-plant air service

Construction

Tube SBR rubber

Reinforcement

High-tensile synthetic textile

Cover Abrasion, ozone, and weather resistant SBR rubber blend

Color Black (BK), Blue (BU), Gray (GY), Yellow (YW)

Operating temperature

-40°C to +100°C
(-40°F to +212°F)

Packaging

300 ft
Carton Box
Coil on Pallet -10 & -16

Order Fulfillment

Made to Order

Number	Hose I.D.		Hose O.D.		Operating Pressure		Min. Burst Pressure		Weight		Length	
	mm	in	mm	in	bar	psi	bar	psi	kg/m	lbs/ft	mtr	ft
EHA507-04BK	6.4	0.25	11	0.43	10.0	145	30.0	435	0.08	0.05	91.4	300
EHA507-05BK	7.9	0.31	14	0.55	10.0	145	30.0	435	0.12	0.08	91.4	300
EHA507-06BK	9.7	0.38	16	0.63	10.0	145	30.0	435	0.15	0.10	91.4	300
EHA507-08BK	12.7	0.50	20	0.79	10.0	145	30.0	435	0.22	0.15	91.4	300
EHA507-10BK	15.9	0.62	23	0.91	10.0	145	30.0	435	0.26	0.18	91.4	300
EHA507-12BK	19.0	0.75	27	1.06	10.0	145	30.0	435	0.34	0.23	91.4	300
EHA507-16BK	25.4	1.00	34	1.34	10.0	145	30.0	435	0.49	0.33	91.4	300

Type of couplings

- Danfoss Quick Disconnect
- Male barbed inserts

Contact coupling manufacturer for attachment procedure and other coupling recommendations

General Air & Water

EHA508

Multipurpose

**Application**

- For use with air or water

Markets

- Construction
- Mining
- Rental industry
- Oil and gas exploration
- In-plant air service

Construction

Tube SBR rubber

Reinforcement

High-tensile synthetic textile

Cover Abrasion, ozone, and weather resistant SBR rubber blend

Color Black (BK), Blue (BU), Gray (GY), Yellow (YW)

Operating temperature

-40°C to +100°C
(-40°F to +212°F)

Packaging

300 ft
Carton Box

Order Fulfillment

Made to Order

Number	Hose I.D.		Hose O.D.		Operating Pressure		Min. Burst Pressure		Weight		Length	
	mm	in	mm	in	bar	psi	bar	psi	kg/m	lbs/ft	mtr	ft
EHA508-04BK	6.4	0.25	13	0.52	20.0	290	60.0	870	0.13	0.09	91.4	300
EHA508-05BK	7.9	0.31	15	0.59	20.0	290	60.0	870	0.15	0.10	91.4	300
EHA508-06BK	9.7	0.38	18	0.71	20.0	290	60.0	870	0.21	0.14	91.4	300
EHA508-08BK	12.7	0.50	22	0.87	20.0	290	60.0	870	0.30	0.20	91.4	300
EHA508-10BK	15.9	0.62	25	0.98	20.0	290	60.0	870	0.35	0.24	91.4	300
EHA508-12BK	19.0	0.75	29	1.14	20.0	290	60.0	870	0.45	0.30	91.4	300
EHA508-16BK	25.4	1.00	37	1.46	20.0	290	60.0	870	0.69	0.46	91.4	300

Type of coupling

- Danfoss Quick Disconnect
- Male barbed inserts

Contact coupling manufacturer for attachment procedure and other coupling recommendations

General Air & Water

EHW520

Non-Conductive* Multipurpose


Application

- For use with air and water where electrical resistance is needed
- Pneumatic tools
- For use in industrial welding with acetylene, oxygen and LPG

Markets

- Construction
- Mining
- In-plant air service
- Oil and gas exploration

Construction

- Tube** SBR rubber
- Reinforcement** One textile spiral
- Cover** SBR rubber blend
- Color** Red

Operating temperature

-40°C to +80°C
(-40°F to +176°F)

Packaging

300 ft
Carton Box

Order Fulfillment

Made to Order

* Tested in accordance with ISO 8031.
Non-conductive under 500v electric tension

Number	Hose I.D.		Hose O.D.		Operating Pressure		Min. Burst Pressure		Weight		Length	
	mm	in	mm	in	bar	psi	bar	psi	kg/m	lbs/ft	mtr	ft
EHW520-04	6.0	0.24	12.0	0.47	20.7	300	60	870	0.13	0.09	91.4	300
EHW520-06	10.0	0.39	17.0	0.79	20.7	300	60	870	0.22	0.15	91.4	300
EHW520-08	13.0	0.51	21.0	0.83	20.7	300	60	870	0.32	0.22	91.4	300
EHW520-10	16.0	0.63	24.0	0.94	20.7	300	60	870	0.38	0.26	91.4	300
EHW520-12	19.0	0.75	27.0	1.06	20.7	300	60	870	0.43	0.29	91.4	300
EHW520-16	25.0	0.98	35.0	1.38	20.7	300	60	870	0.70	0.47	91.4	300

Type of coupling

- Danfoss Quick disconnect

Contact coupling manufacturer for attachment procedure and other coupling recommendations

Specialty

EHA511

Air & Dust Suction

**Application**

- For suction and delivery of air, dust, grain, powder, etc.

Markets

- Construction
- In-plant service

Construction

Tube Synthetic rubber blend

Reinforcement

Synthetic textile and steel helical wire

Cover Corrugated SBR rubber blend

Color Gray

Operating temperature

-20°C to +70°C
(-4°F to +158°F)

Packaging

100 ft
Coil on Pallet
-192 20 ft, Straight

Order Fulfillment

Made to Order

Number	Hose I.D.		Hose O.D.		Minimum Bend Radius		Vacuum		Weight		Length	
	mm	in	mm	in	mm	in	kPa	in/Hg	kg/m	lbs/ft	mtr	ft
EHA511-16	25.4	1.00	32.0	1.26	40	1.57	61	18	0.42	0.28	30.5	100
EHA511-20	32.0	1.25	39.0	1.54	60	2.36	61	18	0.62	0.42	30.5	100
EHA511-24	38.1	1.50	45.0	1.77	75	2.95	61	18	0.72	0.48	30.5	100
EHA511-28	44.5	1.75	52.0	2.05	90	3.54	61	18	0.81	0.54	30.5	100
EHA511-32	50.8	2.00	58.0	2.28	100	3.94	61	18	0.91	0.61	30.5	100
EHA511-40	63.5	2.50	72.0	2.83	125	4.92	61	18	1.41	0.95	30.5	100
EHA511-48	76.2	3.00	84.5	3.33	150	5.91	61	18	1.69	1.14	30.5	100
EHA511-64	101.6	4.00	110.0	4.33	200	7.87	61	18	2.34	1.57	30.5	100
EHA511-80	127.0	5.00	135.0	5.31	295	11.61	61	18	3.18	2.14	30.5	100
EHA511-96	152.4	6.00	162.0	6.38	380	14.96	61	18	4.17	2.80	30.5	100
EHA511-128	203.2	8.00	214.0	8.43	700	27.56	61	18	6.28	4.22	30.5	100
EHA511-160	254.0	10.00	267.0	10.51	1000	39.37	61	18	8.80	5.92	30.5	100
EHA511-192	304.8	12.00	319.0	12.56	1400	55.12	61	18	10.43	7.01	6.1	20



Hose Inspection

Chemical Service Hose Maintenance, Testing and Inspection

The object of the following procedures is to detect any weakness in a hose assembly before the weakness causes failure of a hose in service. While these testing and inspection procedures may be applied to any hose, the periodic testing and inspection procedures outlined herein are mandatory for all hoses.

Rules for proper selection, handling, use and storage of hose are to be carefully followed. It is imperative that hose, while in storage or in service, not be subjected to any form of abuse such as kinking, exposure to an environment involving extremes of temperature, corrosive or oxidizing fumes or liquids, oils and solvents, ozone, etc. The procedures outlined in the ARPM Hose Handbook, Chapter IX, Care, Maintenance and Storage of Hose should be followed carefully.

Scope

This procedure is intended as a guide for the inspection, maintenance, and testing of chemical hose. It covers hose containing carcass reinforcements of woven fiber fabric; fiber cords; fiber or wire braids; flat, oval or round wire helix; spiral wire or cable; or any combinations of these reinforcements. Chemical hose is available with various types of ends or, where specified, suitable metal fittings.

Handling

Crushing or kinking of the hose can cause severe damage to the reinforcement. Care should be exercised to prevent mishandling.

Do not drag the hose or lift large bore hose from the middle of its length with the ends hanging down. Limit the curvature of the hose to the bend radius recommended by the manufacturer and avoid sharp bends at the end fittings and at manifold connections.

Operation

Important: Personnel involved in an operation using chemical hose must use safety precautions such as wearing eye or face protection, rubber gloves, boots, and other types of protective clothing. Pressures and temperatures are to be monitored to see that the hose is not exposed to conditions above specified limits. Exceeding specified limits could injure the hose and result in damage to property and serious bodily harm.

Never allow chemicals to drip on the exterior of a hose or allow hose to lay in a pool of chemicals since the hose cover may not have the chemical resistance of the tube. Should a corrosive material come in contact with the reinforcing material, early failure could result. If kinking or crushing occurs, examine the hose carefully, and, if the outside diameter is reduced 5% to 20%, the hose must be immediately subjected to the Hydrostatic Pressure Test and Examination. If the reduction in diameter is more than 20%, retire the hose from service.

Care must be taken when different chemicals are conveyed in the same hose; the chemicals may react and shorten the service life of the hose. When it is impractical to disconnect the hose line after use, drain any remaining chemical from the hose.

Storage

Before placing chemical hose in storage, the hose must be completely drained and any potentially explosive vapors or corrosive residues flushed out.

WARNING: EXTREME CARE MUST BE TAKEN WHEN FLUSHING OUT A CHEMICAL HOSE WITH WATER; SOME CHEMICALS, SUCH AS CONCENTRATED ACIDS, MAY REACT WITH WATER AND CAUSE SPATTERING WHICH COULD RESULT IN SERIOUS INJURY TO EYES OR OTHER AREAS OF THE BODY.

When flushing a hose, disposal of the effluent must be made in such a manner that environmental problems are not created. Chemical hose should be stored so that air can circulate through it. This procedure helps extend the life of the hose. Hose should be stored in a cool, dark, dry place at a temperature less than 100°F (38°C).

Frequency of Inspection and Pressure Testing When chemical hose is used in bulk transfer service, it shall be visually inspected daily and hydrostatically tested every 90 days. The details of the examination and testing are listed in this catalog. An inspection card and recording system should be adopted for chemical hose used in dock applications.

WARNING: Consult with the coupling manufacturer to make sure you choose the correct coupling and proper assembly for the application. Such matching of hose and couplings, and assembling of couplings, should be performed only by trained personnel using proper tools and procedures. Failure to follow manufacturer's instructions or failure to use trained personnel may result in serious bodily injury and/or property damage.

WARNING: Never use a hose to transfer material it is not specifically meant to transfer. Doing so could deteriorate the hose and result in leaking, hose bursting, or end blow-offs. This could lead to serious personal injury or death. Always transfer material in a hose that is designed specifically to transfer that material. This information is listed in this catalog.


WARNING: Kinks can cause hose to burst, leading to bodily harm.

This information taken from the ARPM, Hose Technical Information Sub Committee, IP-11-7 Chemical Hose, Copyright 1979, Revised 1987. (202) 682-1338



Chemical

Made to Order



Elevated temperatures can change chemical resistance ratings. Please refer to the Chemical Compatibility information prior to use. Factors such as concentration, fluid contamination, and extreme temperatures may affect these performance specification. Please consult Danfoss catalog or technical support for proper application.



Chemical

Suction & Discharge

Page

Page

EHC006 UHMW-PE Heavy Duty K-5



Application Suction & discharge of chemicals and high-aromatic solvents
Certifications EN12115 Type SD-M, EC 1935/2004, FDA CFR title No. 21 art. 176.170 & art. 177.1520
Tube UHMW-PE
Reinforcement High-tensile synthetic textile, steel helical wire and dual anti-static copper wires
Cover EPDM rubber
Temp -40°C to +80°C, (-40°F to +176°F); Max ambient +121°C (+250°F)
Pressure 16 bar / 232 psi

EHC019 UHMW-PE Hard Wall Heavy Duty K-6



Application Suction & discharge of corrosive chemicals and solvents
Certifications EC 1935/2004, FDA CFR title No. 21 art. 176.170 & art. 177.1520
Tube UHMW-PE
Reinforcement High-tensile synthetic textile, dual steel helical wire and anti-static copper wire
Cover EPDM rubber
Temp -30°C to +70°C, (-22°F to +158°F); Max ambient +121°C (+250°F)
Pressure 16 bar / 232 psi

EHC005 Corrugated UHMW-PE K-7



Application Transfer of acids, chemicals, solvents and petroleum products
Certifications EC 1935/2004, FDA CFR title No. 21 art. 176.170 & art. 177.1520
Tube UHMW-PE, FDA-approved material
Reinforcement High-tensile synthetic textile, steel helical wire and anti-static copper wire
Cover Corrugated EPDM
Temp -40°C to +80°C, (-40°F to +176°F); Max ambient +121°C (+250°F)
Pressure 10 bar / 145 psi

EHC004 UHMW-PE K-8



Application Suction & discharge of chemicals, and solvents
Certifications EC 1935/2004, FDA CFR title No. 21 art. 176.170 & art. 177.1520
Tube UHMW-PE FDA-approved material
Reinforcement High-tensile synthetic textile, steel helical wire and anti-static copper wire
Cover EPDM rubber
Temp -40°C to +80°C, (-40°F to +176°F); Max ambient +121°C (+250°F)
Pressure 10.5 bar / 150 psi

EHC003 XLPE Heavy Duty K-9



Application Suction & discharge of chemicals and solvents
Certification TS EN12115 XLPE TYPE SD-M
Tube XLPE
Reinforcement High-tensile synthetic textile, dual steel helical wire and dual anti-static copper wire
Cover EPDM rubber
Temp -40°C to +80°C, (-40°F to +176°F)
Pressure 16 bar / 232 psi

EHC002 XLPE Flat Corrugated K-10



Application Transfer of acids, chemicals, solvents and petroleum products
Tube XLPE
Reinforcement High-tensile synthetic textile, dual steel helical wire and anti-static copper wire
Cover Flat corrugated EPDM rubber
Temp -40°C to +80°C, (-40°F to +176°F); Max ambient +121°C (+250°F)
Pressure 10 bar / 145 psi

EHC001 XLPE Chemical K-11



Application Transfer of acids, chemicals, solvents and petroleum products
Tube XLPE
Reinforcement High-tensile synthetic textile, dual steel helical wire and anti-static copper wire
Cover EPDM rubber
Temp -40°C to +80°C, (-40°F to +176°F); Max ambient +121°C (+250°F)
Pressure 10 bar / 145 psi

EHC018 XLPE Hard Wall Heavy Duty K-12



Application Suction & discharge of corrosive chemicals and solvents
Tube XLPE
Reinforcement High-tensile synthetic textile, dual steel helical wire and anti-static copper wire
Cover EPDM rubber
Temp -30°C to +70°C, (-22°F to +158°F)
Pressure 10.5 bar / 150 psi

EHC011 EPDM Heavy Duty K-13



Application Suction & discharge of chemicals, and solvents
Certification TS EN12115 EPDM Type SD-M
Tube EPDM rubber
Reinforcement High-tensile synthetic textile, dual steel helical wires and anti-static copper wire
Cover EPDM rubber
Temp -40°C to +120°C, (-40°F to +248°F); Max ambient +121°C (+250°F)
Pressure 16 bar / 232 psi




EHC009 Corrugated EPDM K-14



Application Suction & discharge of chemicals, and solvents
Tube EPDM rubber
Reinforcement High-tensile synthetic textile, steel helical wire and anti-static copper wire
Cover Corrugated EPDM rubber
Temp -40°C to +120°C, (-40°F to +248°F); Max ambient +121°C (+250°F)
Pressure 10 bar / 145 psi

▲WARNING Elevated temperatures can change chemical resistance ratings. Please refer to the Chemical Compatibility information prior to use. Factors such as concentration, fluid contamination, and extreme temperatures may affect these performance specification. Please consult Danfoss catalog or technical support for proper application.

		Page
EHC008	EPDM Suction & Discharge	K-15
		
Application	Suction & discharge of chemicals, and solvents	
Tube	EPDM rubber	
Reinforcement	High-tensile synthetic textile, steel helical wire and anti-static copper wire	
Cover	EPDM rubber	
Temp	-40°C to +120°C, (-40°F to +248°F); Max ambient +121°C (+250°F)	
Pressure	10 bar / 145 psi	
EHC013	CSM Suction & Discharge	K-16
		
Application	Suction & discharge of chemicals, and solvents	
Tube	CSM rubber	
Reinforcement	High-tensile synthetic textile, steel helical wire and anti-static copper wire	
Cover	Nitrile rubber blend	
Temp	-40°C to +100°C, (-40°F to +212°F)	
Pressure	10 bar / 145 psi	
EHC034	Corrugated XLPE	K-17
		
Application	Suction & discharge of chemicals and solvents	
Tube	Standard XLPE (Cross Linked Polyethylene)	
Reinforcement	High-tensile synthetic textile with dual steel helical wire	
Cover	Corrugated green EPDM	
Temp	-40°C to +80°C, (-40°F to +176°F) Max. ambient temperature 121°C (250°F)	
Pressure	10.0-14 bar / 145-203 psi	
EHC036	Flat Corrugated UHMW-PE	K-18
		
Application	Suction & discharge of chemicals, and solvents	
Certifications	EC 1935/2004, FDA CFR title No. 21 art. 176.170 & art. 177.1520	
Tube	UHMW-PE	
Reinforcement	High tensile synthetic textile with dual steel wire helix and anti-static copper wire	
Cover	Corrugated EPDM rubber	
Temp	-40°C to +120°C, (-40°F to +250°F)	
Pressure	16 bar / 232 psi	

		Page
EHC017	UHMW-PE Heavy Duty Discharge	K-19
		
Application	Discharge of chemicals, and solvents	
Certification	EN 12115: 2021 Type D	
Tube	UHMW-PE	
Reinforcement	High-tensile synthetic textile, and anti-static copper wire	
Cover	EPDM rubber	
Temp	-40°C to +80°C, (-40°F to +176°F); Max ambient +121°C (+250°F)	
Pressure	16 bar / 230 psi	
EHC016	UHMW-PE Discharge	K-20
		
Application	Discharge of chemicals, and solvents	
Tube	UHMW-PE	
Reinforcement	High-tensile synthetic textile and anti-static copper wire	
Cover	EPDM rubber	
Temp	-40°C to +80°C, (-40°F to +176°F); Max ambient +121°C (+250°F)	
Pressure	10 bar / 145 psi	
EHC015	XLPE Heavy Duty Discharge	K-21
		
Application	Discharge of chemicals, and solvents	
Certification	EN12115 XLPE Type D-M, EC 1935/2004, FDA CFR title No. 21 art. 176.170 & art. 177.1520	
Tube	XLPE	
Reinforcement	High-tensile synthetic textile, and anti-static copper wire	
Cover	EPDM rubber	
Temp	-40°C to +80°C, (-40°F to +176°F); Max ambient +121°C (+250°F)	
Pressure	16 bar / 232 psi	
EHC014	XLPE Discharge	K-22
		
Application	Discharge of chemicals, and solvents	
Tube	XLPE	
Reinforcement	High-tensile synthetic textile, and anti-static copper wire	
Cover	EPDM rubber	
Temp	-40°C to +80°C, (-40°F to +176°F); Max ambient +121°C (+250°F)	
Pressure	10 bar / 145 psi	



Discharge - continued

EHC010 EPDM Heavy Duty Discharge K-23



Application Discharge of chemicals, and solvents
 Certification EN12115 EPDM Type D-M
 Tube EPDM
 Reinforcement High-tensile synthetic textile, dual anti-static copper wire
 Cover EPDM rubber
 Temp -40°C to +120°C, (-40°F to +248°F); Max ambient +121°C (+250°F)
 Pressure 16 bar / 232 psi

EHC007 EPDM Discharge K-24



Application Discharge of chemicals, and solvents, sea and industrial water
 Tube EPDM rubber
 Reinforcement High-tensile synthetic textile and anti-static copper wire
 Cover EPDM rubber
 Temp -40°C to +120°C, (-40°F to +248°F)
 Pressure 10 bar / 145 psi

EHC012 CSM Discharge K-25



Application Discharge of chemicals, and solvents
 Tube CSM rubber
 Reinforcement High-tensile synthetic textile, and anti-static copper wire
 Cover Nitrile rubber blend
 Temp -40°C to +100°C, (-40°F to +212°F)
 Pressure 10 bar / 145 psi

Specialty

EHT453 Agricultural Spray K-26



Application Medium pressure spraying pesticides and fertilizers
 Tube PVC
 Reinforcement High-tensile synthetic textile
 Cover PVC
 Temp -10°C to +60°C, (+14°F to +140°F)
 Pressure 50 bar / 725 psi

EHT454 Agricultural Spray K-27



Application Medium pressure spraying pesticides and fertilizers
 Tube PVC
 Reinforcement High-tensile synthetic textile
 Cover PVC
 Temp -10°C to +60°C, (+14°F to +140°F)
 Pressure 80 bar / 1160 psi

EHT455 Agricultural Spray K-28



Application High pressure spraying pesticides and fertilizers
 Tube PVC
 Reinforcement High-tensile synthetic textile
 Cover PVC
 Temp -10°C to +60°C, (+14°F to +140°F)
 Pressure 100 bar / 1450 psi

EHT451 Agricultural Spray K-29



Application Low pressure spraying pesticides and fertilizers
 Tube PVC
 Reinforcement High-tensile synthetic textile
 Cover PVC
 Temp -10°C to +60°C, (+14°F to +140°F)
 Pressure 20 bar / 290 psi

EHT452 Agricultural Spray K-30



Application Medium pressure spraying pesticides and fertilizers
 Tube PVC
 Reinforcement High-tensile synthetic textile
 Cover PVC
 Temp -10°C to +60°C, (+14°F to +140°F)
 Pressure 40 bar / 580 psi



Suction & Discharge

EHC006

UHMW-PE Heavy Duty



Application

- For suction and discharge of chemicals and high-aromatic solvents where electrical resistance is needed

Markets

- Chemical petroleum industry
- In-plant transfers
- Tank truck
- Paper/pulp industry
- Bulk hauling
- Oil and gas exploration

Construction

Tube UHMW-PE: Meets FDA and European requirements

Reinforcement

High-tensile synthetic textile, steel helical wire and dual anti-static copper wires

Cover Weather, ozone abrasion resistant EPDM rubber

Color Black (BK), Blue (BU)

Certifications

EN12115 Type SD-M, Regulation EC 1935/2004, FDA Regulation CFR title No. 21 Art. 176.170 and art. 177.1520

Operating temperature

-40°C to +80°C
(-40°F to +176°F)
Max ambient +121°C (+250°F)

Packaging

100 ft
Coil on Pallet

Order Fulfillment

Made to Order

Number	Hose I.D.		Hose O.D.		Operating Pressure		Min. Burst Pressure		Minimum Bend Radius		Vacuum		Weight		Length	
	mm	in	mm	in	bar	psi	bar	psi	mm	in	kPa	in/Hg	kg/m	lbs/ft	mtr	ft
EHC006-12BK	19.0	0.75	31.0	1.22	16.0	232	64.0	928	187	7.36	94.8	28	0.67	0.45	30.5	100
EHC006-16BK	25.4	1.00	37.0	1.46	16.0	232	64.0	928	225	8.86	94.8	28	0.83	0.56	30.5	100
EHC006-20BK	31.8	1.25	44.0	1.73	16.0	232	64.0	928	262	10.31	94.8	28	1.04	0.70	30.5	100
EHC006-24BK	38.1	1.50	51.0	2.01	16.0	232	64.0	928	338	13.31	94.8	28	1.40	0.94	30.5	100
EHC006-32BK	50.8	2.00	67.0	2.64	16.0	232	64.0	928	410	16.14	94.8	28	2.25	1.51	30.5	100
EHC006-40BK	63.5	2.50	79.0	3.11	16.0	232	64.0	928	450	17.72	94.8	28	2.60	1.75	30.5	100
EHC006-48BK	76.2	3.00	92.0	3.62	16.0	232	64.0	928	525	20.67	94.8	28	3.22	2.16	30.5	100
EHC006-64BK	101.6	4.00	118.0	4.65	16.0	232	64.0	928	675	26.58	94.8	28	4.57	3.07	30.5	100
EHC006-96BK	152.4	6.00	177.2	6.98	16.0	232	64.0	928	1000	39.37	94.8	28	9.88	6.65	30.5	100

Type of couplings

- Cam and groove
- Combination nipple
- Male NPT

Contact coupling manufacturer for other coupling recommendations including proper metal selection (stainless, aluminum, brass etc.) and attachment procedure with crimp specifications

Suction & Discharge

EHC019

UHMW-PE Hard Wall Heavy Duty



Application

- For suction and discharge of corrosive chemicals, and solvents where electrical resistance is needed

Markets

- Chemical petroleum industry
- In-plant transfers
- Tank truck
- Paper/pulp industry
- Bulk hauling
- Oil and gas exploration

Construction

Tube UHMW-PE
Meets FDA and European requirements

Reinforcement

High-tensile synthetic textile, dual steel helical wire and anti-static copper wire

Cover EPDM rubber

Color Blue

Certifications

Regulation EC 1935/2004,
FDA Regulation CFR Title No.21
art. 176.170 and art. 177.1520

Operating temperature

-30°C to +70°C
(-22°F to +158°F)
Max ambient +121°C (+250°F)

Packaging

100 ft
Coil on Pallet

Order Fulfillment

Made to Order

Number	Hose I.D.		Hose O.D.		Operating Pressure		Min. Burst Pressure		Minimum Bend Radius		Vacuum		Weight		Length	
	mm	in	mm	in	bar	psi	bar	psi	mm	in	kPa	in/Hg	kg/m	lbs/ft	mtr	ft
EHC019-48	76.2	3.00	92.0	3.62	16.0	232	64	928	530	20.87	80.0	24	3.20	2.15	30.5	100
EHC019-64	102.0	4.00	121.0	7.64	16.0	232	64	928	700	27.56	80.0	24	4.75	3.19	30.5	100

Type of couplings

- Cam and groove
- Combination nipple
- Male NPT

Contact coupling manufacturer for attachment procedure and other coupling recommendations

Suction & Discharge

EHC005

Corrugated UHMW-PE



Application

- For transfer of acids, chemicals, solvents, and petroleum products where electrical resistance is needed

Markets

- Chemical petroleum industry
- In-plant transfers
- Tank truck
- Paper/pulp industry
- Bulk hauling
- Oil and gas exploration

Construction

Tube UHMW-PE
Meets FDA and European requirements

Reinforcement

High-tensile synthetic textile, steel helical wire and anti-static copper wire

Cover Corrugated EPDM

Colors Green (GN), Black (BK), Blue (BU)

Certifications

Regulation EC 1935/2004,
FDA Regulation CFR Title No.21
art. 176.170 and art. 177.1520

Operating temperature

-40°C to +80°C
(-40°F to +176°F)
Max ambient +121°C (+250°F)

Packaging

100 ft
Coil on Pallet -12, -16, -32, -40, -48, -64
Bulk -24

Order Fulfillment

Made to Order

Number	Hose I.D.		Hose O.D.		Operating Pressure		Min. Burst Pressure		Minimum Bend Radius		Vacuum		Weight		Length	
	mm	in	mm	in	bar	psi	bar	psi	mm	in	kPa	in/Hg	kg/m	lbs/ft	mtr	ft
EHC005-12GN	19.0	0.75	29.0	1.14	10.0	145	40	580	90	3.54	94.8	28	0.57	0.38	30.5	100
EHC005-16GN	25.4	1.00	36.0	1.42	10.0	145	40	580	110	4.33	94.8	28	0.76	0.51	30.5	100
EHC005-20GN	31.8	1.25	44.0	1.69	10.0	145	40	580	150	5.91	94.8	28	1.08	0.73	30.5	100
EHC005-24GN	38.1	1.50	50.0	1.97	10.0	145	40	580	175	6.89	94.8	28	1.24	0.83	30.5	100
EHC005-32GN	50.8	2.00	65.0	2.56	10.0	145	40	580	250	9.84	94.8	28	1.96	1.32	30.5	100
EHC005-40GN	63.5	2.50	78.0	3.07	10.0	145	40	580	325	12.80	94.8	28	2.33	1.57	30.5	100
EHC005-48GN	76.2	3.00	91.0	3.58	10.0	145	40	580	450	17.72	94.8	28	2.99	2.01	30.5	100
EHC005-64GN	101.6	4.00	118.0	4.69	10.0	145	40	580	650	25.59	94.8	28	4.28	2.87	30.5	100

Type of couplings

- Cam and groove
- Combination nipple
- Male MPT

Contact coupling manufacturer for other coupling recommendations including proper metal selection (stainless, aluminum, brass etc.) and attachment procedure with crimp specifications.

Suction & Discharge

EHC004

UHMW-PE

**Application**

- For suction and discharge of chemicals and solvents where electrical resistance is needed

Markets

- Chemical petroleum industry
- In-plant transfers
- Tank truck
- Paper/pulp industry
- Bulk hauling
- Oil and gas exploration

Construction

Tube UHMW-PE,
Meets FDA & European requirements

Reinforcement

High-tensile synthetic textile, steel helical wire and anti-static copper wire

Cover EPDM rubber

Colors Green (GN), Black (BK), Blue (BU)

Certifications

Regulation EC 1935/2004,
FDA Regulation CFR Title No.21
art. 176.170 and art. 177.1520

Operating temperature

-40°C to +80°C
(-40°F to +176°F)
Max ambient +121°C (+250°F)

Packaging

100 ft
Coil on Pallet

Order Fulfillment

Made to Order

Number	Hose I.D.		Hose O.D.		Operating Pressure		Min. Burst Pressure		Minimum Bend Radius		Vacuum		Weight		Length	
	mm	in	mm	in	bar	psi	bar	psi	mm	in	kPa	in/Hg	kg/m	lbs/ft	mtr	ft
EHC004-12GN	19.0	0.75	31	1.22	10.5	150	40	580	80	3.15	94.8	28	0.69	0.46	30.5	100
EHC004-16GN	25.4	1.00	37	1.46	10.5	150	40	580	110	4.33	94.8	28	0.82	0.55	30.5	100
EHC004-20GN	31.8	1.25	45	1.77	10.5	150	40	580	165	6.50	94.8	28	1.12	0.75	30.5	100
EHC004-24GN	38.1	1.50	52	2.05	10.5	150	40	580	225	8.86	94.8	28	1.50	1.01	30.5	100
EHC004-28GN	44.5	1.75	59	2.32	10.5	150	40	580	285	11.22	94.8	28	1.82	1.22	30.5	100
EHC004-32GN	50.8	2.00	67	2.64	10.5	150	40	580	350	13.78	94.8	28	2.28	1.53	30.5	100
EHC004-40GN	63.5	2.50	80	3.15	10.5	150	40	580	450	17.72	94.8	28	2.78	1.87	30.5	100
EHC004-44GN	70.0	2.75	87	3.43	10.5	150	40	580	550	21.65	94.8	28	3.18	2.14	30.5	100
EHC004-48GN	76.2	3.00	93	3.66	10.5	150	40	580	800	31.50	94.8	28	3.32	2.23	30.5	100
EHC004-64GN	101.6	4.00	120	4.72	10.5	150	40	580	1200	47.24	94.8	28	4.88	3.28	30.5	100

Type of couplings

- Cam and groove
- Combination nipple
- Male NPT

Contact coupling manufacturer for other coupling recommendations including proper metal selection (stainless, aluminium, brass etc.) and attachment procedure with crimp specifications.

Suction & Discharge

EHC003 XLPE Heavy Duty



Application

- For suction and discharge of chemicals and solvents where electrical resistance is needed

Markets

- Chemical petroleum industry
- In-plant transfers
- Tank truck
- Paper/pulp industry
- Bulk hauling
- Oil and gas exploration

Construction

Tube XLPE

Reinforcement

High-tensile synthetic textile, dual steel helical wire and dual anti-static copper wires

Cover EPDM rubber

Color Black

Certification

TS EN12115 TYPE SD-M

Operating temperature

-40°C to +80°C
(-40°F to +176°F)
Max ambient +121°C (+250°F)

Packaging

100 ft
Coil on Pallet

Order Fulfillment

Made to Order

Number	Hose I.D.		Hose O.D.		Operating Pressure		Min. Burst Pressure		Minimum Bend Radius		Vacuum		Weight		Length	
	mm	in	mm	in	bar	psi	bar	psi	mm	in	kPa	in/Hg	kg/m	lbs/ft	mtr	ft
EHC003-12BK	19.0	0.75	31	1.22	16	232	64	928	187	7.36	94.8	28	0.64	0.43	30.5	100
EHC003-16BK	25.4	1.00	37	1.46	16	232	64	928	225	8.86	94.8	28	0.82	0.55	30.5	100
EHC003-20BK	31.8	1.25	44	1.73	16	232	64	928	262	10.31	94.8	28	1.02	0.69	30.5	100
EHC003-24BK	38.0	1.50	51	2.01	16	232	64	928	338	13.31	94.8	28	1.38	0.93	30.5	100
EHC003-32BK	50.8	2.00	67	2.64	16	232	64	928	410	16.14	94.8	28	2.24	1.51	30.5	100
EHC003-40BK	63.5	2.50	79	3.11	16	232	64	928	450	17.72	94.8	28	2.65	1.78	30.5	100
EHC003-48BK	76.2	3.00	92	3.62	16	232	64	928	525	20.67	94.8	28	3.27	2.20	30.5	100
EHC003-64BK	101.6	4.00	118	4.65	16	232	64	928	675	26.58	94.8	28	4.84	3.25	30.5	100

Type of couplings

- Cam and groove
- Combination nipple
- Male NPT

Contact coupling manufacturer for other coupling recommendations including proper metal selection (stainless, aluminum, brass etc.) and attachment procedure with crimp specifications.

Suction & Discharge

EHC002

XLPE Flat Corrugated



Application

- For transfer of acids, chemicals, solvents, and petroleum products where electrical resistance is needed

Markets

- Chemical petroleum industry
- In-plant transfers
- Tank truck
- Paper/pulp industry
- Bulk hauling
- Oil and gas exploration

Construction

Tube XLPE

Reinforcement

High-tensile synthetic textile, dual steel helical wire and anti-static copper wire

Cover Flat corrugated EPDM rubber

Color Green (GN), Black (BK)

Operating temperature

-40°C to +80°C

(-40°F to +176°F)

Max ambient +121°C (+250°F)

Packaging

100 ft

Coil on Pallet

Order Fulfillment

Made to Order

Number	Hose I.D.		Hose O.D.		Operating Pressure		Min. Burst Pressure		Minimum Bend Radius		Vacuum		Weight		Length	
	mm	in	mm	in	bar	psi	bar	psi	mm	in	kPa	in/Hg	kg/m	lbs/ft	mtr	ft
EHC002-12GN	19.0	0.75	29.0	1.14	10.0	145	30	435	70	2.76	92.0	27.1	0.49	0.33	30.5	100
EHC002-16GN	25.4	1.00	36.0	1.42	10.0	145	30	435	90	3.54	92.0	27.1	0.64	0.43	30.5	100
EHC002-20GN	31.8	1.25	43.0	1.69	10.0	145	30	435	115	4.53	92.0	27.1	0.96	0.65	30.5	100
EHC002-24GN	38.1	1.50	50.0	1.97	10.0	145	30	435	135	5.31	92.0	27.1	1.11	0.75	30.5	100
EHC002-32GN	50.8	2.00	64.0	2.52	10.0	145	30	435	190	7.48	92.0	27.1	1.60	1.08	30.5	100
EHC002-40GN	63.5	2.50	78.0	3.07	10.0	145	30	435	275	10.83	92.0	27.1	2.26	1.52	30.5	100
EHC002-48GN	76.2	3.00	91.0	3.58	10.0	145	30	435	350	13.78	92.0	27.1	2.60	1.75	30.5	100
EHC002-64GN	101.6	4.00	119.0	4.69	10.0	145	30	435	450	17.72	92.0	27.1	4.33	2.91	30.5	100
EHC002-80GN	127.0	5.00	148.0	5.83	10.0	145	30	435	600	23.62	92.0	27.1	6.75	4.54	30.5	100

Type of couplings

- Cam and groove
- Combination nipple
- Male NPT

Contact coupling manufacturer for other coupling recommendations including proper metal selection (stainless, aluminum, brass etc.) and attachment procedure with crimp specifications.

Suction & Discharge

EHC001
XLPE Chemical



Application

- For transfer of acids, chemicals, solvents, and petroleum products where electrical resistance is needed

Markets

- Chemical petroleum industry
- In-plant transfers
- Tank truck
- Paper/pulp industry
- Bulk hauling

Construction

- Tube** XLPE
- Reinforcement** High-tensile synthetic textile, dual steel helical wire and anti-static copper wire
- Cover** EPDM rubber
- Color** Green (GN), Black (BK)

Operating temperature

- 40°C to +80°C (-40°F to +176°F)
- Max ambient +121°C (+250°F)

Packaging

- 100 ft
- Coil on Pallet

Order Fulfillment

- Made to Order

Number	Hose I.D.		Hose O.D.		Operating Pressure		Min. Burst Pressure		Minimum Bend Radius		Vacuum		Weight		Length	
	mm	in	mm	in	bar	psi	bar	psi	mm	in	kPa	in/Hg	kg/m	lbs/ft	mtr	ft
EHC001-12GN	19.0	0.75	31	1.22	10.0	145	40	580	80	3.15	92.0	27.1	0.67	0.45	30.5	100
EHC001-16GN	25.4	1.00	37	1.46	10.0	145	40	580	110	4.33	92.0	27.1	0.82	0.55	30.5	100
EHC001-20GN	31.8	1.25	45	1.77	10.0	145	40	580	165	6.50	92.0	27.1	1.13	0.76	30.5	100
EHC001-24GN	38.1	1.50	52	2.05	10.0	145	40	580	225	8.86	92.0	27.1	1.46	0.98	30.5	100
EHC001-28GN	44.5	1.75	59	2.32	10.0	145	40	580	285	11.22	92.0	27.1	1.78	1.20	30.5	100
EHC001-32GN	50.8	2.00	67	2.64	10.0	145	40	580	350	13.78	92.0	27.1	2.26	1.52	30.5	100
EHC001-40GN	63.5	2.50	80	3.15	10.0	145	40	580	450	17.72	92.0	27.1	2.82	1.90	30.5	100
EHC001-44GN	70.0	2.75	87	3.43	10.0	145	40	580	550	21.65	92.0	27.1	3.19	2.14	30.5	100
EHC001-48GN	76.2	3.00	93	3.66	10.0	145	40	580	800	31.50	92.0	27.1	3.43	2.31	30.5	100
EHC001-64GN	101.6	4.00	120	4.72	10.0	145	40	580	1200	47.24	92.0	27.1	5.29	3.56	30.5	100

Type of couplings

- Cam and groove
- Combination nipple
- Male NPT

Contact coupling manufacturer for attachment procedure and other coupling recommendations

Suction & Discharge

EHC018
XLPE Hard Wall
Heavy Duty



Application

- For suction and discharge of corrosive chemicals and solvents
- For use with alcohol, petroleum products and oils

Markets

- Chemical petroleum industry
- In-plant transfers
- Tank truck
- Paper/pulp industry
- Bulk hauling
- Oil and gas exploration

Construction

Tube XLPE, chemical solvent and petroleum resistant

Reinforcement

High-tensile synthetic textile, dual steel helical wire and anti-static copper wire

Cover EPDM rubber, salt water, weather, ozone, abrasion and flame resistant

Color Green

Operating temperature

-30°C to +70°C
(-22°F to +158°F)

Packaging

100 ft
Coil on Pallet

Order Fulfillment

Made to Order

Number	Hose I.D.		Hose O.D.		Operating Pressure		Min. Burst Pressure		Minimum Bend Radius		Vacuum		Weight		Length	
	mm	in	mm	in	bar	psi	bar	psi	mm	in	kPa	in/Hg	kg/m	lbs/ft	mtr	ft
EHC018-48	76.2	3.00	91	3.58	10.0	145	40	580	530	20.87	80.0	24	3.20	2.15	30.5	100
EHC018-64	101.6	4.00	120	4.72	10.0	145	40	580	700	27.56	80.0	24	4.68	3.14	30.5	100

Type of couplings

- Cam and groove
- Combination nipple
- Male NPT

Contact coupling manufacturer for attachment procedure and other coupling recommendations

Suction & Discharge

EHC011
EPDM Heavy Duty



Application

- For suction and discharge of chemicals and solvents where electrical resistance is needed

Markets

- Chemical petroleum industry
- In-plant transfers
- Tank truck
- Paper/pulp industry
- Bulk hauling
- Oil and gas exploration

Construction

Tube EPDM rubber

Reinforcement

High-tensile synthetic textile, dual steel helical wires and anti-static copper wire

Cover EPDM rubber, weather, flame and abrasion resistant

Color Black

Certification

TS EN12115 EPDM Type SD-M

Operating temperature

-40°C to +120°C
(-40°F to +248°F)
Max ambient +121°C (+250°F)

Packaging

100 ft
Coil on Pallet

Order Fulfillment

Made to Order

Number	Hose I.D.		Hose O.D.		Operating Pressure		Min. Burst Pressure		Minimum Bend Radius		Vacuum		Weight		Length	
	mm	in	mm	in	bar	psi	bar	psi	mm	in	kPa	in/Hg	kg/m	lbs/ft	mtr	ft
EHC011-12	19.0	0.75	31	1.22	16.0	232	64	920	75	2.95	94.8	28	0.63	0.42	30.5	100
EHC011-16	25.4	1.00	37	1.46	16.0	232	64	920	100	3.94	94.8	28	0.78	0.52	30.5	100
EHC011-20	31.8	1.25	44	1.73	16.0	230	64	920	125	4.92	94.8	28	1.03	0.69	30.5	100
EHC011-24	38.1	1.50	51	2.01	16.0	230	64	920	150	5.90	94.8	28	1.42	0.95	30.5	100
EHC011-32	50.8	2.00	67	2.64	16.0	230	64	920	225	8.86	94.8	28	2.20	1.48	30.5	100
EHC011-40	63.5	2.50	79	3.11	16.0	230	64	920	280	11.02	94.8	28	2.67	1.79	30.5	100
EHC011-48	76.2	3.00	92	3.62	16.0	230	64	920	340	13.39	80.0	24	3.16	2.12	30.5	100
EHC011-64	101.6	4.00	118	4.65	16.0	230	64	920	455	17.91	80.0	24	4.36	2.93	30.5	100

Type of couplings

- Cam and groove
- Combination nipple
- Male NPT

Contact coupling manufacturer for attachment procedure and other coupling recommendations

Suction & Discharge

EHC009

Corrugated EPDM



Application

- For suction and discharge of chemicals and solvents

Markets

- Chemical petroleum industry
- In-plant transfers
- Tank truck
- Paper/pulp industry
- Bulk hauling
- Oil and gas exploration

Construction

Tube EPDM rubber

Reinforcement

High-tensile synthetic textile, steel helical wire and anti-static copper wire

Cover Corrugated EPDM rubber

Color Black

Operating temperature

-40°C to +120°C
(-40°F to +248°F)
Max ambient +121°C (+250°F)

Packaging

100 ft
Coil on Pallet

Order Fulfillment

Made to Order

Number	Hose I.D.		Hose O.D.		Operating Pressure		Min. Burst Pressure		Minimum Bend Radius		Vacuum		Weight		Length	
	mm	in	mm	in	bar	psi	bar	psi	mm	in	kPa	in/Hg	kg/m	lbs/ft	mtr	ft
EHC009-12	19.0	0.75	29.5	1.16	10.0	145	40	580	75	2.95	92.0	27.1	0.61	0.41	30.5	100
EHC009-16	25.4	1.00	36.0	1.42	10.0	145	40	580	100	3.94	92.0	27.1	0.76	0.51	30.5	100
EHC009-20	31.8	1.25	43.0	1.69	10.0	145	40	580	125	4.92	92.0	27.1	0.99	0.67	30.5	100
EHC009-24	38.1	1.50	49.0	1.93	10.0	145	40	580	150	5.90	92.0	27.1	1.15	0.77	30.5	100
EHC009-28	44.5	1.75	56.5	2.22	10.0	145	40	580	190	7.48	92.0	27.1	1.41	0.95	30.5	100
EHC009-32	50.8	2.00	63.0	2.48	10.0	145	40	580	240	9.45	92.0	27.1	1.73	1.16	30.5	100
EHC009-40	63.5	2.50	77.0	3.03	10.0	145	40	580	305	12.00	92.0	27.1	2.47	1.66	30.5	100
EHC009-44	70.0	2.75	83.5	3.29	10.0	145	40	580	335	13.19	92.0	27.1	2.70	1.82	30.5	100
EHC009-48	76.2	3.00	92.5	3.64	10.0	145	40	580	380	14.96	92.0	27.1	3.40	2.29	30.5	100
EHC009-64	101.6	4.00	118.0	4.65	10.0	145	40	580	525	20.67	92.0	27.1	4.42	2.97	30.5	100

Type of couplings

- Cam and groove
- Combination nipple
- Male NPT

Contact coupling manufacturer for attachment procedure and other coupling recommendations

Suction & Discharge

EHC008

EPDM



Application

- For suction and discharge of chemicals and solvents where electrical resistance is needed

Markets

- Chemical petroleum industry
- In-plant transfers
- Tank truck
- Paper/pulp industry
- Bulk hauling
- Oil and gas exploration

Construction

Tube EPDM rubber

Reinforcement

High-tensile synthetic textile, steel helical wire and anti-static copper wire

Cover EPDM rubber

Color Black

Operating temperature

-40°C to +120°C
(-40°F to +248°F)
Max ambient +121°C (+250°F)

Packaging

100 ft
Coil on Pallet

Order Fulfillment

Made to Order

Number	Hose I.D.		Hose O.D.		Operating Pressure		Min. Burst Pressure		Minimum Bend Radius		Vacuum		Weight		Length	
	mm	in	mm	in	bar	psi	bar	psi	mm	in	kPa	in/Hg	kg/m	lbs/ft	mtr	ft
EHC008-12	19.0	0.75	30	1.18	10.0	145	40	580	50	1.97	92.0	27.1	0.61	0.41	30.5	100
EHC008-16	25.4	1.00	36	1.42	10.0	145	40	580	70	2.76	92.0	27.1	0.72	0.48	30.5	100
EHC008-20	31.8	1.25	44	1.73	10.0	145	40	580	90	3.54	92.0	27.1	1.02	0.69	30.5	100
EHC008-24	38.1	1.50	51	2.01	10.0	145	40	580	110	4.33	92.0	27.1	1.36	0.91	30.5	100
EHC008-28	44.5	1.75	58	2.28	10.0	145	40	580	125	4.92	92.0	27.1	1.63	1.10	30.5	100
EHC008-32	50.8	2.00	66	2.60	10.0	145	40	580	150	5.90	92.0	27.1	2.08	1.40	30.5	100
EHC008-40	63.5	2.50	79	3.11	10.0	145	40	580	200	7.87	92.0	27.1	2.70	1.82	30.5	100
EHC008-44	70.0	2.75	86	3.39	10.0	145	40	580	250	9.84	92.0	27.1	3.01	2.02	30.5	100
EHC008-48	76.2	3.00	92	3.62	10.0	145	40	580	300	11.81	92.0	27.1	3.24	2.18	30.5	100
EHC008-64	101.6	4.00	118	4.65	10.0	145	40	580	450	17.72	92.0	27.1	4.55	3.06	30.5	100

Type of couplings

- Cam and groove
- Combination nipple
- Male NPT

Contact coupling manufacturer for other coupling recommendations including proper metal selection (stainless, aluminum, brass etc.) and attachment procedure with crimp specifications.

Suction & Discharge

EHC013

CSM



Application

- For suction and discharge of chemicals and solvents

Markets

- Chemical petroleum industry
- In-plant transfers
- Tank truck
- Paper/pulp industry
- Bulk hauling
- Oil and gas exploration

Construction

Tube High-corrosive chemical resistant CSM rubber

Reinforcement

High-tensile synthetic textile, steel helical wire and anti-static copper wire

Cover Nitrile rubber blend

Color Black

Operating temperature

-40°C to +100°C
(-40°F to +212°F)

Packaging

100 ft
Coil on Pallet

Order Fulfillment

Made to Order

Number	Hose I.D.		Hose O.D.		Operating Pressure		Min. Burst Pressure		Minimum Bend Radius		Vacuum		Weight		Length	
	mm	in	mm	in	bar	psi	bar	psi	mm	in	kPa	in/Hg	kg/m	lbs/ft	mtr	ft
EHC013-12	19.0	0.75	30	1.18	10.0	145	40	580	50	1.97	92.0	27.1	0.59	0.40	30.5	100
EHC013-16	25.4	1.00	36	1.42	10.0	145	40	580	70	2.76	92.0	27.1	0.70	0.47	30.5	100
EHC013-20	31.8	1.25	44	1.73	10.0	145	40	580	90	3.54	92.0	27.1	1.01	0.68	30.5	100
EHC013-24	38.1	1.50	51	2.01	10.0	145	40	580	110	4.33	92.0	27.1	1.35	0.91	30.5	100
EHC013-28	44.5	1.75	58	2.28	10.0	145	40	580	125	4.92	92.0	27.1	1.59	1.07	30.5	100
EHC013-32	50.8	2.00	66	2.60	10.0	145	40	580	150	5.90	92.0	27.1	2.03	1.36	30.5	100
EHC013-40	63.5	2.50	79	3.11	10.0	145	40	580	200	7.87	92.0	27.1	2.63	1.77	30.5	100
EHC013-48	76.2	3.00	92	3.62	10.0	145	40	580	250	9.84	92.0	27.1	3.19	2.14	30.5	100
EHC013-64	101.6	4.00	118	4.65	10.0	145	40	580	300	11.81	92.0	27.1	4.26	2.86	30.5	100

Type of couplings

- Cam and groove
- Combination nipple
- Male NPT

Contact coupling manufacturer for other coupling recommendations including proper metal selection (stainless, aluminum, brass etc.) and attachment procedure with crimp specifications.

Suction & Discharge

EHC034
Corrugated XLPE



Application

- For suction and discharge of chemicals and solvents

Markets

- Chemical petroleum industry
- In-plant transfers
- Tank truck
- Paper/pulp industry
- Bulk hauling
- Oil and gas exploration

Construction

Tube Standard XLPE
(cross linked Polyethylene)

Reinforcement

High tensile synthetic textile with dual steel helical wire reinforcement

Cover Corrugated green EPDM

Color Green

Operating temperature

-40°C to +80°C
(-40°F to +176°F)
Max. ambient temperature
+121°C (+250°F)

Packaging

100 ft
Coil on Pallet

Order Fulfillment

Made to Order

Number	Hose I.D.		Hose O.D.		Operating Pressure		Min. Burst Pressure		Minimum Bend Radius		Vacuum		Weight		Length	
	mm	in	mm	in	bar	psi	bar	psi	mm	in	kPa	in/Hg	kg/m	lbs/ft	mtr	ft
EHC034-32GN	50.8	2.00	66.0	2.60	14.0	203	56	812	304	11.97	92.0	27.1	1.99	1.34	30.5	100
EHC034-48GN	76.2	3.00	91.4	3.60	10.0	145	40	580	559	22.01	92.0	27.1	3.08	2.07	30.5	100
EHC034-64GN	101.6	4.00	120.0	4.72	10.0	145	40	580	660	25.98	92.0	27.1	4.60	3.09	30.5	100
EHC034-96GN	152.4	6.00	176.0	6.93	10.0	145	40	580	1016	40.00	92.0	27.1	8.57	5.76	30.5	100

Type of couplings

- Cam and groove
- Combination nipple

Contact coupling manufacturer for other coupling recommendations including proper metal selection (stainless, aluminum, brass etc.) and attachment procedure with crimp specifications.

Suction & Discharge

EHC036

UHMWE-PE

Flat Corrugated



Application

- For transfer of chemicals and solvents
- Great for use in pharmaceutical and food industry

Markets

- Chemical industry
- Pulp/paper processing
- Tank truck
- In plant transfers
- Oil and gas exploration
- Pharmaceutical industry
- Food industry

Construction

Tube UHMW-PE
Meets FDA & European requirements

Reinforcement

High tensile synthetic textile with dual steel wire helix and anti-static copper wire

Cover Weather, ozone and chemical resistant corrugated EPDM rubber

Color Blue

Certifications

EC 1935/2004, FDA CFR Title No. 21 art 176.170, and art 177.1520

Operating temperature

-40°C to +120°C
(-40°F to +250°F)

Packaging

100 ft
Coil on Pallet

Order Fulfillment

Made to Order

Number	Hose I.D.		Hose O.D.		Operating Pressure		Min. Burst Pressure		Minimum Bend Radius		Vacuum		Weight		Length	
	mm	in	mm	in	bar	psi	bar	psi	mm	in	kPa	in/Hg	kg/m	lbs/ft	mtr	ft
EHC036-16BU	25.4	1.00	37.0	1.46	16.0	232	64	928	75	2.95	92.0	27.1	0.69	0.47	30.5	100
EHC036-32BU	50.8	2.00	64.0	2.52	16.0	232	64	928	150	5.91	92.0	27.1	1.66	1.12	30.5	100
EHC036-64BU	101.6	4.00	118.0	4.65	16.0	232	64	928	300	11.81	92.0	27.1	4.21	2.83	30.5	100
EHC036-96BU	152.4	6.00	173.0	6.81	16.0	232	64	928	600	23.62	92.0	27.1	7.55	5.07	30.5	100

Type of couplings

- Cam and groove
- Combination nipple

Contact coupling manufacturer for other coupling recommendations including proper metal selection (stainless, aluminum, brass etc.) and attachment procedure with crimp specifications.

Discharge

EHC017

UHMW-PE Heavy Duty



Application

- For discharge of chemicals and solvents where electrical resistance is needed

Markets

- Chemical petroleum industry
- In-plant transfers
- Tank truck
- Paper/pulp industry
- Bulk hauling
- Oil and gas exploration

Construction

Tube UHMW-PE
Meets FDA & European requirements

Reinforcement

High-tensile synthetic textile, and anti-static copper wire

Cover EPDM rubber

Color Black

Certifications

EN12115: 2021 Type D

Operating temperature

-40°C to +80°C
(-40°F to +176°F)
Max .ambient temperature
+121°C (+250°F)

Packaging

100 ft
Coil on Pallet

Order Fulfillment

Made to Order

Number	Hose I.D.		Hose O.D.		Operating Pressure		Min. Burst Pressure		Minimum Bend Radius		Weight		Length	
	mm	in	mm	in	bar	psi	bar	psi	mm	in	kg/m	lbs/ft	mtr	ft
EHC017-12BK	19.0	0.75	31	1.22	16.0	230	64	928	125	4.92	0.55	0.37	30.5	100
EHC017-16BK	25.4	1.00	37	1.46	16.0	230	64	928	150	5.91	0.67	0.45	30.5	100
EHC017-20BK	31.8	1.25	44	1.73	16.0	230	64	928	175	6.89	1.02	0.69	30.5	100
EHC017-24BK	38.1	1.50	51	2.01	16.0	230	64	928	225	8.86	1.18	0.79	30.5	100
EHC017-32BK	50.8	2.00	67	2.64	16.0	230	64	928	275	10.83	1.68	1.13	30.5	100
EHC017-40BK	63.5	2.50	79	3.11	16.0	230	64	928	300	11.81	2.20	1.48	30.5	100
EHC017-48BK	76.2	3.00	92	3.62	16.0	230	64	928	350	13.78	2.70	1.82	30.5	100
EHC017-64BK	101.6	4.00	118	4.65	16.0	230	64	928	450	17.72	3.61	2.43	30.5	100

Type of couplings

- Cam and groove
- Combination nipple
- Male NPT

Contact coupling manufacturer for other coupling recommendations including proper metal selection (stainless, aluminum, brass etc) and attachment procedure with crimp specifications.

Discharge

EHC016

UHMW-PE Discharge



Application

- For discharge of corrosive chemicals and solvents

Markets

- Chemical petroleum industry
- In-plant transfers
- Tank truck
- Paper/pulp industry
- Bulk hauling
- Oil and gas exploration

Construction

Tube UHMW-PE

Reinforcement

High-tensile synthetic textile and anti-static copper wire

Cover EPDM rubber

Color Black (BK), Blue (BU), Green (GN)

Operating temperature

-40°C to +80°C
(-40°F to +176°F)
Max. ambient temperature
+121°C (+250°F)

Packaging

100 ft
Coil on Pallet

Order Fulfillment

Made to Order

Number	Hose I.D.		Hose O.D.		Operating Pressure		Min. Burst Pressure		Weight		Length	
	mm	in	mm	in	bar	psi	bar	psi	kg/m	lbs/ft	mtr	ft
EHC016-12GN	19.0	0.75	30	1.18	10.0	145	40	580	0.56	0.38	30.5	100
EHC016-16GN	25.4	1.00	36	1.42	10.0	145	40	580	0.66	0.44	30.5	100
EHC016-20GN	31.8	1.25	45	1.77	10.0	145	40	580	1.19	0.80	30.5	100
EHC016-24GN	38.0	1.50	51	2.01	10.0	145	40	580	1.58	1.06	30.5	100
EHC016-28GN	44.5	1.75	59	2.32	10.0	145	40	580	1.75	1.18	30.5	100
EHC016-32GN	50.8	2.00	65	2.56	10.0	145	40	580	2.23	1.50	30.5	100
EHC016-40GN	63.5	2.50	79	3.11	10.0	145	40	580	2.50	1.68	30.5	100
EHC016-44GN	70.0	2.75	86	3.39	10.0	145	40	580	2.71	1.82	30.5	100
EHC016-48GN	76.2	3.00	92	3.62	10.0	145	40	580	3.21	2.16	30.5	100
EHC016-64GN	101.6	4.00	118	4.65	10.0	145	40	580	3.77	2.53	30.5	100

Type of couplings

- Cam and groove
- Combination nipple
- Male NPT

Contact coupling manufacturer for other coupling recommendations including proper metal selection (stainless, aluminum, brass etc.) and attachment procedure with crimp specifications.

Discharge

EHC015 XLPE Heavy Duty Discharge



Application

- For discharge of chemicals and solvents where electrical resistance is needed

Markets

- Chemical petroleum industry
- In-plant transfers
- Tank truck
- Paper/pulp industry
- Bulk hauling
- Oil and gas exploration

Construction

Tube XLPE

Reinforcement

High-tensile synthetic textile, and anti-static copper wire

Cover EPDM rubber

Color Black

Certification

EN12115 XLPE Type D-M
EC 1935/2004,
FDA CFR Title No. 21 art 176.170,
and art 177.1520

Operating temperature

-40°C to +80°C
(-40°F to +176°F)
Max .ambient temperature
+121°C (+250°F)

Packaging

100 ft
Coil on Pallet

Order Fulfillment

Made to Order

Number	Hose I.D.		Hose O.D.		Operating Pressure		Min. Burst Pressure		Minimum Bend Radius		Weight		Length	
	mm	in	mm	in	bar	psi	bar	psi	mm	in	kg/m	lbs/ft	mtr	ft
EHC015-12BK	19.0	0.75	31.0	1.22	16.0	232	64.0	928	187	7.36	0.60	0.40	30.5	100
EHC015-16BK	25.4	1.00	37.0	1.46	16.0	232	64.0	928	225	8.86	0.71	0.48	30.5	100
EHC015-20BK	32.0	1.25	44.0	1.73	16.0	232	64.0	928	262	10.31	0.93	0.63	30.5	100
EHC015-24BK	38.0	1.50	51.0	2.01	16.0	232	64.0	928	338	13.31	1.19	0.80	30.5	100
EHC015-32BK	50.8	2.00	67.0	2.64	16.0	232	64.0	928	410	16.14	1.91	1.28	30.5	100
EHC015-40BK	63.5	2.50	79.0	3.11	16.0	232	64.0	928	450	17.72	2.22	1.49	30.5	100
EHC015-48BK	76.2	3.00	92.0	3.62	16.0	232	64.0	928	525	20.67	2.65	1.78	30.5	100
EHC015-64BK	101.6	4.00	118.0	4.65	16.0	232	64.0	928	675	26.57	3.65	2.45	30.5	100

Type of couplings

- Cam and groove
- Combination nipple
- Male NPT

Contact coupling manufacturer for other coupling recommendations including proper metal selection (stainless, aluminum, brass etc.) and attachment procedure with crimp specifications.

Discharge

EHC014 XLPE Discharge



Application

- For discharge of chemicals and solvents
- For discharge of petroleum products, oils and alcohol

Markets

- Chemical petroleum industry
- In-plant transfers
- Tank truck
- Paper/pulp industry
- Bulk hauling
- Oil and gas exploration

Construction

Tube XLPE

Reinforcement

High-tensile synthetic textile, and anti-static copper wire

Cover EPDM rubber

Color Green (GN), Black (BK)

Operating temperature

-40°C to +80°C
(-40°F to +176°F)
Max. ambient temperature
+121°C (+250°F)

Packaging

100 ft
Coil on Pallet

Order Fulfillment

Made to Order

Number	Hose I.D.		Hose O.D.		Operating Pressure		Min. Burst Pressure		Weight		Length	
	mm	in	mm	in	bar	psi	bar	psi	kg/m	lbs/ft	mtr	ft
EHC014-12GN	19.0	0.75	30.0	1.18	10.0	145	40.0	580	0.55	0.37	30.5	100
EHC014-16GN	25.4	1.00	36.0	1.42	10.0	145	40.0	580	0.67	0.45	30.5	100
EHC014-20GN	32.0	1.25	45.0	1.77	10.0	145	40.0	580	1.02	0.69	30.5	100
EHC014-24GN	38.0	1.50	51.0	2.01	10.0	145	40.0	580	1.18	0.79	30.5	100
EHC014-28GN	44.5	1.75	59.0	2.32	10.0	145	40.0	580	1.59	1.07	30.5	100
EHC014-32GN	50.8	2.00	65.0	2.56	10.0	145	40.0	580	1.68	1.13	30.5	100
EHC014-40GN	63.5	2.50	79.0	3.11	10.0	145	40.0	580	2.20	1.48	30.5	100
EHC014-48GN	76.2	3.00	92.0	3.62	10.0	145	40.0	580	2.70	1.82	30.5	100
EHC014-64GN	101.6	4.00	118.0	4.65	10.0	145	40.0	580	3.61	2.43	30.5	100

Type of couplings

- Cam and groove
- Combination nipple
- Male NPT

Contact coupling manufacturer for other coupling recommendations including proper metal selection (stainless, aluminum, brass etc.) and attachment procedure with crimp specifications.

Discharge

EHC010

EPDM Heavy Duty Discharge



Application

- For discharge of chemicals and solvents where electrical resistance is needed

Markets

- Chemical petroleum industry
- In-plant transfers
- Tank truck
- Paper/pulp industry
- Bulk hauling
- Oil and gas exploration

Construction

Tube EPDM

Reinforcement

High-tensile synthetic textile, and dual anti-static copper wire

Cover EPDM rubber

Color Black

Certifications

EN12115 EPDM Type D-M

Operating temperature

-40°C to +120°C
(-40°F to +248°F)
Max. ambient temperature +121°C (+250°F)

Packaging

100 ft
Coil on Pallet

Order Fulfillment

Made to Order

Number	Hose I.D.		Hose O.D.		Operating Pressure		Min. Burst Pressure		Minimum Bend Radius		Weight		Length	
	mm	in	mm	in	bar	psi	bar	psi	mm	in	kg/m	lbs/ft	mtr	ft
EHC010-12	19.0	0.75	31	1.22	16.0	232	64.0	928	125	4.92	0.63	0.42	30.5	100
EHC010-16	25.4	1.00	37	1.46	16.0	232	64.0	928	150	5.91	0.75	0.50	30.5	100
EHC010-20	32.0	1.25	44	1.73	16.0	232	64.0	928	175	6.89	0.93	0.63	30.5	100
EHC010-24	38.0	1.50	51	2.01	16.0	232	64.0	928	225	8.86	1.20	0.81	30.5	100
EHC010-32	50.8	2.00	67	2.64	16.0	232	64.0	928	275	10.83	1.94	1.30	30.5	100
EHC010-40	63.5	2.50	79	3.11	16.0	232	64.0	928	300	11.81	2.31	1.55	30.5	100
EHC010-48	76.2	3.00	92	3.62	16.0	232	64.0	928	350	13.78	2.71	1.82	30.5	100
EHC010-64	101.6	4.00	118	4.65	16.0	232	64.0	928	450	17.72	3.72	2.50	30.5	100

Type of couplings

- Cam and groove
- Combination nipple
- Male NPT

Contact coupling manufacturer for other coupling recommendations including proper metal selection (stainless, aluminum, brass etc.) and attachment procedure with crimp specifications.

Discharge

EHC007

EPDM Discharge



Application

- For discharge of chemicals and solvents where electrical resistance is needed.
- For discharge of sea and industrial water

Markets

- Chemical petroleum industry
- In-plant transfers
- Tank truck
- Paper/pulp industry
- Bulk hauling
- Oil and gas exploration

Construction

- Tube** EPDM rubber
- Reinforcement** High-tensile synthetic textile and anti-static copper wire
- Cover** EPDM rubber
- Color** Black

Operating temperature

- 40°C to +120°C (-40°F to +248°F)
- Max ambient temperature +121°C (+250°F)

Packaging

- 100 ft
- Coil on Pallet

Order Fulfillment

- Made to Order

Number	Hose I.D.		Hose O.D.		Operating Pressure		Min. Burst Pressure		Weight		Length	
	mm	in	mm	in	bar	psi	bar	psi	kg/m	lbs/ft	mtr	ft
EHC007-12	19.0	0.75	29	1.14	10.0	145	40.0	580	0.48	0.32	30.5	100
EHC007-16	25.4	1.00	35	1.38	10.0	145	40.0	580	0.60	0.40	30.5	100
EHC007-20	32.0	1.25	43	1.69	10.0	145	40.0	580	0.86	0.58	30.5	100
EHC007-24	38.0	1.50	49	1.93	10.0	145	40.0	580	0.99	0.67	30.5	100
EHC007-28	44.5	1.75	56	2.20	10.0	145	40.0	580	1.18	0.79	30.5	100
EHC007-32	50.8	2.00	64	2.52	10.0	145	40.0	580	1.55	1.04	30.5	100
EHC007-40	63.5	2.50	77	3.03	10.0	145	40.0	580	1.91	1.28	30.5	100
EHC007-44	70.0	2.75	84	3.31	10.0	145	40.0	580	2.19	1.47	30.5	100
EHC007-48	76.2	3.00	90	3.54	10.0	145	40.0	580	2.37	1.59	30.5	100
EHC007-64	101.6	4.00	116	4.57	10.0	145	40.0	580	3.11	2.09	30.5	100

Type of couplings

- Cam and groove
- Combination nipple
- Male NPT

Contact coupling manufacturer for other coupling recommendations including proper metal selection (stainless, aluminum, brass etc.) and attachment procedure with crimp specifications.

Discharge

EHC012
CSM Discharge



Application

- For discharge of chemicals and solvents where electrical resistance is needed
- For discharge of sea and industrial water

Markets

- Chemical petroleum industry
- In-plant transfers
- Tank truck
- Paper/pulp industry
- Bulk hauling
- Oil and gas exploration

Construction

Tube CSM rubber

Reinforcement

High-tensile synthetic textile, and anti-static copper wire

Cover Nitrile rubber blend

Color Black

Operating temperature

-40°C to +100°C
(-40°F to +212°F)

Packaging

100 ft
Coil on Pallet

Order Fulfillment

Made to Order

Number	Hose I.D.		Hose O.D.		Operating Pressure		Min. Burst Pressure		Weight		Length	
	mm	in	mm	in	bar	psi	bar	psi	kg/m	lbs/ft	mtr	ft
EHC012-12	19.0	0.75	29	1.14	10.0	145	40.0	580	0.45	0.32	30.5	100
EHC012-16	25.4	1.00	35	1.38	10.0	145	40.0	580	0.57	0.38	30.5	100
EHC012-20	32.0	1.25	43	1.69	10.0	145	40.0	580	0.83	0.56	30.5	100
EHC012-24	38.0	1.50	49	1.93	10.0	145	40.0	580	0.96	0.65	30.5	100
EHC012-28	44.5	1.75	56	2.20	10.0	145	40.0	580	1.13	0.76	30.5	100
EHC012-32	50.8	2.00	64	2.52	10.0	145	40.0	580	1.47	0.99	30.5	100
EHC012-40	63.5	2.50	77	3.03	10.0	145	40.0	580	1.87	1.26	30.5	100
EHC012-48	76.2	3.00	90	3.54	10.0	145	40.0	580	2.29	1.54	30.5	100
EHC012-64	101.6	4.00	116	4.57	10.0	145	40.0	580	3.16	2.12	30.5	100

Type of couplings

- Cam and groove
- Combination nipple
- Male NPT

Contact coupling manufacturer for other coupling recommendations including proper metal selection (stainless, aluminum, brass etc.) and attachment procedure with crimp specifications.

Specialty

EHT453

Agricultural Spray



Application

- Medium pressure spraying, pesticides and fertilizers

Markets

- Agriculture

Construction

Tube PVC to resist pesticides and fertilizers

Reinforcement

High-tensile synthetic textile

Cover PVC

Colors Yellow (YW), Orange (OR), Blue (BU)

Operating temperature

-10°C to +60°C
(+14°F to +140°F)

Packaging

100 ft
Coil on Pallet

Order Fulfillment

Made to Order

Number	Hose I.D.		Hose O.D.		Operating Pressure		Min. Burst Pressure		Weight		Length	
	mm	in	mm	in	bar	psi	bar	psi	kg/m	lbs/ft	mtr	ft
EHT453-05YW	8.0	0.31	14.0	0.55	50.0	725	150	2175	0.15	0.10	30.5	100
EHT453-06YW	10.0	0.39	17.0	0.67	50.0	725	150	2175	0.20	0.13	30.5	100
EHT453-08YW	12.7	0.50	20.0	0.79	50.0	725	150	2175	0.27	0.18	30.5	100

Type of couplings

- Barbed inserts

Contact coupling manufacturer for other coupling recommendations including proper metal selection (stainless, aluminum, brass etc.) and attachment procedure with crimp specifications.

Specialty

EHT454

Agricultural Spray



Application

- Medium pressure spraying, pesticides and fertilizers

Markets

- Agriculture

Construction

Tube PVC to resist pesticides and fertilizers

Reinforcement

High-tensile synthetic textile

Cover PVC

Colors Yellow (YW), Orange (OR), Blue (BU)

Operating temperature

-10°C to +60°C
(+14°F to +140°F)

Packaging

100 ft
Coil on Pallet

Order Fulfillment

Made to Order

Number	Hose I.D.		Hose O.D.		Operating Pressure		Min. Burst Pressure		Weight		Length	
	mm	in	mm	in	bar	psi	bar	psi	kg/m	lbs/ft	mtr	ft
EHT454-05YW	8.0	0.31	15.0	0.59	80.0	1160	240	3480	0.18	0.12	30.5	100
EHT454-06YW	10.0	0.39	18.0	0.71	80.0	1160	240	3480	0.24	0.16	30.5	100
EHT454-08YW	12.7	0.50	21.0	0.73	80.0	1160	240	3480	0.31	0.21	30.5	100

Type of couplings

- Barbed inserts

Contact coupling manufacturer for other coupling recommendations including proper metal selection (stainless, aluminum, brass etc.) and attachment procedure with crimp specifications.

Specialty

EHT455
Agricultural Spray



Application

- High pressure spraying, pesticides and fertilizers

Markets

- Agriculture

Construction

Tube PVC to resist pesticides and fertilizers

Reinforcement

High-tensile synthetic textile

Cover PVC

Colors Orange (OR), Blue (BU)

Operating temperature

-10°C to +60°C
(+14°F to +140°F)

Packaging

100 ft
Coil on Pallet

Order Fulfillment

Made to Order

Number	Hose I.D.		Hose O.D.		Operating Pressure		Min. Burst Pressure		Weight		Length	
	mm	in	mm	in	bar	psi	bar	psi	kg/m	lbs/ft	mtr	ft
EHT455-05OR	8.0	0.31	15.0	0.59	100.0	1450	300	4350	0.19	0.12	30.5	100
EHT455-06OR	10.0	0.39	18.0	0.71	100.0	1450	300	4350	0.25	0.16	30.5	100
EHT455-08OR	12.7	0.50	21.0	0.73	100.0	1450	300	4350	0.32	0.22	30.5	100

Type of couplings

- Barbed inserts

Contact coupling manufacturer for other coupling recommendations including proper metal selection (stainless, aluminum, brass etc.) and attachment procedure with crimp specifications.

Specialty

EHT451

Agricultural Spray



Application

- Low pressure spraying, pesticides and fertilizers

Markets

- Agriculture

Construction

Tube PVC to resist pesticides and fertilizers

Reinforcement

High-tensile synthetic textile

Cover PVC

Color Blue

Operating temperature

-10°C to +60°C
(+14°F to +140°F)

Packaging

- 100 ft
- Carton Box -05
- Reel -06, -08, -10, -12
- Coil on Pallet -16

Order Fulfillment

Made to Order

Number	Hose I.D.		Hose O.D.		Operating Pressure		Min. Burst Pressure		Weight		Length	
	mm	in	mm	in	bar	psi	bar	psi	kg/m	lbs/ft	mtr	ft
EHT451-05BU	7.9	0.31	13.0	0.51	20.0	290	60	870	0.12	0.08	30.5	100
EHT451-06BU	9.5	0.38	15.0	0.59	20.0	290	60	870	0.14	0.09	30.5	100
EHT451-08BU	12.7	0.50	19.0	0.75	20.0	290	60	870	0.22	0.15	30.5	100
EHT451-10BU	16.0	0.62	23.0	0.91	20.0	290	60	870	0.29	0.19	30.5	100
EHT451-12BU	19.0	0.75	26.0	1.02	20.0	290	60	870	0.35	0.24	30.5	100
EHT451-16BU	25.4	1.00	33.5	1.32	20.0	290	60	870	0.53	0.36	30.5	100

Type of couplings

- Barbed inserts

Contact coupling manufacturer for other coupling recommendations including proper metal selection (stainless, aluminum, brass etc.) and attachment procedure with crimp specifications.

Specialty

EHT452
Agricultural Spray



Application

- Medium pressure spraying pesticides and fertilizers

Markets

- Agriculture

Construction

Tube PVC to resist pesticides and fertilizers

Reinforcement

High-tensile synthetic textile

Cover PVC

Color Blue

Operating temperature

-10°C to +60°C
(+14°F to +140°F)

Packaging

100 ft
Carton Box -05, -06, -08, -10, -12
Coil on Pallet -16

Order Fulfillment

Made to Order

Number	Hose I.D.		Hose O.D.		Operating Pressure		Min. Burst Pressure		Weight		Length	
	mm	in	mm	in	bar	psi	bar	psi	kg/m	lbs/ft	mtr	ft
EHT452-05BU	8.0	0.31	14.0	0.55	40.0	580	120	1740	0.14	0.09	30.5	100
EHT452-06BU	10.0	0.39	16.0	0.63	40.0	580	120	1740	0.18	0.12	30.5	100
EHT452-08BU	12.7	0.50	20.0	0.79	40.0	580	120	1740	0.28	0.18	30.5	100
EHT452-10BU	15.9	0.62	24.0	0.94	40.0	580	120	1740	0.35	0.24	30.5	100
EHT452-12BU	19.0	0.75	28.0	1.10	40.0	580	120	1740	0.46	0.31	30.5	100
EHT452-16BU	25.4	1.00	35.0	1.38	40.0	580	120	1740	0.64	0.43	30.5	100

Type of couplings

- Barbed inserts

Contact coupling manufacturer for other coupling recommendations including proper metal selection (stainless, aluminum, brass etc.) and attachment procedure with crimp specifications.



Food & Beverage

Made to Order





Food & Beverage

Food Suction & Discharge Page

EHF002 Lemur L-6



Application Suction & discharge of milk, vegetable oil and beverages
 Certification Meets FDA & European requirements
 Tube Vegetable oil resistant NBR, FDA compliant
 Reinforcement High-tensile synthetic textile with a single steel helical wire
 Cover Oil, weather, ozone, and abrasion resistant NBR rubber blend
 Temp -40°C to +80°C, (-40°F to +176°F)
 Pressure 10 bar / 145 psi

EHF018 Milk L-7



Application Suction & discharge of milk
 Certification Meets FDA & European requirements
 Tube Vegetable oil-resistant NBR rubber
 Reinforcement High-tensile synthetic textile with steel helical wire
 Cover NBR rubber blend
 Temp -40°C to +80°C, (-40°F to +176°F)
 Pressure 6 bar / 87 psi

EHF010 Non-Oily Liquid Food L-8



Application Suction & discharge of non-oily food, such as water, fruit juices, etc.
 Certification Meets FDA & European requirements
 Tube SBR rubber blend
 Reinforcement High-tensile synthetic textile with steel helical wire
 Cover SBR rubber blend
 Temp -40°C to +80°C, (-40°F to +176°F)
 Pressure 7 bar / 100 psi

EHF011 Non-Oily Liquid Food L-9



Application Suction & discharge of non-oily food, such as water, fruit juices, etc.
 Certification Meets FDA & European requirements
 Tube SBR rubber blend
 Reinforcement High-tensile synthetic textile with steel helical wire
 Cover SBR rubber blend
 Temp -40°C to +80°C, (-40°F to +176°F)
 Pressure 10 bar / 145 psi


Food Discharge Page

EHF001 Liquid Food Discharge L-10



Application Discharge of milk, vegetable oil and beverages
 Certification Meets FDA & European requirements
 Tube Vegetable oil-resistant NBR rubber
 Reinforcement High-tensile synthetic textile
 Cover NBR rubber blend
 Temp -40°C to +80°C, (-40°F to +176°F)
 Pressure 10 bar / 145 psi

EHF017 Milk Discharge L-11



Application Discharge of milk
 Certification Meets FDA & European requirements
 Tube Vegetable oil-resistant NBR rubber
 Reinforcement High-tensile synthetic textile
 Cover NBR rubber blend
 Temp -40°C to +80°C, (-40°F to +176°F)
 Pressure 6 bar / 87 psi

EHF008 Non-Oily Liquid Food Discharge L-12



Application Discharge of non-oily food, such as water, fruit juices, etc.
 Certification Meets FDA & European requirements
 Tube SBR rubber blend
 Reinforcement High-tensile synthetic textile
 Cover SBR rubber blend
 Temp -40°C to +80°C, (-40°F to +176°F)
 Pressure 7 bar / 100 psi

EHF009 Non-Oily Liquid Food Discharge L-13




Application Discharge of non-oily food, such as water, fruit juices, etc.
 Certification Meets FDA & European requirements
 Tube SBR rubber blend
 Reinforcement High-tensile synthetic textile
 Cover SBR rubber blend
 Temp -40°C to +80°C, (-40°F to +176°F)
 Pressure 10.5 bar / 150 psi



Beverage Suction & Discharge Page

EHF021	UHMW-PE Flat Corrugated Alcohol	L-14
		
Application	Suction & discharge of food containing high percentage of alcohol	
Certification	Meets FDA & European requirements	
Tube	UHMW-PE	
Reinforcement	High-tensile synthetic textile with steel helical wire	
Cover	Flat corrugated EPDM rubber	
Temp	-40°C to +80°C, (-40°F to +176°F)	
Pressure	10 bar / 145 psi	
EHF020	UHMW-PE Alcohol	L-15
		
Application	Suction & discharge of food containing high percentage of alcohol	
Certification	Meets FDA & European requirements	
Tube	UHMW-PE	
Reinforcement	High-tensile synthetic textile with steel helical wire	
Cover	EPDM rubber	
Temp	-40°C to +80°C, (-40°F to +176°F)	
Pressure	10 bar / 145 psi	
EHB502	Light Duty Beer/Wine EPDM	L-16
		
Application	Suction & discharge of mineral water, beer, juices, wine & liquor	
Certification	Meets FDA & European requirements	
Tube	EPDM rubber	
Reinforcement	High-tensile synthetic textile with steel helical wire	
Cover	EPDM rubber	
Temp	-40°C to +120°C, (-40°F to +248°F)	
Pressure	7 bar / 100 psi	
EHB503	Medium Duty Beer/Wine EPDM	L-17
		
Application	Suction & discharge of mineral water, beer, juices, wine & liquor	
Certification	Meets FDA & European requirements	
Tube	EPDM rubber	
Reinforcement	High-tensile synthetic textile with steel helical wire	
Cover	EPDM rubber	
Temp	-40°C to +120°C, (-40°F to +248°F)	
Pressure	10 bar / 145 psi	

EHF007 Potable Water Heavy Duty Hard Wall Page

EHF007	Potable Water Heavy Duty Hard Wall	L-18
		
Application	Suction & discharge of potable water	
Certifications	Meets FDA & European requirements	
Tube	Food quality SBR blend	
Reinforcement	High-tensile synthetic textile with steel helical wire	
Cover	EPDM rubber	
Temp	-30°C to +70°C, (-22°F to +158°F)	
Pressure	16 bar / 232 psi	
EHF005	Potable Water	L-19
		
Application	Suction & discharge of potable water	
Certifications	Meets FDA & European requirements	
Tube	NBR rubber	
Reinforcement	High-tensile synthetic textile with steel helical wire	
Cover	NBR rubber blend	
Temp	-40°C to +70°C, (-40°F to +158°F)	
Pressure	10 bar / 145 psi	
EHT200	Bosphorus Steel Spiral	L-20
		
Application	Suction & delivery of water, mineral, fruit juices, liquids, etc.	
Tube	Transparent plasticized PVC	
Reinforcement	Shock resistant galvanized steel spiral wire	
Temp	-5°C to +60°C, (+23°F to +140°F)	
Pressure	2-7 bar / 29-100 psi	



Beverage Discharge

Page

Page

EHF019 UHMW-PE Alcohol Transfer L-21



Application Discharge of food containing high percentage of alcohol
 Certification Meets FDA & European requirements
 Tube UHMW-PE
 Reinforcement High-tensile synthetic textile
 Cover EPDM rubber
 Temp -40°C to +80° C, (-40°F to +176°F)
 Pressure 10 bar / 145 psi

EHB500 Light Duty Beer/Wine EPDM L-22



Application Discharge of beverages; mineral water, beer, juices, wine & liquor
 Certification Meets FDA & European requirements
 Tube EPDM rubber
 Reinforcement High-tensile synthetic textile
 Cover EPDM rubber
 Temp -40°C to +120°C, (-40°F to +248°F)
 Pressure 7 bar / 100 psi

EHB501 Medium Duty Beer/Wine EPDM L-23



Application Discharge of beverages; mineral water, beer, juices, wine & liquor
 Certification Meets FDA & European requirements
 Tube EPDM rubber
 Reinforcement High-tensile synthetic textile
 Cover EPDM rubber
 Temp -40°C to +120°C, (-40°F to +248°F)
 Pressure 10 bar / 145 psi

EHF004 Potable Water Discharge L-24



Application Discharge of potable water
 Certification Meets FDA & European requirements
 Tube NBR blend
 Reinforcement High-tensile synthetic textile
 Cover NBR Rubber blend
 Temp -40°C to +70°C, (-40°F to +158°F)
 Pressure 10 bar / 145 psi

EHF006 Potable Water Softwall L-25



Application Low pressure discharge of potable water
 Certification Meets FDA & European requirements
 Tube SBR blend
 Reinforcement High-tensile synthetic textile
 Cover EPDM rubber
 Temp -30°C to +70°C, (-22°F to +158°F)
 Pressure 8-10 bar / 115-145 psi

H285 Clearforce R L-26



Application For food and beverage dispensing; conveying fertilizer & pesticides
 Certification NSF-51 certified, FDA compliant
 Tube Clear PVC
 Reinforcement 2-spiral fiber
 Cover Clear PVC
 Temp Max temperature +66°C (+150°F)
 Pressure 5-17.2 bar / 75-250 psi



Dry Bulk Suction & Discharge

Page

EHF016	Channeled Bulk	L-27
		
Application	Suction & discharge bulk abrasive products; sugar, flour, milk powder & granules	
Certification	Meets FDA & European requirements	
Tube	SBR rubber blend	
Reinforcement	High-tensile synthetic textile with steel helical wire and anti-static copper wire	
Cover	Channeled SBR rubber blend	
Temp	-40°C to +80°C, (-40°F to +176°F)	
Pressure	10 bar / 145 psi	


EHF014	Corrugated Bulk	L-28
		
Application	Suction & discharge bulk abrasive products; sugar, flour, milk powder & granules	
Certification	Meets FDA & European requirements	
Tube	SBR rubber blend	
Reinforcement	High-tensile synthetic textile with steel helical wire and anti-static copper wire	
Cover	Corrugated SBR rubber blend	
Temp	-40°C to +80°C, (-40°F to +176°F)	
Pressure	10 bar / 145 psi	

EHF015	Flat Corrugated Bulk	L-29
		
Application	Suction & discharge bulk abrasive products; sugar, flour, milk powder & granules	
Certification	Meets FDA & European requirements	
Tube	Non-toxic, abrasion resistant SBR rubber blend	
Reinforcement	High-tensile synthetic textile with steel helical wire and anti-static copper wire	
Cover	Flat corrugated SBR rubber blend	
Temp	-40°C to +80°C, (-40°F to +176°F)	
Pressure	10 bar / 145 psi	

EHF013	Bulk Heavy Duty	L-30
		
Application	Suction & discharge bulk abrasive products; sugar, flour, milk powder & granules	
Certification	Meets FDA & European requirements	
Tube	SBR rubber blend	
Reinforcement	High-tensile synthetic textile with steel helical wire and anti-static copper wire	
Cover	SBR rubber blend	
Temp	-40°C to +80°C, (-40°F to +176°F)	
Pressure	10 bar / 145 psi	


Dry Bulk Discharge

Page

EHF012	Bulk Heavy Duty	L-31
		
Application	Discharge of bulk abrasive material for food industry	
Certification	Meets FDA & European requirements	
Tube	SBR rubber blend	
Reinforcement	High-tensile synthetic textile and anti-static copper wire	
Cover	SBR rubber blend	
Temp	-40°C to +80°C, (-40°F to +176°F)	
Pressure	10 bar / 145 psi	

EHF022	Flat Bulk Light Duty	L-32
		
Application	Discharge of bulk abrasive material for food industry	
Certification	Meets FDA & European requirements	
Tube	SBR rubber blend	
Reinforcement	High-tensile synthetic textile and anti-static copper wire	
Cover	SBR rubber blend	
Temp	-40°C to +70°C, (-40°F to +158°F)	
Pressure	5 bar / 73 psi	

Cleaning Service

EHF003	Dairy Washdown	L-33
		
Application	Cleaning in food processing facilities	
Certifications	EC 1935/2004 & EC2023/2006, FDA compliant	
Tube	Synthetic rubber	
Reinforcement	High-tensile synthetic textile	
Cover	EPDM rubber	
Temp	-40°C to +165°C, (-40°F to +329°F)	
Pressure	7 bar / 100 psi	



Food Suction & Discharge



EHF002

Lemur



Application

- For suction and discharge of milk, vegetable oil and beverages

Markets

- Food processing
- Tank truck
- Dairy processing
- Milk processing

Construction

Tube Vegetable oil-resistant food-grade NBR rubber
Meets FDA and European requirements

Reinforcement

High-tensile synthetic textile with a single steel helical wire

Cover Oil, abrasion, ozone, and weather resistant NBR rubber blend

Color Gray (GY), Red (RD), Black (BK), Blue (BU)

Certification

Regulation EC 1935/2004, EC 2023/2006,
FDA regulation CFR title No.21 art
177.2600

Operating temperature

-40°C to +80°C
(-40°F to +176°F)

Packaging

100 ft
Coil on Pallet

Order Fulfillment

Made to Stock
Made to Order

Number	Hose I.D.		Hose O.D.		Operating Pressure		Min. Burst Pressure		Minimum Bend Radius		Vacuum		Weight		Length	
	mm	in	mm	in	bar	psi	bar	psi	mm	in	kPa	in/Hg	kg/m	lbs/ft	mtr	ft
EHF002-24GY-100	38.1	1.50	52.0	2.06	10.0	145	30	435	120	4.72	92.0	28	1.65	1.11	30.5	100
EHF002-32GY-100	50.8	2.00	66.0	2.60	10.0	145	30	435	160	6.30	92.0	28	2.29	1.54	30.5	100
EHF002-40GY-100	63.5	2.50	78.5	3.09	10.0	145	30	435	280	11.02	92.0	28	2.80	1.88	30.5	100
EHF002-48GY-100	76.2	3.00	93.0	3.66	10.0	145	30	435	360	14.17	92.0	28	3.74	2.51	30.5	100
EHF002-64GY-100	101.6	4.00	118.5	4.67	10.0	145	30	435	450	17.72	92.0	28	4.73	3.18	30.5	100

Type of couplings

- Cam and groove
- Combination nipple

Contact coupling manufacturer for attachment procedure and other coupling recommendations

Food Suction & Discharge

EHF018 Milk



Application

- For suction and discharge of milk
- For use in tank truck

Markets

- Food processing
- Tank truck
- Dairy processing
- Milk processing

Construction

Tube White non-toxic, taste and odor free
NBR rubber
Meets FDA and European requirements

Reinforcement

High-tensile synthetic textile with steel helical wire

Cover Oil, abrasion, ozone, and weather resistant, NBR rubber blend

Colors Blue (BU), Black (BK), Red (RD)

Certifications

Regulation EC 1935/2004, EC 2023/2006,
FDA regulation CFR title No.21 art
177.2600

Operating temperature

-40°C to +80°C
(-40°F to +176°F)

Packaging

100 ft
Coil on Pallet

Order Fulfillment

Made to Order

Number	Hose I.D.		Hose O.D.		Operating Pressure		Min. Burst Pressure		Minimum Bend Radius		Vacuum		Weight		Length	
	mm	in	mm	in	bar	psi	bar	psi	mm	in	kPa	in/Hg	kg/m	lbs/ft	mtr	ft
EHF018-12BU	19.0	0.75	29.0	1.14	6.0	87	18.0	261	60	2.36	92.0	28	0.62	0.42	30.5	100
EHF018-16BU	25.4	1.00	36.0	1.42	6.0	87	18.0	261	85	3.35	92.0	28	0.81	0.57	30.5	100
EHF018-20BU	32.0	1.25	43.0	1.69	6.0	87	18.0	261	105	4.13	92.0	28	1.06	0.71	30.5	100
EHF018-24BU	38.0	1.50	49.0	1.93	6.0	87	18.0	261	125	4.92	92.0	28	1.36	0.91	30.5	100
EHF018-28BU	44.5	1.75	56.0	2.20	6.0	87	18.0	261	150	5.91	92.0	28	1.66	1.12	30.5	100
EHF018-32BU	50.8	2.00	62.5	2.46	6.0	87	18.0	261	170	6.69	92.0	28	1.87	1.26	30.5	100
EHF018-40BU	63.5	2.50	74.5	2.93	6.0	87	18.0	261	200	7.87	92.0	28	2.19	1.47	30.5	100
EHF018-48BU	76.2	3.00	89.0	3.50	6.0	87	18.0	261	380	14.96	92.0	28	3.08	2.07	30.5	100
EHF018-64BU	101.6	4.00	115.0	4.53	6.0	87	18.0	261	500	19.68	92.0	28	4.28	2.88	30.5	100

Type of couplings

- Cam and groove
- Combination nipple

Contact coupling manufacturer for attachment procedure and other coupling recommendations

Food Suction & Discharge

EHF010

Non-Oily Liquid Food



Application

- For suction and discharge of non-oily liquid food, such as water, fruit juices, wine, etc.

Markets

- Food processing
- Tank truck
- Dairy processing
- Milk processing

Construction

Tube White, non-toxic SBR rubber blend
Meets FDA & European requirements

Reinforcement

High-tensile synthetic textile with steel helical wire

Cover Abrasion, ozone, and weather resistant SBR rubber blend

Colors Blue (BU), Black (BK), Red (RD)

Certification

Regulation EC 1935/2004,
EC 2023/2006, FDA Regulation CFR
title No.21 art 177.2600

Operating temperature

-40°C to +80°C
(-40°F to +176°F)
110°C (230°F) intermittent

Packaging

100 ft
Coil on Pallet

Order Fulfillment

Made to Order

Number	Hose I.D.		Hose O.D.		Operating Pressure		Min. Burst Pressure		Minimum Bend Radius		Vacuum		Weight		Length	
	mm	in	mm	in	bar	psi	bar	psi	mm	in	kPa	in/Hg	kg/m	lbs/ft	mtr	ft
EHF010-12BU	19.0	0.75	29.0	1.14	7.0	100	20.7	300	50	1.97	94.8	28	0.65	0.44	30.5	100
EHF010-16BU	25.4	1.00	36.0	1.42	7.0	100	20.7	300	70	2.76	94.8	28	0.84	0.56	30.5	100
EHF010-20BU	31.8	1.25	43.0	1.69	7.0	100	20.7	300	85	3.35	94.8	28	1.10	0.74	30.5	100
EHF010-24BU	38.1	1.50	49.0	1.93	7.0	100	20.7	300	100	3.94	94.8	28	1.42	0.95	30.5	100
EHF010-28BU	44.5	1.75	56.0	2.20	7.0	100	20.7	300	120	4.72	94.8	28	1.70	1.14	30.5	100
EHF010-32BU	50.8	2.00	62.5	2.46	7.0	100	20.7	300	140	5.51	94.8	28	1.91	1.28	30.5	100
EHF010-40BU	63.5	2.50	74.5	2.93	7.0	100	20.7	300	250	9.84	94.8	28	2.23	1.50	30.5	100
EHF010-48BU	76.2	3.00	89.0	3.50	7.0	100	20.7	300	310	12.20	94.8	28	3.01	2.02	30.5	100
EHF010-64BU	101.6	4.00	115.0	4.53	7.0	100	20.7	300	420	16.54	94.8	28	4.17	2.80	30.5	100

Type of couplings

- Cam and groove

Contact coupling manufacturer for attachment procedure and other coupling recommendations

Food Suction & Discharge

EHF011

Non-Oily Liquid Food



Application

- For suction and discharge of non-oily liquid food, such as water, fruit juices, wine, etc.

Markets

- Food processing
- Tank truck
- Dairy processing
- Milk processing

Construction

Tube White, non-toxic SBR rubber blend
Meets FDA & European requirements

Reinforcement

High-tensile synthetic textile with steel helical wire

Cover Abrasion, ozone, and weather resistant SBR rubber blend

Colors Blue (BU), Black (BK), Red (RD)

Certifications

Regulation EC 1935/2004,
EC 2023/2006, FDA Regulation CFR
title No.21 art 177.2600

Operating temperature

-40°C to +80°C
(-40°F to +176°F)
+110°C (-230°F) Intermittent

Packaging

100 ft
Coil on Pallet

Order Fulfillment

Made to Order

Number	Hose I.D.		Hose O.D.		Operating Pressure		Min. Burst Pressure		Minimum Bend Radius		Vacuum		Weight		Length	
	mm	in	mm	in	bar	psi	bar	psi	mm	in	kPa	in/Hg	kg/m	lbs/ft	mtr	ft
EHF011-12BU	19.0	0.75	30.0	1.18	10.0	145	30.0	435	60	2.36	94.8	28	0.63	0.42	30.5	100
EHF011-16BU	25.4	1.00	37.0	1.46	10.0	145	30.0	435	75	2.95	94.8	28	0.81	0.54	30.5	100
EHF011-20BU	31.8	1.25	44.0	1.73	10.0	145	30.0	435	95	3.74	94.8	28	1.06	0.71	30.5	100
EHF011-24BU	38.1	1.50	51.0	2.01	10.0	145	30.0	435	110	4.33	94.8	28	1.34	0.90	30.5	100
EHF011-28BU	44.5	1.75	57.5	2.26	10.0	145	30.0	435	130	5.12	94.8	28	1.53	1.03	30.5	100
EHF011-32BU	50.8	2.00	65.0	2.56	10.0	145	30.0	435	150	5.91	94.8	28	1.87	1.26	30.5	100
EHF011-40BU	63.5	2.50	77.5	3.05	10.0	145	30.0	435	280	11.02	94.8	28	2.29	1.54	30.5	100
EHF011-48BU	76.2	3.00	92.0	3.62	10.0	145	30.0	435	340	13.39	94.8	28	2.98	2.00	30.5	100
EHF011-64BU	101.6	4.00	117.5	4.63	10.0	145	30.0	435	450	17.72	94.8	28	3.94	2.64	30.5	100

Type of couplings

- Cam and groove

Contact coupling manufacturer for attachment procedure and other coupling recommendations

Food Discharge

EHF001

Liquid Food



Application

- Discharge of milk, vegetable oil and beverages

Markets

- Food transfer
- Food tank truck
- Dairy processing

Construction

Tube White non-toxic, taste & odor-free, vegetable oil-resistant NBR rubber
Meets FDA and European requirements

Reinforcement

High-tensile synthetic textile

Cover Oil, abrasion, ozone, and weather resistant NBR rubber blend

Colors Blue (BU), Black (BK), Red (RD)

Certifications

Regulation EC 1935/2004, EC2023/2006,
FDA Regulation CFR title No.21 art
177.2600

Operating temperature

-40°C to +80°C
(-40°F to +176°F)

Packaging

100 ft
Coil on Pallet

Order Fulfillment

Made to Order

Number	Hose I.D.		Hose O.D.		Operating Pressure		Min. Burst Pressure		Weight		Length	
	mm	in	mm	in	bar	psi	bar	psi	kg/m	lbs/ft	mtr	ft
EHF001-12BU	19.0	0.75	30.0	1.18	10.0	145	30.0	435	0.61	0.41	30.5	100
EHF001-16BU	25.4	1.00	37.0	1.46	10.0	145	30.0	435	0.79	0.53	30.5	100
EHF001-20BU	31.8	1.25	44.0	1.73	10.0	145	30.0	435	1.05	0.71	30.5	100
EHF001-24BU	38.1	1.50	51.0	2.00	10.0	145	30.0	435	1.31	0.88	30.5	100
EHF001-28BU	44.5	1.75	57.5	2.26	10.0	145	30.0	435	1.51	1.02	30.5	100
EHF001-32BU	50.8	2.00	65.0	2.56	10.0	145	30.0	435	1.84	1.24	30.5	100
EHF001-40BU	63.5	2.50	77.5	3.05	10.0	145	30.0	435	2.27	1.53	30.5	100
EHF001-48BU	76.2	3.00	92.0	3.62	10.0	145	30.0	435	2.93	1.97	30.5	100
EHF001-64BU	101.6	4.00	117.5	4.63	10.0	145	30.0	435	3.83	2.57	30.5	100

Type of couplings

- Cam and groove
- Combination nipple

Contact coupling manufacturer for attachment procedure and other coupling recommendations

Food Discharge

EHF017

Milk Discharge



Application

- For discharge of milk

Markets

- Food transfer
- Food tank truck
- Dairy processing

Construction

Tube White non-toxic, taste & odor-free, vegetable oil-resistant NBR rubber
Meets FDA and European requirements

Reinforcement

High-tensile synthetic textile

Cover Oil, abrasion, ozone, and weather resistant, NBR rubber blend

Colors Blue (BU), Black (BK), Red (RD)

Certifications

Regulation EC 1935/2004, EC2023/2006,
FDA Regulation CFR title No.21 art
177.2600

Operating temperature

-40°C to +80°C
(-40°F to +176°F)

Packaging

100 ft
Coil on Pallet

Order Fulfillment

Made to Order

Number	Hose I.D.		Hose O.D.		Operating Pressure		Min. Burst Pressure		Minimum Bend Radius		Weight		Length	
	mm	in	mm	in	bar	psi	bar	psi	mm	in	kg/m	lbs/ft	mtr	ft
EHF017-12BU	19.0	0.75	28.5	1.22	6.0	87	18.0	261	190	7.48	0.51	0.34	30.5	100
EHF017-16BU	25.4	1.00	35.0	1.38	6.0	87	18.0	261	254	10.00	0.64	0.43	30.5	100
EHF017-20BU	32.0	1.25	43.0	1.69	6.0	87	18.0	261	320	12.60	0.96	0.65	30.5	100
EHF017-24BU	38.1	1.50	49.0	1.93	6.0	87	18.0	261	380	14.96	1.13	0.76	30.5	100
EHF017-28BU	44.5	1.75	55.5	2.19	6.0	87	18.0	261	445	17.52	1.30	0.87	30.5	100
EHF017-32BU	50.8	2.00	62.0	2.44	6.0	87	18.0	261	510	20.28	1.49	1.00	30.5	100
EHF017-40BU	63.5	2.50	75.0	2.95	6.0	87	18.0	261	635	25.00	1.80	1.21	30.5	100
EHF017-48BU	76.2	3.00	89.0	3.50	6.0	87	18.0	261	762	30.00	2.32	1.56	30.5	100
EHF017-64BU	101.6	4.00	115.0	4.53	6.0	87	18.0	261	1016	40.00	3.18	2.14	30.5	100

Type of couplings

- Cam and groove
- Combination nipple

Contact coupling manufacturer for attachment procedure and other coupling recommendations

Food Discharge

EHF008

Non-Oily Liquid Food Discharge



Application

- For discharge of non-oily liquid food, such as water, fruit juices, etc.

Markets

- Food processing
- Tank truck

Construction

Tube White non-toxic, taste & odor-free SBR rubber blend
Meets FDA and European requirements

Reinforcement

High-tensile synthetic textile

Cover Abrasion, ozone, and weather resistant SBR rubber blend

Colors Blue (BU), Black (BK), Red (RD)

Certifications

Regulation EC 1935/2004,
EC2023/2006, FDA Regulation
CFR title No.21 art 177.2600

Operating temperature

-40°C to +80°C
(-40°F to +176°F)

Packaging

100 ft
Coil on Pallet

Order Fulfillment

Made to Order

Number	Hose I.D.		Hose O.D.		Operating Pressure		Min. Burst Pressure		Minimum Bend Radius		Weight		Length	
	mm	in	mm	in	bar	psi	bar	psi	mm	in	kg/m	lbs/ft	mtr	ft
EHF008-12BU	19.0	0.75	28.5	1.12	7.0	100	18.0	261	190	7.83	0.53	0.36	30.5	100
EHF008-16BU	25.4	1.00	35.0	1.38	7.0	100	18.0	261	254	10.00	0.68	0.46	30.5	100
EHF008-20BU	31.8	1.25	43.0	1.69	7.0	100	18.0	261	320	12.60	0.99	0.67	30.5	100
EHF008-24BU	38.1	1.50	49.0	1.93	7.0	100	18.0	261	380	14.96	1.14	0.77	30.5	100
EHF008-28BU	44.5	1.75	55.5	2.19	7.0	100	18.0	261	445	17.52	1.32	0.89	30.5	100
EHF008-32BU	50.8	2.00	62.0	2.44	7.0	100	18.0	261	510	20.28	1.51	1.02	30.5	100
EHF008-40BU	63.5	2.50	75.0	2.95	7.0	100	18.0	261	635	25.00	1.87	1.26	30.5	100
EHF008-48BU	76.2	3.00	89.0	3.50	7.0	100	18.0	261	762	30.00	2.42	1.63	30.5	100
EHF008-64BU	101.6	4.00	115.0	4.53	7.0	100	18.0	261	1016	40.00	3.32	2.23	30.5	100

Type of couplings

- Cam and groove
- Combination nipple

Contact coupling manufacturer for attachment procedure and other coupling recommendations

Food Discharge

EHF009

Non-Oily Liquid Food Discharge



Application

- For discharge of non-oily liquid food, such as water, fruit juices, etc.

Markets

- Food processing
- Tank truck

Construction

Tube White non-toxic, taste & odor-free SBR rubber blend
Meets FDA and European requirements

Reinforcement

High-tensile synthetic textile

Cover Abrasion, ozone, and weather resistant SBR rubber blend

Colors Blue (BU), Black (BK), Red (RD)

Certifications

Regulation EC 1935/2004, EC2023/2006,
FDA Regulation
CFR title No.21 art 177.2600

Operating temperature

-40°C to +80°C
(-40°F to +176°F)

Packaging

100 ft
Coil on Pallet

Order Fulfillment

Made to Order

Number	Hose I.D.		Hose O.D.		Operating Pressure		Min. Burst Pressure		Weight		Length	
	mm	in	mm	in	bar	psi	bar	psi	kg/m	lbs/ft	mtr	ft
EHF009-12BU	19.0	0.75	30.0	1.18	10.0	145	30.0	435	0.63	0.42	30.5	100
EHF009-16BU	25.4	1.00	37.0	1.46	10.0	145	30.0	435	0.81	0.54	30.5	100
EHF009-20BU	31.8	1.25	44.0	1.73	10.0	145	30.0	435	1.06	0.71	30.5	100
EHF009-24BU	38.1	1.50	51.0	2.01	10.0	145	30.0	435	1.34	0.90	30.5	100
EHF009-28BU	44.5	1.75	57.5	2.26	10.0	145	30.0	435	1.53	1.03	30.5	100
EHF009-32BU	50.8	2.00	65.0	2.56	10.0	145	30.0	435	1.87	1.26	30.5	100
EHF009-40BU	63.5	2.50	77.5	3.05	10.0	145	30.0	435	2.29	1.54	30.5	100
EHF009-48BU	76.2	3.00	92.0	3.62	10.0	145	30.0	435	2.98	2.00	30.5	100
EHF009-64BU	101.6	4.00	117.5	4.63	10.0	145	30.0	435	3.94	2.65	30.5	100

Type of couplings

- Cam and groove
- Combination nipple

Contact coupling manufacturer for attachment procedure and other coupling recommendations

Beverage Suction & Discharge

EHF021

UHMW-PE Flat Corrugated Alcohol



Application

- For suction and discharge of food and beverage containing high percentage of alcohol

Markets

- Breweries
- Distilleries
- Food processing

Construction

- Tube** White non-toxic, taste & odor-free
UHMW-PE
Meets FDA and European requirements

Reinforcement

High-tensile synthetic textile with steel helical wire and anti-static wire

- Cover** Flat corrugated EPDM rubber

- Color** Red (RD) , Blue (BU), Black (BK)

Certifications

Regulation EC 1935/2004,
FDA regulation CFR title No.21 art
176.170, & 177.1520

Operating temperature

-40°C to +80°C
(-40°F to +176°F)

Packaging

100 ft
Coil on Pallet

Order Fulfillment

Made to Order

Number	Hose I.D.		Hose O.D.		Operating Pressure		Min. Burst Pressure		Minimum Bend Radius		Vacuum		Weight		Length	
	mm	in	mm	in	bar	psi	bar	psi	mm	in	kPa	in/Hg	kg/m	lbs/ft	mtr	ft
EHF021-12RD	19.0	0.75	29	1.14	10.0	145	30.0	435	70	2.76	92.0	27.1	0.48	0.32	30.5	100
EHF021-16RD	25.4	1.00	36	1.42	10.0	145	30.0	435	90	3.54	92.0	27.1	0.63	0.42	30.5	100
EHF021-20RD	31.8	1.25	43	1.69	10.0	145	30.0	435	130	5.12	92.0	27.1	0.91	0.61	30.5	100
EHF021-24RD	38.1	1.50	50	1.97	10.0	145	30.0	435	180	7.09	92.0	27.1	1.06	0.71	30.5	100
EHF021-32RD	50.8	2.00	64	2.52	10.0	145	30.0	435	250	9.84	92.0	27.1	1.53	1.03	30.5	100
EHF021-40RD	63.5	2.50	78	3.07	10.0	145	30.0	435	280	11.02	92.0	27.1	2.15	1.45	30.5	100
EHF021-48RD	76.2	3.00	91	3.58	10.0	145	30.0	435	350	13.78	92.0	27.1	2.55	1.71	30.5	100
EHF021-64RD	101.6	4.00	119	4.69	10.0	145	30.0	435	450	17.72	92.0	27.1	4.21	2.83	30.5	100
EHF021-80RD	127.0	5.00	148	5.83	10.0	145	30.0	435	600	23.62	80.0	24.0	6.48	4.26	30.5	100

Type of couplings

- Cam and groove
- Combination nipple

Contact coupling manufacturer for attachment procedure and other coupling recommendations

Beverage Suction & Discharge

EHF020

UHMW-PE Alcohol



Application

- For suction and discharge of food and beverage containing high percentage of alcohol

Markets

- Breweries
- Distilleries
- Food processing

Construction

Tube White non-toxic, taste & odor-free UHMW-PE
Meets FDA and European requirements

Reinforcement

High-tensile synthetic textile with steel helical wire

Cover EPDM rubber

Color Red (RD) , Blue (BU), Black (BK)

Certifications

Regulation EC 1935/2004
FDA regulation CFR title No.21 art 177.2600

Operating temperature

-40°C to +80°C
(-40°F to +176°F)

Packaging

100 ft
Coil on Pallet

Order Fulfillment

Made to Order

Number	Hose I.D.		Hose O.D.		Operating Pressure		Min. Burst Pressure		Minimum Bend Radius		Vacuum		Weight		Length	
	mm	in	mm	in	bar	psi	bar	psi	mm	in	kPa	in/Hg	kg/m	lbs/ft	mtr	ft
EHF020-12RD	19.0	0.75	31.0	1.22	10.0	145	31.0	450	75	2.95	94.8	28	0.65	0.44	30.5	100
EHF020-16RD	25.4	1.00	38.0	1.50	10.0	145	31.0	450	100	3.94	94.8	28	0.86	0.58	30.5	100
EHF020-20RD	31.8	1.25	45.0	1.77	10.0	145	31.0	450	150	5.91	94.8	28	1.10	0.74	30.5	100
EHF020-24RD	38.1	1.50	52.0	2.05	10.0	145	31.0	450	200	7.87	94.8	28	1.43	0.96	30.5	100
EHF020-28RD	44.5	1.75	58.5	2.30	10.0	145	31.0	450	260	10.24	94.8	28	1.75	1.18	30.5	100
EHF020-32RD	50.8	2.00	66.0	2.60	10.0	145	31.0	450	300	11.81	94.8	28	2.11	1.42	30.5	100
EHF020-40RD	63.5	2.50	78.5	3.09	10.0	145	31.0	450	400	15.75	94.8	28	2.55	1.71	30.5	100
EHF020-48RD	76.2	3.00	93.0	3.66	10.0	145	31.0	450	800	31.50	94.8	28	3.47	2.33	30.5	100
EHF020-64RD	101.6	4.00	118.5	4.67	10.0	145	31.0	450	1200	47.24	94.8	28	4.52	3.04	30.5	100

Type of couplings

- Cam and groove
- Combination nipple

Contact coupling manufacturer for attachment procedure and other coupling recommendations

Beverage Suction & Discharge

EHB502

Light Duty Beer/Wine EPDM



Application

- For suction and discharge of beverages such as mineral water, beer, fruit juices, wine and liquor

Markets

- Food processing
- Tank truck
- Breweries
- Distilleries

Construction

Tube White non-toxic, taste & odor-free EPDM rubber

Reinforcement

High-tensile synthetic textile with steel helical wire

Cover EPDM rubber

Color Red (RD) , Blue (BU), Black (BK)

Certifications

Regulation EC 1935/2004, EC2023/2006,
FDA Regulation CFR title No.21 art
177.2600

Operating temperature

-40°C to +120°C
(-40°F to +248°F)

Packaging

100 ft
Coil on Pallet

Order Fulfillment

Made to Order

Number	Hose I.D.		Hose O.D.		Operating Pressure		Min. Burst Pressure		Minimum Bend Radius		Vacuum		Weight		Length	
	mm	in	mm	in	bar	psi	bar	psi	mm	in	kPa	in/Hg	kg/m	lbs/ft	mtr	ft
EHB502-12RD	19.0	0.75	29.0	1.14	7.0	100	20.7	300	50	1.97	92.0	27.1	0.59	0.40	30.5	100
EHB502-16RD	25.4	1.00	36.0	1.42	7.0	100	20.7	300	70	2.76	92.0	27.1	0.76	0.51	30.5	100
EHB502-20RD	32.0	1.25	43.0	1.69	7.0	100	20.7	300	90	3.54	92.0	27.1	1.00	0.67	30.5	100
EHB502-24RD	38.0	1.50	49.0	1.93	7.0	100	20.7	300	100	3.94	92.0	27.1	1.30	0.87	30.5	100
EHB502-28RD	44.5	1.75	56.0	2.20	7.0	100	20.7	300	120	4.72	92.0	27.1	1.52	1.02	30.5	100
EHB502-32RD	50.8	2.00	62.5	2.46	7.0	100	20.7	300	140	5.51	92.0	27.1	1.71	1.15	30.5	100
EHB502-40RD	63.5	2.50	74.5	2.93	7.0	100	20.7	300	260	10.24	92.0	27.1	2.00	1.34	30.5	100
EHB502-48RD	76.2	3.00	89.0	3.50	7.0	100	20.7	300	310	12.20	92.0	27.1	2.93	1.97	30.5	100
EHB502-64RD	101.6	4.00	115.0	4.53	7.0	100	20.7	300	420	16.54	92.0	27.1	4.06	2.73	30.5	100

Type of couplings

- Cam and groove
- Combination nipple

Contact coupling manufacturer for attachment procedure and other coupling recommendations

Beverage Suction & Discharge

EHB503

Medium Duty Beer/Wine EPDM



Application

- For suction and discharge of beverages such as mineral water, beer, fruit juices, wine and liquor

Markets

- Food processing
- Tank truck
- Breweries
- Distilleries

Construction

Tube White non-toxic, taste & odor-free EPDM rubber

Reinforcement

High-tensile synthetic textile with steel helical wire

Cover EPDM rubber

Color Red (RD) , Blue (BU), Black (BK)

Certifications

Regulation EC 1935/2004, EC2023/2006,
FDA Regulation CFR title No.21 art
177.2600

Operating temperature

-40°C to +120°C
(-40°F to +248°F)

Packaging

100 ft
Coil on Pallet

Order Fulfillment

Made to Order

Number	Hose I.D.		Hose O.D.		Operating Pressure		Min. Burst Pressure		Minimum Bend Radius		Vacuum		Weight		Length	
	mm	in	mm	in	bar	psi	bar	psi	mm	in	kPa	in/Hg	kg/m	lbs/ft	mtr	ft
EHB503-12RD	19.0	0.75	30.0	1.18	10.0	145	30.0	435	60	2.36	92.0	27.1	0.56	0.38	30.5	100
EHB503-16RD	25.4	1.00	37.0	1.46	10.0	145	30.0	435	75	2.95	92.0	27.1	0.72	0.48	30.5	100
EHB503-20RD	31.8	1.25	44.0	1.73	10.0	145	30.0	435	95	3.74	92.0	27.1	0.95	0.64	30.5	100
EHB503-24RD	38.1	1.50	51.0	2.01	10.0	145	30.0	435	110	4.33	92.0	27.1	1.19	0.80	30.5	100
EHB503-28RD	44.5	1.75	57.5	2.26	10.0	145	30.0	435	130	5.12	92.0	27.1	1.36	0.91	30.5	100
EHB503-32RD	50.8	2.00	65.0	2.56	10.0	145	30.0	435	150	5.91	92.0	27.1	1.66	1.11	30.5	100
EHB503-40RD	63.5	2.50	77.5	3.05	10.0	145	30.0	435	280	11.02	92.0	27.1	2.08	1.40	30.5	100
EHB503-48RD	76.2	3.00	92.0	3.62	10.0	145	30.0	435	340	13.39	92.0	27.1	2.68	1.80	30.5	100
EHB503-64RD	101.6	4.00	117.5	4.63	10.0	145	30.0	435	450	17.72	92.0	27.1	3.54	2.38	30.5	100

Type of couplings

- Cam and groove
- Combination nipple

Contact coupling manufacturer for attachment procedure and other coupling recommendations

Beverage Suction & Discharge

EHF007

Potable Water Heavy Duty
Hard Wall**Application**

- For heavy duty suction and discharge of potable water

Markets

- Food processing
- Tank truck

Construction

Tube Food quality SBR blend

Reinforcement

High-tensile synthetic textile with steel helical wire

Cover EPDM rubber

Color Orange

Certifications

Regulation EC 1935/2004,
EC2023/2006, FDA Regulation
CFR title No.21 art 177.2600

Operating temperature

-30°C to +70°C
(-22°F to +158°F)

Packaging

200 ft
Coil on Pallet

Order Fulfillment

Made to Order

Number	Hose I.D.		Hose O.D.		Operating Pressure		Min. Burst Pressure		Minimum Bend Radius		Vacuum		Weight		Length	
	mm	in	mm	in	bar	psi	bar	psi	mm	in	kPa	in/Hg	kg/m	lbs/ft	mtr	ft
EHF007-48	76.2	3.00	97	3.82	16.0	232	64.0	928	608	23.94	80.0	24	4.37	2.94	61.0	200
EHF007-64	101.6	4.00	119	4.69	16.0	232	64.0	928	816	32.13	80.0	24	4.57	3.07	61.0	200

Type of couplings

- Cam and groove
- Combination nipple

Contact coupling manufacturer for attachment procedure and other coupling recommendations

Beverage Suction & Discharge

EHF005

Potable Water



Application

- For suction and discharge of potable water

Markets

- Food processing
- Tank truck
- Dairy processing
- Milk processing

Construction

Tube NBR rubber
Meets FDA and European requirements

Reinforcement

High-tensile synthetic textile with steel helical wire

Cover Abrasion, ozone, and weather resistant NBR rubber blend

Colors Blue (BU), Black (BK), Red (RD)

Certifications

Regulation EC 1935/2004,
EC2023/2006, FDA Regulation
CFR title No.21 art 177.2600

Operating temperature

-40°C to +70°C
(-40°F to +158°F)

Packaging

100 ft
Coil on Pallet

Order Fulfillment

Made to Order

Number	Hose I.D.		Hose O.D.		Operating Pressure		Min. Burst Pressure		Minimum Bend Radius		Vacuum		Weight		Length	
	mm	in	mm	in	bar	psi	bar	psi	mm	in	kPa	in/Hg	kg/m	lbs/ft	mtr	ft
EHF005-12BU	19.0	0.75	31.0	1.22	10.0	145	30.0	435	60	2.36	92.0	27.1	0.73	0.49	30.5	100
EHF005-16BU	25.4	1.00	38.0	1.50	10.0	145	30.0	435	80	3.15	92.0	27.1	0.98	0.66	30.5	100
EHF005-20BU	31.8	1.25	45.0	1.77	10.0	145	30.0	435	100	3.94	92.0	27.1	1.26	0.85	30.5	100
EHF005-24BU	38.1	1.50	52.0	2.05	10.0	145	30.0	435	120	4.72	92.0	27.1	1.69	1.14	30.5	100
EHF005-28BU	44.5	1.75	58.5	2.30	10.0	145	30.0	435	145	5.71	92.0	27.1	1.87	1.26	30.5	100
EHF005-32BU	50.8	2.00	66.0	2.60	10.0	145	30.0	435	165	6.50	92.0	27.1	2.34	1.57	30.5	100
EHF005-40BU	63.5	2.50	78.5	3.09	10.0	145	30.0	435	250	9.84	92.0	27.1	2.86	1.92	30.5	100
EHF005-48BU	76.2	3.00	93.0	3.66	10.0	145	30.0	435	380	14.96	92.0	27.1	3.81	2.56	30.5	100
EHF005-64BU	101.6	4.00	118.5	4.67	10.0	145	30.0	435	500	19.68	92.0	27.1	4.84	3.25	30.5	100

Type of couplings

- Cam and groove
- Combination nipple

Contact coupling manufacturer for attachment procedure and other coupling recommendations

Beverage Suction & Discharge

EHT200

Bosphorus Non-toxic Steel Spiral



Application

- For suction & delivery of water, mineral, fruit juices, liquids, etc.

Markets

- Food & beverage
- Shipyards
- Buildings
- Agriculture
- Industrial machineries

Construction

Tube Strong, flexible and smooth non-toxic plasticized PVC
FDA compliant

Reinforcement

Shock resistant galvanized steel spiral wire

Color Clear

Certifications

FDA compliant

Operating temperature

-5°C to +60°C
(+23°F to +140°F)

Packaging

150, 300 ft
Coil on Pallet

Order Fulfillment

Made to Order

Number	Hose I.D.		Operating Pressure		Min. Burst Pressure		Minimum Bend Radius		Vacuum		Weight		Length	
	mm	in	bar	psi	bar	psi	mm	in	kPa	in/Hg	kg/m	lbs/ft	mtr	ft
EHT200-08	12.0	0.47	7.0	100	21.0	305	25.0	0.98	88.3	26.0	0.18	0.12	91.4	300
EHT200-10	16.0	0.63	6.0	85	18.0	261	35.0	1.38	88.3	26.0	0.23	0.15	91.4	300
EHT200-12	20.0	0.75	5.0	75	15.0	218	50.0	1.97	88.3	26.0	0.34	0.23	91.4	300
EHT200-16	25.0	1.00	5.0	75	15.0	218	60.0	2.36	88.3	26.0	0.51	0.34	91.4	300
EHT200-20	32.0	1.25	4.3	62	13.0	189	75.0	2.95	88.3	26.0	0.65	0.44	91.4	300
EHT200-24	38.0	1.50	4.0	60	12.0	174	90.0	3.54	88.3	26.0	0.80	0.54	45.7	150
EHT200-32	51.0	1.75	3.0	40	9.0	131	125.0	4.92	78.5	23.0	1.20	0.81	45.7	150
EHT200-40	63.0	2.00	2.3	33	7.0	102	150.0	5.91	68.7	20.0	1.95	1.31	45.7	150
EHT200-48	76.0	3.00	2.0	29	6.0	87	195.0	7.68	68.7	20.0	2.50	1.68	45.7	150
EHT200-64	102.0	4.00	2.0	29	6.0	87	300.0	11.81	58.9	17.0	3.40	2.28	45.7	150
EHT200-80	127.0	5.00	2.0	29	6.0	87	385.0	15.16	58.9	17.0	4.70	3.16	45.7	150
EHT200-96	152.0	6.00	2.0	29	6.0	87	460.0	18.11	58.9	17.0	6.35	4.27	45.7	150

Type of couplings

Contact coupling manufacturer for attachment procedure and other coupling recommendations

Beverage Discharge

EHF019

UHMW-PE

Alcohol Transfer

**Application**

- Discharge of food and beverage containing high percentage of alcohol

Markets

- Breweries
- Distilleries
- Food processing

Construction

Tube White non-toxic, taste & odor-free UHMW-PE

Reinforcement

High-tensile synthetic textile

Cover EPDM rubber

Colors Red (RD), Blue (BU), Black (BK)

Certifications

Regulation EC 1935/2004, FDA
Regulation CFR title No.21 art 176.170
and 177.1520

Operating temperature

-40°C to +80°C
(-40°F to +176°F)

Packaging

100 ft
Coil on Pallet

Order Fulfillment

Made to Order

Number	Hose I.D.		Hose O.D.		Operating Pressure		Min. Burst Pressure		Weight		Length	
	mm	in	mm	in	bar	psi	bar	psi	kg/m	lbs/ft	mtr	ft
EHF019-12RD	19.0	0.75	30.0	1.18	10.0	145	30.0	435	0.55	0.37	30.5	100
EHF019-16RD	25.4	1.00	37.0	1.46	10.0	145	30.0	435	0.71	0.48	30.5	100
EHF019-20RD	31.8	1.25	44.0	1.73	10.0	145	30.0	435	0.92	0.62	30.5	100
EHF019-24RD	38.1	1.50	51.0	2.01	10.0	145	30.0	435	1.14	0.77	30.5	100
EHF019-28RD	44.5	1.75	57.5	2.26	10.0	145	30.0	435	1.30	0.88	30.5	100
EHF019-32RD	50.8	2.00	65.0	2.56	10.0	145	30.0	435	1.64	1.10	30.5	100
EHF019-40RD	63.5	2.50	77.5	3.05	10.0	145	30.0	435	1.89	1.27	30.5	100
EHF019-48RD	76.2	3.00	92.0	3.62	10.0	145	30.0	435	2.58	1.73	30.5	100
EHF019-64RD	101.6	4.00	117.5	4.63	10.0	145	30.0	435	3.50	2.35	30.5	100

Type of couplings

- Cam and groove
- Combination nipple

Contact coupling manufacturer for attachment procedure and other coupling recommendations

Beverage Discharge

EHB500

Light Duty Beer/Wine
EPDM

Application

- For discharge of beverages such as mineral water, beer, fruit juices, wine and liquor

Markets

- Food processing
- Tank truck
- Breweries
- Distilleries

Construction

Tube White non-toxic, taste & odor-free EPDM

Reinforcement

High-tensile synthetic textile

Cover Abrasion-resistant EPDM rubber

Color Red (RD) , Blue (BU), Black (BK)

Certifications

Regulation EC 1935/2004,
EC 2023/2006, FDA Regulation
CFR title No.21 art 177.2600

Operating temperature

-40°C to +120°C
(-40°F to +248°F)

Packaging

100 ft
Coil on Pallet

Order Fulfillment

Made to Order

Number	Hose I.D.		Hose O.D.		Operating Pressure		Min. Burst Pressure		Minimum Bend Radius		Weight		Length	
	mm	in	mm	in	bar	psi	bar	psi	mm	in	kg/m	lbs/ft	mtr	ft
EHB500-12RD	19.0	0.75	28.5	1.12	7.0	100	27.0	300	190	7.56	0.47	0.32	30.5	100
EHB500-16RD	25.4	1.00	35.0	1.38	7.0	100	27.0	300	254	10.00	0.60	0.40	30.5	100
EHB500-20RD	31.8	1.25	43.0	1.69	7.0	100	27.0	300	320	12.60	0.89	0.60	30.5	100
EHB500-24RD	38.1	1.50	49.0	1.93	7.0	100	27.0	300	380	14.96	0.99	0.67	30.5	100
EHB500-28RD	44.5	1.75	55.5	2.19	7.0	100	27.0	300	445	17.52	1.14	0.77	30.5	100
EHB500-32RD	50.8	2.00	62.0	2.44	7.0	100	27.0	300	510	20.08	1.32	0.89	30.5	100
EHB500-40RD	63.5	2.50	75.0	2.95	7.0	100	27.0	300	625	24.61	1.67	1.12	30.5	100
EHB500-48RD	76.2	3.00	89.0	3.50	7.0	100	27.0	300	762	30.00	2.15	1.45	30.5	100
EHB500-64RD	101.6	4.00	115.0	4.53	7.0	100	27.0	300	1016	40.00	2.93	1.97	30.5	100

Type of couplings

- Cam and groove
- Combination nipple

Contact coupling manufacturer for attachment procedure and other coupling recommendations

Beverage Discharge

EHB501

Medium Duty Beer/Wine EPDM



Application

- For discharge of beverages such as mineral water, beer, fruit juices, wine and liquor

Markets

- Food processing
- Tank truck
- Breweries
- Distilleries

Construction

Tube White non-toxic, taste and odor-free EPDM

Reinforcement

High-tensile synthetic textile

Cover EPDM rubber

Color Red (RD), Blue (BU), Black (BK)

Certifications

Regulation EC 1935/2004,
EC 2023/2006, FDA Regulation
CFR title No.21 art 177.2600

Operating temperature

-40°C to +120°C
(-40°F to +248°F)

Packaging

100 ft
Coil on Pallet

Order Fulfillment

Made to Order

Number	Hose I.D.		Hose O.D.		Operating Pressure		Min. Burst Pressure		Weight		Length	
	mm	in	mm	in	bar	psi	bar	psi	kg/m	lbs/ft	mtr	ft
EHB501-12RD	19.0	0.75	30.0	1.18	10.0	145	30.0	435	0.56	0.38	30.5	100
EHB501-16RD	25.4	1.00	37.0	1.46	10.0	145	30.0	435	0.72	0.48	30.5	100
EHB501-20RD	32.0	1.25	44.0	1.73	10.0	145	30.0	435	0.95	0.64	30.5	100
EHB501-24RD	38.0	1.50	51.0	2.01	10.0	145	30.0	435	1.19	0.80	30.5	100
EHB501-28RD	44.5	1.75	57.5	2.26	10.0	145	30.0	435	1.36	0.91	30.5	100
EHB501-32RD	50.8	2.00	65.0	2.56	10.0	145	30.0	435	1.66	1.12	30.5	100
EHB501-40RD	63.5	2.50	77.5	3.05	10.0	145	30.0	435	2.08	1.40	30.5	100
EHB501-48RD	76.2	3.00	92.0	3.62	10.0	145	30.0	435	2.68	1.80	30.5	100
EHB501-64RD	101.6	4.00	117.5	4.63	10.0	145	30.0	435	3.54	2.38	30.5	100

Type of couplings

- Cam and groove
- Combination nipple

Contact coupling manufacturer for attachment procedure and other coupling recommendations

Beverage Discharge

EHF004

Potable Water



Application

- For discharge of potable water

Markets

- Food transfer
- Food tank truck

Construction

Tube White non-toxic, taste & odor-free synthetic rubber
Meets FDA and European requirements

Reinforcement

High-tensile synthetic textile

Cover Abrasion, ozone, and weather resistant NBR blend

Color Blue (BU), Red (RD)

Certifications

Regulation EC 1935/2004,
EC2023/2006, FDA Regulation
CFR title No.21 art 177.2600

Operating temperature

-40°C to +70°C
(-40°F to +158°F)

Packaging

100 ft
Coil on Pallet

Order Fulfillment

Made to Order

Number	Hose I.D.		Hose O.D.		Operating Pressure		Min. Burst Pressure		Weight		Length	
	mm	in	mm	in	bar	psi	bar	psi	kg/m	lbs/ft	mtr	ft
EHF004-12BU	19.0	0.75	30.0	1.18	10.0	145	30.0	435	0.63	0.43	30.5	100
EHF004-16BU	25.4	1.00	37.0	1.46	10.0	145	30.0	435	0.82	0.55	30.5	100
EHF004-20BU	31.8	1.25	44.0	1.73	10.0	145	30.0	435	1.08	0.73	30.5	100
EHF004-24BU	38.1	1.50	51.0	2.00	10.0	145	30.0	435	1.37	0.92	30.5	100
EHF004-28BU	44.5	1.75	57.5	2.26	10.0	145	30.0	435	1.57	1.06	30.5	100
EHF004-32BU	50.8	2.00	65.0	2.56	10.0	145	30.0	435	1.91	1.28	30.5	100
EHF004-40BU	63.5	2.50	77.5	3.05	10.0	145	30.0	435	2.33	1.57	30.5	100
EHF004-48BU	76.2	3.00	92.0	3.62	10.0	145	30.0	435	3.03	2.04	30.5	100
EHF004-64BU	101.6	4.00	117.5	4.63	10.0	145	30.0	435	3.96	2.66	30.5	100

Type of couplings

- Cam and groove
- Combination nipple

Contact coupling manufacturer for attachment procedure and other coupling recommendations

Beverage Discharge

EHF006

Potable Water Softwall EPDM



Application

- For low-pressure discharge of potable water

Markets

- Food processing
- Tank truck
- Dairy processing
- Milk processing

Construction

Tube SBR blend
Meets FDA & European requirements

Reinforcement

High-tensile synthetic textile

Cover EPDM rubber

Color Orange

Certifications

Regulation EC 1935/2004,
EC2023/2006F, FDA Regulation
CFR title No.21 art 177.2600

Operating temperature

-30°C to +70°C
(-22°F to +158°F)

Packaging

200 ft
Coil on Pallet

Order Fulfillment

Made to Order

Number	Hose I.D.		Hose O.D.		Operating Pressure		Min. Burst Pressure		Minimum Bend Radius		Weight		Length	
	mm	in	mm	in	bar	psi	bar	psi	mm	in	kg/m	lbs/ft	mtr	ft
EHF006-48	76.2	3.00	93.0	3.66	10.0	145	40.0	580	760	29.92	3.24	2.18	60.1	200
EHF006-64	101.6	4.00	118.5	4.67	10.0	145	40.0	580	1020	40.16	4.02	2.70	60.1	200
EHF006-80	127.0	5.00	146.0	5.75	8.0	115	32.0	460	1270	50.00	5.25	3.53	60.1	200
EHF006-96	152.4	6.00	169.0	6.65	8.0	115	32.0	460	1520	59.84	5.83	3.92	60.1	200

Type of couplings

- Cam and groove
- Combination nipple

Contact coupling manufacturer for attachment procedure and other coupling recommendations

Beverage Discharge

H285

Clearforce R



Application

- For food and beverage dispensing
- For spraying and conveying fertilizer and pesticides

Markets

- Food processing
- Agriculture
- In-plant service

Construction

Tube Clear PVC
NSF-51 certified
FDA compliant

Reinforcement

2-spiral fiber

Cover Clear PVC

Color Clear

Certifications

NSF-51 certified
FDA compliant

Operating temperature

Max temperature +66°C (+150°F)

Packaging

50, 100, 200, 300 ft

Coil on Pallet

300 ft (-04,-05, -06, -08, -10, -12)

200 ft (-16)

100 ft (-20, -24, -32)

Order Fulfillment

Made to Stock

Made to Order

Number	Hose I.D.		Hose O.D.		Operating Pressure		Min. Burst Pressure		Weight		Length	
	mm	in	mm	in	bar	psi	bar	psi	kg/m	lbs/ft	mtr	ft
H28503	4.8	0.19	9.53	0.36	17.2	250	68.8	1000	0.07	0.05	91.4	300
H28504	6.6	0.26	11.2	0.44	17.2	250	68.8	1000	0.09	0.06	91.4	300
H28505	8.1	0.32	12.9	0.51	17.2	250	68.8	1000	0.11	0.08	91.4	300
H28506	9.8	0.39	14.9	0.59	15.5	225	62.0	900	0.14	0.09	91.4	300
H28508	12.9	0.51	18.5	0.73	13.8	200	55.2	800	0.19	0.13	91.4	300
H28510	16.4	0.66	21.7	0.86	13.8	200	55.2	800	0.23	0.15	91.4	300
H28512	19.6	0.77	25.4	1.00	10.5	150	42.0	600	0.29	0.20	91.4	300
H28516	25.9	1.02	32.4	1.26	8.5	125	34.0	500	0.42	0.28	60.1	200
H28520	32.3	1.27	41.7	1.65	7.0	100	28.0	400	0.76	0.51	30.5	100
H28524	38.9	1.53	48.2	1.90	7.0	100	28.0	400	0.88	0.60	30.5	100
H28532	51.7	2.04	61.9	2.44	5.0	75	21.0	300	1.27	0.85	30.5	100

Type of couplings

- Danfoss E series (-4, -5, -6, -8, -12, -16)
- 265 P series (-4, -5, -6, -8, -12)
- Barbed inserts

Contact coupling manufacturer for attachment procedure and other coupling recommendations

Dry Bulk Suction & Discharge

EHF016

Channeled Bulk Heavy Duty



Application

- For suction and discharge of bulk abrasive products such as sugar, flour, milk powder and granules

Markets

- Food processing
- Tank truck

Abrasion loss value acc. DIN53516 $\leq 120\text{mm}^3$

Construction

Tube Non-toxic, abrasion resistant SBR rubber blend
Meets FDA and European requirements

Reinforcement

High-tensile synthetic textile, steel helical wire & anti-static copper wire

Cover

Channeled, abrasion, ozone, and weather resistant SBR rubber blend

Color Black

Certifications

Regulation EC 1935/2004,
EC2023/2006F, FDA Regulation
CFR title No.21 art 177.2600

Operating temperature

-40°C to +80°C
(-40°F to +176°F)

Packaging

100 ft
Coil on Pallet
Carton Box -16

Order Fulfillment

Made to Order

Number	Hose I.D.		Hose O.D.		Operating Pressure		Min. Burst Pressure		Minimum Bend Radius		Vacuum		Weight		Length	
	mm	in	mm	in	bar	psi	bar	psi	mm	in	kPa	in/Hg	kg/m	lbs/ft	mtr	ft
EHF016-16	25.4	1.00	36.0	1.42	10.0	145	30.0	435	45	1.77	92.0	28	0.69	0.46	30.5	100
EHF016-20	31.8	1.25	42.5	1.67	10.0	145	30.0	435	55	2.17	92.0	28	0.90	0.61	30.5	100
EHF016-24	38.1	1.50	48.4	1.91	10.0	145	30.0	435	75	2.95	92.0	28	1.04	0.70	30.5	100
EHF016-32	50.8	2.00	62.0	2.44	10.0	145	30.0	435	110	4.33	92.0	28	1.56	1.05	30.5	100
EHF016-40	63.5	2.50	76.0	2.99	10.0	145	30.0	435	150	5.91	92.0	28	2.13	1.43	30.5	100
EHF016-48	76.2	3.00	89.0	3.50	10.0	145	30.0	435	180	7.09	92.0	28	2.51	1.69	30.5	100
EHF016-56	88.9	3.50	104.5	4.11	10.0	145	30.0	435	225	8.86	92.0	28	3.48	2.34	30.5	100
EHF016-64	101.6	4.00	117.5	4.63	10.0	145	30.0	435	260	10.24	92.0	28	4.19	2.82	30.5	100
EHF016-80	127.0	5.00	145.5	5.73	10.0	145	30.0	435	340	13.39	80.0	24	6.44	4.33	30.5	100
EHF016-96	152.4	6.00	172.0	6.77	10.0	145	30.0	435	550	21.65	80.0	24	8.13	5.47	30.5	100

Type of couplings

- Cam and groove

Contact coupling manufacturer for attachment procedure and other coupling recommendations

Dry Bulk Suction & Discharge

EHF014

Corrugated Bulk



Application

- For suction and discharge of bulk abrasive products such as sugar, flour, milk powder and granules

Markets

- Food processing
- Tank truck

Abrasion loss value acc. DIN53516 $\leq 120\text{mm}^3$

Construction

Tube Non-toxic, abrasion resistant SBR rubber blend, Meets FDA and European requirements

Reinforcement

High-tensile synthetic textile with steel helical wire and anti-static copper wire

Cover Corrugated, abrasion resistant SBR rubber blend

Color Black

Certifications

Regulation EC 1935/2004,
EC2023/2006F, FDA Regulation
CFR title No.21 art 177.2600

Operating temperature

-40°C to +80°C
(-40°F to +176°F)

Packaging

100 ft
Coil on Pallet

-160, 20 ft Straight

Order Fulfillment

Made to Order

Number	Hose I.D.		Hose O.D.		Operating Pressure		Min. Burst Pressure		Minimum Bend Radius		Vacuum		Weight		Length	
	mm	in	mm	in	bar	psi	bar	psi	mm	in	kPa	in/Hg	kg/m	lbs/ft	mtr	ft
EHF014-16	25.4	1.00	37.5	1.48	10.0	145	30.0	435	60	2.36	92.0	28	0.81	0.54	30.5	100
EHF014-20	31.8	1.25	44.0	1.73	10.0	145	30.0	435	75	2.95	92.0	28	0.98	0.66	30.5	100
EHF014-24	38.1	1.50	51.0	2.01	10.0	145	30.0	435	90	3.54	92.0	28	1.29	0.87	30.5	100
EHF014-32	50.8	2.00	64.5	2.54	10.0	145	30.0	435	125	4.92	92.0	28	1.78	1.20	30.5	100
EHF014-40	63.5	2.50	77.5	3.05	10.0	145	30.0	435	175	6.89	92.0	28	2.39	1.61	30.5	100
EHF014-48	76.2	3.00	90.5	3.56	10.0	145	30.0	435	200	7.87	92.0	28	3.08	2.07	30.5	100
EHF014-56	88.9	3.50	106.0	4.17	10.0	145	30.0	435	250	9.84	92.0	28	3.86	2.59	30.5	100
EHF014-64	101.6	4.00	119.0	4.69	10.0	145	30.0	435	275	10.83	92.0	28	4.66	3.13	30.5	100
EHF014-80	127.0	5.00	147.0	5.79	10.0	145	30.0	435	350	13.78	92.0	28	6.83	4.59	30.5	100
EHF014-96	152.4	6.00	173.0	6.81	10.0	145	30.0	435	400	15.75	92.0	28	8.96	6.02	30.5	100
EHF014-128	203.2	8.00	227.0	8.94	10.0	145	30.0	435	750	29.53	80.0	24	14.09	9.47	30.5	100
EHF014-160	254.0	10.00	279.0	10.98	10.0	145	30.0	435	1100	43.31	80.0	24	17.31	11.64	6.1	20

Type of couplings

- Cam and groove

Contact coupling manufacturer for attachment procedure and other coupling recommendations

Dry Bulk Suction & Discharge

EHF015

Flat Corrugated Bulk



Application

- For suction and discharge of bulk abrasive products such as sugar, flour, milk powder and granules

Markets

- Food processing
- Tank truck

Abrasion loss value acc. DIN53516 $\leq 120\text{mm}^3$

Construction

Tube Abrasion resistant SBR rubber blend, Meets FDA and European requirements

Reinforcement

High-tensile synthetic textile with steel helical wire and anti-static copper wire

Cover Flat corrugated abrasion, ozone, and weather resistant SBR rubber blend

Color Black

Operating temperature

-40°C to +80°C
(-40°F to +176°F)

Packaging

100 ft
Coil on Pallet

Order Fulfillment

Made to Order

Number	Hose I.D.		Hose O.D.		Operating Pressure		Min. Burst Pressure		Minimum Bend Radius		Vacuum		Weight		Length	
	mm	in	mm	in	bar	psi	bar	psi	mm	in	kPa	in/Hg	kg/m	lbs/ft	mtr	ft
EHF015-16	25.4	1.00	39.0	1.54	10.0	145	30.0	435	50	1.97	92.0	28	0.81	0.54	30.5	100
EHF015-20	32.0	1.25	46.0	1.81	10.0	145	30.0	435	60	2.36	92.0	28	1.07	0.72	30.5	100
EHF015-24	38.0	1.50	54.0	2.13	10.0	145	30.0	435	75	2.95	92.0	28	1.45	0.97	30.5	100
EHF015-32	50.8	2.00	69.0	2.72	10.0	145	30.0	435	100	3.94	92.0	28	2.16	1.45	30.5	100
EHF015-40	63.5	2.50	81.5	3.21	10.0	145	30.0	435	150	5.91	92.0	28	2.74	1.84	30.5	100
EHF015-48	76.2	3.00	95.0	3.74	10.0	145	30.0	435	175	6.89	92.0	28	3.39	2.28	30.5	100
EHF015-64	101.6	4.00	121.5	4.78	10.0	145	30.0	435	225	8.86	92.0	28	4.84	3.25	30.5	100
EHF015-80	127.0	5.00	150.0	5.91	10.0	145	30.0	435	325	12.80	92.0	28	7.47	5.02	30.5	100
EHF015-96	152.4	6.00	176.0	6.93	10.0	145	30.0	435	375	14.76	92.0	28	9.58	6.44	30.5	100
EHF015-128	203.2	8.00	230.0	9.06	10.0	145	30.0	435	600	23.62	80.0	24	13.67	9.19	30.5	100

Type of couplings

- Cam and groove
- Combination nipple

Contact coupling manufacturer for attachment procedure and other coupling recommendations

Dry Bulk Suction & Discharge

EHF013

Bulk Heavy duty



Application

- For suction and discharge of bulk abrasive products such as sugar, flour, milk powder and granules

Markets

- Food processing
- Tank truck

Abrasion loss value acc. DIN53516 $\leq 120\text{mm}^3$

Construction

Tube Abrasion resistant SBR rubber blend
Meets FDA and European requirements

Reinforcement

High-tensile synthetic textile with steel helical wire and anti-static copper wire

Cover Pin-pricked, abrasion, ozone, and weather resistant SBR rubber blend

Color Black

Certifications

Regulation EC 1935/2004, EC2023/2006F,
FDA Regulation CFR title No.21 art 177.2600

Operating temperature

-40°C to +80°C
(-40°F to +176°F)

Packaging

100 ft
Coil on Pallet
-160, 20 ft Straight

Order Fulfillment

Made to Order

Number	Hose I.D.		Hose O.D.		Operating Pressure		Min. Burst Pressure		Minimum Bend Radius		Vacuum		Weight		Length	
	mm	in	mm	in	bar	psi	bar	psi	mm	in	kPa	in/Hg	kg/m	lbs/ft	mtr	ft
EHF013-16	25.4	1.00	39.0	1.54	10.0	145	30.0	435	110	4.33	92.0	28	0.90	0.61	30.5	100
EHF013-20	31.8	1.25	45.0	1.77	10.0	145	30.0	435	135	5.31	92.0	28	1.06	0.71	30.5	100
EHF013-24	38.1	1.50	52.0	2.05	10.0	145	30.0	435	160	6.30	92.0	28	1.42	0.95	30.5	100
EHF013-32	50.8	2.00	66.0	2.60	10.0	145	30.0	435	210	8.27	92.0	28	2.01	1.35	30.5	100
EHF013-40	63.5	2.50	78.5	3.09	10.0	145	30.0	435	270	10.63	92.0	28	2.43	1.63	30.5	100
EHF013-48	76.2	3.00	92.0	3.62	10.0	145	30.0	435	330	12.99	92.0	28	3.16	2.12	30.5	100
EHF013-56	88.9	3.50	107.0	4.21	10.0	145	30.0	435	410	16.14	92.0	28	3.77	2.53	30.5	100
EHF013-64	101.6	4.00	120.0	4.72	10.0	145	30.0	435	470	18.50	92.0	28	4.63	3.11	30.5	100
EHF013-80	127.0	5.00	149.0	5.87	10.0	145	30.0	435	600	23.62	92.0	28	6.85	4.60	30.5	100
EHF013-96	152.4	6.00	174.5	6.87	10.0	145	30.0	435	770	30.31	80.0	24	8.91	5.99	30.5	100
EHF013-128	203.2	8.00	229.0	9.06	10.0	145	30.0	435	1200	47.24	80.0	24	13.80	9.28	30.5	100
EHF013-160	254.0	10.00	281.0	11.06	10.0	145	30.0	435	1520	59.84	80.0	24	17.32	11.64	6.1	20

Type of couplings

- Cam and groove
- Combination nipple

Contact coupling manufacturer for attachment procedure and other coupling recommendations

Dry Bulk Discharge

EHF012

Bulk Discharge Heavy Duty



Application

- For discharge of bulk abrasive material for food industry such as sugar, flour, milk powder and granules

Markets

- Food processing
- Tank truck

Abrasion loss value acc. DIN53516 $\leq 120\text{mm}^3$

Construction

Tube Abrasion resistant SBR rubber blend
Meets FDA and European requirements

Reinforcement

High-tensile synthetic textile and anti-static copper wire

Cover Pin-pricked, abrasion, ozone, and weather resistant SBR rubber blend

Color Black

Certifications

Regulation EC 1935/2004, EC2023/2006F,
FDA Regulation CFR title No.21 art 177.2600

Operating temperature

-40°C to +80°C
(-40°F to +176°F)

Packaging

100 ft
Coil on Pallet
-160, 20 ft Straight

Order Fulfillment

Made to Order

Number	Hose I.D.		Hose O.D.		Operating Pressure		Min. Burst Pressure		Weight		Length	
	mm	in	mm	in	bar	psi	bar	psi	kg/m	lbs/ft	mtr	ft
EHF012-16	25.4	1.00	37.0	1.46	10.0	145	30.0	435	0.64	0.43	30.5	100
EHF012-20	31.8	1.25	44.0	1.73	10.0	145	30.0	435	0.84	0.56	30.5	100
EHF012-24	38.1	1.50	50.0	1.97	10.0	145	30.0	435	0.97	0.65	30.5	100
EHF012-32	50.8	2.00	64.5	2.54	10.0	145	30.0	435	1.46	0.98	30.5	100
EHF012-40	63.5	2.50	77.0	3.03	10.0	145	30.0	435	1.78	1.20	30.5	100
EHF012-48	76.2	3.00	90.0	3.54	10.0	145	30.0	435	2.14	1.44	30.5	100
EHF012-56	88.9	3.50	104.0	4.09	10.0	145	30.0	435	2.53	1.70	30.5	100
EHF012-64	101.6	4.00	118.0	4.65	10.0	145	30.0	435	3.25	2.18	30.5	100
EHF012-80	127.0	5.00	146.0	5.75	10.0	145	30.0	435	4.94	3.32	30.5	100
EHF012-96	152.4	6.00	172.0	6.77	10.0	145	30.0	435	6.12	4.11	30.5	100
EHF012-128	203.2	8.00	225.0	8.86	10.0	145	30.0	435	8.87	5.96	30.5	100
EHF012-160	254.0	10.00	276.0	10.87	10.0	145	30.0	435	11.60	7.80	6.1	20

Type of couplings

- Cam and groove
- Combination nipple

Contact coupling manufacturer for attachment procedure and other coupling recommendations

Dry Bulk Discharge

EHF022

Flat Bulk Light Duty



Application

- For light duty discharge of bulk abrasive material for food industry

Markets

- Food processing
- Tank truck

Construction

Tube Abrasion resistant SBR rubber blend
Meets FDA and European requirements

Reinforcement

High-tensile synthetic textile and anti-static copper wire

Cover Abrasion, ozone, and weather resistant SBR rubber blend

Color Black

Operating temperature

-40°C to +70°C
(-40°F to +158°F)

Packaging

100 ft
Coil on Pallet

Order Fulfillment

Made to Order

Certifications

Regulation EC 1935/2004, EC2023/2006F,
FDA Regulation CFR title No.21 art 177.2600

Number	Hose I.D.		Hose O.D.		Operating Pressure		Min. Burst Pressure		Weight		Length	
	mm	in	mm	in	bar	psi	bar	psi	kg/m	lbs/ft	mtr	ft
EHF022-32	50.8	2.00	60.4	2.38	5.0	73	15.0	218	0.98	0.66	30.5	100
EHF022-40	63.5	2.50	73.0	2.87	5.0	73	15.0	218	1.20	0.81	30.5	100
EHF022-48	76.2	3.00	86.0	3.39	5.0	73	15.0	218	1.43	0.96	30.5	100
EHF022-50	80.0	3.15	90.0	3.54	5.0	73	15.0	218	1.49	1.00	30.5	100
EHF022-56	90.0	3.54	100.0	3.94	5.0	73	15.0	218	1.84	1.24	30.5	100
EHF022-64	101.6	4.00	112.0	4.41	5.0	73	15.0	218	2.06	1.38	30.5	100
EHF022-67	110.0	4.33	120.0	4.72	5.0	73	15.0	218	2.23	1.50	30.5	100

Type of couplings

- Cam and groove
- Combination nipple

Contact coupling manufacturer for attachment procedure and other coupling recommendations

Cleaning Service

EHF003

Dairy Washdown



Application

- For cleaning in food processing plant

Markets

- Food processing

Construction

Tube Oil and steam resistant EPDM rubber
Meets FDA & European requirements

Reinforcement

High-tensile synthetic textile

Cover Oil, heat, abrasion, ozone and weather resistant EPDM rubber

Color Blue (BU), Black (BK), Red (RD)

Certifications

Regulation EC 1935/2004
Regulation EC 2023/2006
FDA regulation CFR Title No.21 art 177.2600

Operating temperature

-40°C to +165°C, (-40°F to +329°F)

Packaging

100 ft
Coil on Pallet

Order Fulfillment

Made to Order

Number	Hose I.D.		Hose O.D.		Max Operating Pressure Hot Water +80°C		Max Operating Pressure Steam to +165°C		Burst Pressure		Weight		Length	
	mm	in	mm	in	bar	psi	bar	psi	bar	psi	kg/m	lbs/ft	mtr	ft
EHF003-06BU	9.5	0.38	20.0	0.79	20.0	300	7.0	100	70.0	1015	0.30	0.20	30.5	100
EHF003-08BU	12.7	0.50	24.0	0.94	20.0	300	7.0	100	70.0	1015	0.41	0.28	30.5	100
EHF003-10BU	15.9	0.62	28.0	1.10	20.0	300	7.0	100	70.0	1015	0.51	0.34	30.5	100
EHF003-12BU	19.0	0.75	31.0	1.22	20.0	300	7.0	100	70.0	1015	0.60	0.40	30.5	100
EHF003-16BU	25.4	1.00	37.0	1.46	20.0	300	7.0	100	70.0	1015	0.68	0.46	30.5	100
EHF003-20BU	31.8	1.25	46.0	1.81	20.0	300	7.0	100	70.0	1015	1.07	0.72	30.5	100
EHF003-24BU	38.1	1.50	53.0	2.09	20.0	300	7.0	100	70.0	1015	1.34	0.90	30.5	100
EHF003-28BU	44.5	1.75	60.0	2.36	20.0	300	7.0	100	70.0	1015	1.57	1.06	30.5	100
EHF003-32BU	50.8	2.00	67.5	2.66	20.0	300	7.0	100	70.0	1015	1.97	1.32	30.5	100
EHF003-40BU	63.5	2.50	81.0	3.19	20.0	300	7.0	100	70.0	1015	2.50	1.68	30.5	100
EHF003-48BU	76.2	3.00	98.0	3.86	20.0	300	7.0	100	70.0	1015	3.66	2.46	30.5	100
EHF003-64BU	101.6	4.00	124.0	4.88	20.0	300	7.0	100	70.0	1015	4.83	3.25	30.5	100

Type of couplings

- Barbed inserts

Contact coupling manufacturer for attachment procedure and other coupling recommendations

Marketing Resources

Need more info? We have it!



Visit

Danfoss.com/IndustrialHose

Here you will find videos, a link to our entire portfolio, marketing materials and more.

Market Brochures

Target market selling with key application and product mapping.



Sell Sheets

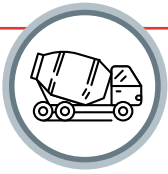
Product DNA of what, where, how and who to sell against.



Much more...

Browse other sales tools that are available.












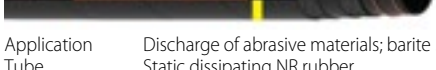

Material Handling

Made to Order














Material Handling

Slurry & Abrasive Resistant		Page			Page		
EHK015	Channeled Abrasion Suction & Discharge	M-5		EHK013	Abrasion Suction & Discharge	M-9	
Application	Suction & discharge abrasive powders, dust, granules, sand, gravel & cement			Application	Suction & discharge of abrasive powders, dust, granules, sand, gravel & cement		
Tube	Natural rubber			Tube	Natural rubber		
Reinforcement	High-tensile synthetic textile with helical wire and anti-static copper wire			Reinforcement	High-tensile synthetic textile with helical wire and anti-static copper wire		
Cover	Channeled SBR rubber			Cover	Pin-pricked SBR rubber blend		
Temp	-40°C to +70°C, (-40°F to +158°F)			Temp	-40°C to +70°C, (-40°F to +158°F)		
Pressure	10 bar / 145 psi			Pressure	10 bar / 145 psi		
EHM001	Corrugated Dry Bulk Suction & Discharge	M-6		EHM005	Hard Wall Suction & Discharge	M-10	
Application	Suction & discharge of dry bulk materials, sand, gravel and dry cement			Application	Suction & discharge of abrasive materials; barite bentonite		
Tube	Anti-static natural rubber			Tube	Static dissipating synthetic rubber		
Reinforcement	High-tensile synthetic textile with steel helical wire and anti-static copper wire			Reinforcement	High-tensile synthetic textile with helical wire and anti-static copper wire		
Cover	Corrugated synthetic rubber			Cover	EPDM rubber		
Temp	-40°C to +70°C, (-40°F to +158°F)			Temp	-40°C to +70°C, (-40°F to +158°F)		
Pressure	10 bar / 145 psi			Pressure	10 bar / 145 psi		
EHK014	Corrugated Abrasion Suction & Discharge	M-7		EHK012	Abrasion Discharge	M-11	
Application	Suction & discharge abrasive powders, dust, granules, sand, gravel & cement			Application	Discharge of abrasive powders, dust, granules, sand, gravel, and cement		
Tube	Natural rubber			Tube	Natural rubber		
Reinforcement	High-tensile synthetic textile with helical wire and anti-static copper wire			Reinforcement	High-tensile synthetic textile with anti-static copper wire		
Cover	Corrugated SBR rubber blend			Cover	Pin-pricked SBR rubber blend		
Temp	-40°C to +70°C, (-40°F to +158°F)			Temp	-40°C to +70°C, (-40°F to +158°F)		
Pressure	10 bar / 145 psi			Pressure	10 bar / 145 psi		
EHM002	Abrasive Material Suction & Discharge	M-8		EHM004	Soft Wall Discharge	M-12	
Application	Suction & discharge of dry bulk materials, sand, gravel and dry cement			Application	Discharge of abrasive materials; barite bentonite		
Tube	Static dissipating synthetic rubber			Tube	Static dissipating NR rubber		
Reinforcement	High-tensile synthetic textile with steel helical wire and anti-static copper wire			Reinforcement	High-tensile synthetic textile with anti-static copper wire		
Cover	Synthetic rubber			Cover	EPDM rubber		
Temp	-40°C to +70°C, (-40°F to +158°F)			Temp	-40°C to +70°C, (-40°F to +158°F)		
Pressure	8-10 bar / 116-145 psi			Pressure	10-14 bar / 145-205 psi		
EHK011	Abrasion Gravity-fed	M-13					
Application	Discharge of abrasive materials without pressure			Application	Discharge of abrasive materials without pressure		
Tube	Natural rubber			Tube	Natural rubber		
Temp	-40°C to +70°C, (-40°F to +158°F)			Temp	-40°C to +70°C, (-40°F to +158°F)		



Dry Material

		Page
EHK004	Channeled Dry Bulk	M-14
		
Application	Suction & discharge of dry bulk materials	
Tube	Static dissipating SBR rubber blend	
Reinforcement	High-tensile synthetic textile with helical wire and anti-static copper wire	
Cover	Channeled SBR rubber blend	
Temp	-40°C to +70°C, (-40°F to +158°F)	
Pressure	10 bar / 145 psi	
EHK003	Corrugated Dry Bulk Suction & Discharge	M-15
		
Application	Suction & discharge of dry bulk materials, including cement	
Tube	Static dissipating synthetic rubber	
Reinforcement	High-tensile synthetic textile with helical wire and anti-static copper wire	
Cover	Corrugated synthetic rubber	
Temp	-40°C to +70°C, (-40°F to +158°F)	
Pressure	10 bar / 145 psi	
EHK002	Dry Bulk Suction & Discharge	M-16
		
Application	Suction & discharge of dry bulk materials, sand, gravel, dry cement	
Tube	Static dissipating SBR rubber blend	
Reinforcement	High-tensile synthetic textile with helical wire and anti-static copper wire	
Cover	Abrasion resistant SBR rubber blend	
Temp	-40°C to +70°C, (-40°F to +158°F)	
Pressure	10 bar / 145 psi	
EHK010	Dry Bulk Suction & Discharge	M-17
		
Application	For light duty suction and discharge of dry bulk materials, sand, gravel and dry cement where high electrical resistance is needed	
Tube	Static dissipating synthetic rubber	
Reinforcement	High-tensile synthetic textile with helical wire and anti-static copper wire	
Cover	Pin-pricked synthetic rubber	
Temp	-40°C to +70°C, (-40°F to +158°F)	
Pressure	5 bar / 75 psi	
EHK016	Dry Bulk Discharge	M-18
		
Application	For medium duty suction and discharge of dry bulk materials, sand, gravel and dry cement where high electrical resistance is needed	
Tube	Static dissipating natural rubber	
Reinforcement	High-tensile synthetic textile with anti-static copper wire	
Cover	Pin-pricked synthetic rubber	
Temp	-40°C to +70°C, (-40°F to +158°F)	
Pressure	10 bar / 145 psi	

EHK001	Dry Bulk Flat Discharge	M-19
		
Application	Discharge of dry cement and abrasive materials	
Tube	Static dissipating SBR rubber blend	
Reinforcement	High-tensile synthetic textile	
Cover	SBR rubber blend	
Temp	-40°C to +70°C, (-40°F to +158°F)	
Pressure	5 bar / 75 psi	
H0319	Lynx Soft Wall	M-20
		
Application	Transfer of dry bulk, of bottle caps and of cleaning agents. Discharge of abrasive materials	
Tube	3/16" tube thickness SBR blend	
Reinforcement	2-ply textile and conductive copper static wire	
Cover	SBR rubber blend	
Temp	-23°C to +66°C, (-10°F to +150°F)	
Pressure	5 bar / 75 psi	
H0521	Lynx Heavy Duty	M-21
		
Application	Transfer of dry bulk, of bottle caps and of cleaning agents. Discharge of abrasive materials	
Tube	1/4" tube thickness natural rubber blend	
Reinforcement	2-ply textile and conductive copper static wire	
Cover	SBR	
Temp	-23°C to +66°C, (-10°F to +150°F)	
Pressure	5 bar / 75 psi	
H0349	Wildcat	M-22
		
Application	Hot air blower hose; hot, dry, non-oily applications	
Tube	Synthetic rubber	
Reinforcement	Textile with dual helical wires	
Cover	Pin-pricked Synthetic rubber	
Temp	-34°C to +149°C, (-30°F to +300°F)	
Pressure	7.0-10.5 bar / 100-150 psi	
EHM003	Hot Air Blower	M-23
		
Application	Hot air blower hose; hot, dry, non-oily applications	
Tube	Heat resistant EPDM	
Reinforcement	High-tensile synthetic textile	
Cover	EPDM	
Temp	-40°C to +200°C Intermittent to 240°C (-40°F to +392°F) Intermittent to 464°F	
Pressure	10 bar / 145 psi	



Sandblast Page

H0034	Concord Sandblast	M-24
--------------	--------------------------	------



Application	Conveys sand or shot for cleaning purposes, sandblast equipment to clean steel or concrete before painting or sealing
Tube	Synthetic rubber
Reinforcement	4-ply textile
Cover	Synthetic rubber
Temp	-40°C to +66°C, (-40°F to +150°F)
Pressure	7.0-10.5 bar / 100-150 psi

EHC502	Sandblast 2-ply – 60mm³	M-25
---------------	---	------



Application	Conveys sand or shot for cleaning purposes, sandblast equipment to clean steel or concrete before painting or sealing
Certification	TS 5928 EN ISO 3861
Tube	Static dissipating SBR rubber blend
Reinforcement	High-tensile synthetic textile
Cover	Pin-pricked SBR rubber blend
Temp	-40°C to +70°C, (-40°F to +158°F)
Pressure	10 bar / 145 psi

EHC501	Sandblast 2-ply – 35mm³	M-26
---------------	---	------



Application	Conveys sand or shot for cleaning purposes, sandblast equipment to clean steel or concrete before painting or sealing
Certification	TS 5928 EN ISO 3861
Tube	Static dissipating natural rubber
Reinforcement	High-tensile synthetic textile with anti-static copper wire
Cover	Pin-pricked natural & synthetic rubber
Temp	-40°C to +70°C, (-40°F to +158°F)
Pressure	12 bar / 174 psi


EHC500	Sandblast – 60mm³	M-27
---------------	-------------------------------------	------



Application	Conveys sand or shot for cleaning purposes, sandblast equipment to clean steel or concrete before painting or sealing
Certification	TS 5928 EN ISO 3861
Tube	Static dissipating SBR rubber blend
Reinforcement	High-tensile synthetic textile with anti-static copper wire
Cover	Pin-pricked SBR rubber blend
Temp	-40°C to +70°C, (-40°F to +158°F)
Pressure	12 bar / 174 psi


Concrete, Plaster and Grout Page

EHK006	Marauder	M-28
---------------	-----------------	------



Application	High-pressure spraying plaster, grout, sand, gypsum, and ready-mixed concrete
Certification	ASME B30.27-2014
Tube	Abrasion resistant natural rubber
Reinforcement	High-tensile synthetic textile and anti-static copper wire
Cover	Pin-pricked special synthetic rubber
Temp	-40°C to +70°C, (-40°F to +158°F)
Pressure	85 bar / 1233 psi

EHK007	Marauder Heavy Duty	M-29
---------------	----------------------------	------



Application	High-pressure concrete pumping
Certification	ASME B30.27-2014
Tube	Abrasion resistant synthetic rubber and CBR blend
Reinforcement	High-tensile steel cords
Cover	Pin-pricked special synthetic rubber
Temp	-40°C to +70°C, (-40°F to +158°F)
Pressure	86 bar / 1250 psi

EHK008	Concrete Vibration	M-30
---------------	---------------------------	------



Application	Submerged vibrators to help prevent air bubbles
Tube	SBR rubber blend
Reinforcement	High-tensile synthetic textile
Cover	SBR rubber blend
Temp	-40°C to +70°C, (-40°F to +158°F)
Pressure	10 bar / 145 psi

EHK005	Plaster and Grout Spraying	M-31
---------------	-----------------------------------	------



Application	High-pressure spraying plaster, grout, sand, gypsum, and ready-mixed concrete
Tube	Abrasion resistant SBR rubber blend
Reinforcement	High-tensile synthetic textile and anti-static copper wire
Cover	Pin-pricked SBR rubber blend
Temp	-40°C to +70°C, (-40°F to +158°F)
Pressure	40 bar / 580 psi

EHK029	Plaster and Grout Spraying	M-32
---------------	-----------------------------------	------



Application	High-pressure spraying of plaster, grout and ready-mixed concrete
Tube	Abrasion resistant SBR
Reinforcement	High-tensile synthetic textile and anti-static copper wire
Cover	Abrasion resistant SBR rubber blend
Temp	-40°C to +70°C, (-40°F to +158°F)
Pressure	70 bar / 1000 psi



Slurry & Abrasive Resistant

EHK015

Channeled Abrasion Suction & Discharge



Application

- For suction and discharge of abrasive powders, dust, granules, sand, gravel and cement

Markets

- Construction
- In-plant transfer
- Tank truck
- Dry cement delivery

Construction

Tube Beige color, abrasion resistant natural rubber

Reinforcement

High-tensile synthetic textile with helical wire and anti-static copper wire

Cover Channeled, abrasion, ozone, and weather resistant SBR rubber blend

Color Black

Operating temperature

-40°C to +70°C
(-40°F to +158°F)

Packaging

100 ft
Coil on Pallet

Order Fulfillment

Made to Order

Number	Hose I.D.		Hose O.D.		Operating Pressure		Min. Burst Pressure		Minimum Bend Radius		Vacuum		Weight		Length	
	mm	in	mm	in	bar	psi	bar	psi	mm	in	kPa	in/Hg	kg/m	lbs/ft	mtr	ft
EHK015-16	25.4	1.00	36.0	1.42	10.0	145	30.0	435	40	1.57	92.0	21.7	0.76	0.51	30.5	100
EHK015-20	31.8	1.25	42.5	1.67	10.0	145	30.0	435	55	2.17	92.0	21.7	0.92	0.62	30.5	100
EHK015-24	38.1	1.50	48.4	1.91	10.0	145	30.0	435	75	2.95	92.0	21.7	1.07	0.72	30.5	100
EHK015-32	50.8	2.00	62.0	2.44	10.0	145	30.0	435	110	4.33	92.0	21.7	1.58	1.06	30.5	100
EHK015-40	63.5	2.50	76.0	2.99	10.0	145	30.0	435	150	5.91	92.0	21.7	2.07	1.39	30.5	100
EHK015-48	76.2	3.00	89.0	3.50	10.0	145	30.0	435	180	7.09	92.0	21.7	2.37	1.59	30.5	100
EHK015-56	88.9	3.50	104.5	4.11	10.0	145	30.0	435	225	8.86	92.0	21.7	3.34	2.25	30.5	100
EHK015-64	101.6	4.00	117.5	4.63	10.0	145	30.0	435	260	10.24	92.0	21.7	4.04	2.72	30.5	100
EHK015-80	127.0	5.00	145.5	5.73	10.0	145	30.0	435	340	13.39	92.0	21.7	6.12	4.11	30.5	100
EHK015-96	152.4	6.00	172.0	6.77	10.0	145	30.0	435	550	21.65	92.0	21.7	7.81	5.25	30.5	100

Type of couplings

- Cam and groove
- Combination nipple

Contact coupling manufacturer for attachment procedure and other coupling recommendations

Slurry & Abrasive Resistant

EHM001

Corrugated Dry Bulk Suction & Discharge



Application

- For suction and discharge of dry bulk materials, sand, gravel and dry cement

Markets

- Construction
- Cement placement

Construction

Tube Anti-static natural rubber

Reinforcement

High-tensile synthetic textile with steel helical wire and anti-static copper wire

Cover Corrugated, abrasion, ozone and weather resistant synthetic rubber

Color Gray

Operating temperature

-40°C to +70°C
(-40°F to +158°F)

Packaging

100 ft
Coil on Pallet
-160 Straight 20 ft

Order Fulfillment

Made to Order

Number	Hose I.D.		Hose O.D.		Operating Pressure		Min. Burst Pressure		Minimum Bend Radius		Vacuum		Weight		Length	
	mm	in	mm	in	bar	psi	bar	psi	mm	in	kPa	in/Hg	kg/m	lbs/ft	mtr	ft
EHM001-50	80.0	3.15	113.0	4.45	10.0	145	30.0	435	350	13.78	92.0	27.1	6.58	4.42	30.5	100
EHM001-64	101.6	4.00	133.0	5.24	10.0	145	30.0	435	500	19.68	92.0	27.1	7.66	5.15	30.5	100
EHM001-80	127.0	5.00	158.0	6.22	10.0	145	30.0	435	650	25.59	92.0	27.1	9.82	6.60	30.5	100
EHM001-96	152.4	6.00	183.0	7.20	10.0	145	30.0	435	750	29.53	92.0	27.1	12.12	8.15	30.5	100
EHM001-128	203.2	8.00	234.0	9.21	10.0	145	30.0	435	1750	68.90	92.0	27.1	16.59	11.15	30.5	100
EHM001-160	254.0	10.00	286.0	11.26	10.0	145	30.0	435	2000	78.74	92.0	27.1	22.18	14.91	6.1	20

Type of couplings

- Frame coupling and gaskets

Contact coupling manufacturer for attachment procedure and other coupling recommendations

Slurry & Abrasive Resistant

EHK014

Corrugated Abrasion Suction & Discharge



Application

- For suction and discharge of abrasive powders, dust, granules, sand, gravel and cement

Markets

- Construction
- In-plant transfer
- Tank truck
- Dry cement delivery

Construction

Tube Beige color, abrasion resistant natural rubber

Reinforcement

High-tensile synthetic textile with helical wire and anti-static copper wire

Cover

Corrugated, abrasion, ozone, and weather resistant SBR rubber blend

Color Black

Operating temperature

-40°C to +70°C
(-40°F to +158°F)

Packaging

100 ft
Coil on Pallet
-160 Straight 20 ft

Order Fulfillment

Made to Order

Number	Hose I.D.		Hose O.D.		Operating Pressure		Min. Burst Pressure		Minimum Bend Radius		Vacuum		Weight		Length	
	mm	in	mm	in	bar	psi	bar	psi	mm	in	kPa	in/Hg	kg/m	lbs/ft	mtr	ft
EHK014-16	25.4	1.00	37.5	1.48	10.0	145	30.0	435	50	1.97	92.0	27.1	0.80	0.54	30.5	100
EHK014-20	31.8	1.25	44.0	1.73	10.0	145	30.0	435	65	2.56	92.0	27.1	0.92	0.62	30.5	100
EHK014-24	38.1	1.50	51.0	2.01	10.0	145	30.0	435	80	3.15	92.0	27.1	1.23	0.83	30.5	100
EHK014-32	50.8	2.00	64.5	2.54	10.0	145	30.0	435	120	4.72	92.0	27.1	1.70	1.14	30.5	100
EHK014-40	63.5	2.50	77.5	3.05	10.0	145	30.0	435	165	6.50	92.0	27.1	2.28	1.53	30.5	100
EHK014-48	76.2	3.00	90.5	3.56	10.0	145	30.0	435	185	7.28	92.0	27.1	2.96	1.99	30.5	100
EHK014-56	88.9	3.50	106.0	4.17	10.0	145	30.0	435	220	8.66	92.0	27.1	3.72	2.50	30.5	100
EHK014-64	101.6	4.00	119.0	4.69	10.0	145	30.0	435	250	9.84	92.0	27.1	4.50	3.02	30.5	100
EHK014-80	127.0	5.00	147.0	5.79	10.0	145	30.0	435	450	17.72	92.0	27.1	6.56	4.41	30.5	100
EHK014-96	152.4	6.00	173.0	6.81	10.0	145	30.0	435	550	21.65	92.0	27.1	8.64	5.81	30.5	100
EHK014-128	203.2	8.00	227.0	8.94	10.0	145	30.0	435	900	35.43	80.0	24	13.67	9.19	30.5	100
EHK014-160	254.0	10.00	279.0	10.98	10.0	145	30.0	435	1200	47.24	80.0	24	16.79	11.28	6.1	20

Type of couplings

- Cam and groove
- Combination nipple

Contact coupling manufacturer for attachment procedure and other coupling recommendations

Slurry & Abrasive Resistant

EHM002

Abrasive Material
Suction & Discharge



Application

- For suction and discharge of dry bulk materials, sand, gravel and dry cement

Markets

- Construction
- Cement placement

Abrasion loss value: Acc DIN 53516 ≤ 60mm³

Construction

Tube Static dissipating synthetic rubber
Reinforcement

High-tensile synthetic textile with steel helical wire and anti-static copper wire

Cover Abrasion, ozone, and weather resistant synthetic rubber

Color Black

Operating temperature

-40°C to +70°C
(-40°F to +158°F)

Packaging

100 ft
Coil on Pallet
-160 Straight 20 ft

Order Fulfillment

Made to Order

Number	Hose I.D.		Hose O.D.		Operating Pressure		Min. Burst Pressure		Minimum Bend Radius		Vacuum		Weight		Length	
	mm	in	mm	in	bar	psi	bar	psi	mm	in	kPa	in/Hg	kg/m	lbs/ft	mtr	ft
EHM002-48	76.2	3.00	103	4.06	10.0	145	30.0	435	305	12.00	92.0	27.1	5.18	3.48	30.5	100
EHM002-64	101.6	4.00	131	5.16	10.0	145	30.0	435	550	21.65	92.0	27.1	7.23	4.86	30.5	100
EHM002-80	127.0	5.00	156	6.14	10.0	145	30.0	435	650	25.59	80.0	24.0	9.18	6.17	30.5	100
EHM002-96	152.4	6.00	180	7.09	10.0	145	30.0	435	900	35.43	80.0	24.0	10.55	7.09	30.5	100
EHM002-128	203.2	8.00	233	9.17	10.0	145	30.0	435	1200	47.24	80.0	24.0	15.52	10.43	30.5	100
EHM002-160	254.0	10.00	291	11.46	8.0	116	24.0	348	1600	62.99	80.0	24.0	23.50	15.80	6.1	20

Type of couplings

- Rubber beaded end with flange

Contact coupling manufacturer for attachment procedure and other coupling recommendations

Slurry & Abrasive Resistant

EHK013

Abrasion
Suction & Discharge



Application

- For suction and discharge of abrasive powders, dust, granules, sand, gravel and cement

Markets

- Construction
- In-plant transfer
- Tank truck
- Dry cement delivery

Construction

Tube Beige color, abrasion resistant natural rubber

Reinforcement

High-tensile synthetic textile with helical wire and anti-static copper wire

Cover Pin-pricked, abrasion, ozone, and weather resistant SBR rubber blend

Color Black

Operating temperature

-40°C to +70°C
(-40°F to +158°F)

Packaging

100 ft
Coil on Pallet
-160 Straight 20 ft

Order Fulfillment

Made to Order

Number	Hose I.D.		Hose O.D.		Operating Pressure		Min. Burst Pressure		Minimum Bend Radius		Vacuum		Weight		Length	
	mm	in	mm	in	bar	psi	bar	psi	mm	in	kPa	in/Hg	kg/m	lbs/ft	mtr	ft
EHK013-16	25.4	1.00	37.0	1.46	10.0	145	30.0	435	60	2.36	92.0	27.1	0.85	0.57	30.5	100
EHK013-20	31.8	1.25	45.0	1.77	10.0	145	30.0	435	75	2.95	92.0	27.1	1.01	0.62	30.5	100
EHK013-24	38.1	1.50	52.0	2.05	10.0	145	30.0	435	90	3.53	92.0	27.1	1.35	0.91	30.5	100
EHK013-32	50.8	2.00	66.0	2.60	10.0	145	30.0	435	150	5.91	92.0	27.1	1.92	1.29	30.5	100
EHK013-40	63.5	2.50	78.5	3.09	10.0	145	30.0	435	225	8.86	92.0	27.1	2.33	1.57	30.5	100
EHK013-48	76.2	3.00	92.0	3.62	10.0	145	30.0	435	275	10.83	92.0	27.1	3.03	2.03	30.5	100
EHK013-56	88.9	3.50	107.0	4.21	10.0	145	30.0	435	350	13.78	92.0	27.1	3.62	2.43	30.5	100
EHK013-64	101.6	4.00	120.0	4.72	10.0	145	30.0	435	400	15.75	92.0	27.1	4.47	3.00	30.5	100
EHK013-80	127.0	5.00	149.0	5.87	10.0	145	30.0	435	500	19.69	92.0	27.1	6.58	4.42	30.5	100
EHK013-96	152.4	6.00	174.5	6.87	10.0	145	30.0	435	650	25.59	92.0	27.1	8.59	5.77	30.5	100
EHK013-128	203.2	8.00	229.0	9.02	10.0	145	30.0	435	950	37.40	80.0	24	13.38	8.99	30.5	100
EHK013-160	254.0	10.00	281.0	11.06	10.0	145	30.0	435	1400	55.12	80.0	24	16.79	11.29	6.1	20

Type of couplings

- Cam and groove
- Combination nipple

Contact coupling manufacturer for attachment procedure and other coupling recommendations

Slurry & Abrasive Resistant

EHM005

Hard Wall
Suction & Discharge



Application

- For suction and discharge of abrasive materials including barite bentonite

Markets

- Construction
- In-plant transfer
- Tank truck
- Bottling plant
- Coal plant
- Well service
- Oil and gas exploration

Construction

Tube High abrasion resistant static dissipating natural rubber

Reinforcement

High-tensile synthetic textile with dual helical wire and anti-static copper wire

Cover

Weather and ozone resistant EPDM rubber

Color Black

Operating temperature

-40°C to +70°C
(-40°F to +158°F)

Packaging

100 ft
Coil on Pallet

Order Fulfillment

Made to Order

Number	Hose I.D.		Hose O.D.		Operating Pressure		Min. Burst Pressure		Minimum Bend Radius		Vacuum		Weight		Length	
	mm	in	mm	in	bar	psi	bar	psi	mm	in	kPa	in/Hg	kg/m	lbs/ft	mtr	ft
EHM005-64	101.6	4.00	123	4.84	10.0	145	40.0	580	1020	40.16	80.0	24	5.37	3.61	30.5	100
EHM005-80	127.0	5.00	149	5.87	10.0	145	40.0	580	1270	50.00	80.0	24	6.97	4.68	30.5	100
EHM005-96	152.4	6.00	174	6.85	10.0	145	40.0	580	1520	59.84	80.0	24	8.71	5.85	30.5	100

Type of couplings

- Cam and groove
- Combination nipple

Contact coupling manufacturer for attachment procedure and other coupling recommendations

Slurry & Abrasive Resistant

EHK012

Abrasion Discharge



Application

- For discharge of abrasive powders, dust, granules, sand, gravel, and cement

Markets

- Construction
- In-plant transfer
- Tank truck
- Dry cement delivery

Construction

Tube Beige color, abrasion resistant natural rubber

Reinforcement

High-tensile synthetic textile with anti-static copper wire

Cover Pin-pricked, abrasion, ozone, and weather resistant SBR rubber blend

Color Black

Operating temperature

-40°C to +70°C
(-40°F to +158°F)

Packaging

100 ft
Coil on Pallet
-160 Straight 20 ft

Order Fulfillment

Made to Order

Number	Hose I.D.		Hose O.D.		Operating Pressure		Min. Burst Pressure		Weight		Length	
	mm	in	mm	in	bar	psi	bar	psi	kg/m	lbs/ft	mtr	ft
EHK012-16	25.4	1.00	37.0	1.46	10.0	145	30.0	435	0.60	0.40	30.5	100
EHK012-20	31.8	1.25	44.0	1.73	10.0	145	30.0	4.35	0.78	0.52	30.5	100
EHK012-24	38.1	1.50	50.0	1.97	10.0	145	30.0	4.35	0.90	0.61	30.5	100
EHK012-32	50.8	2.00	64.5	2.54	10.0	145	30.0	4.35	1.35	0.91	30.5	100
EHK012-40	63.5	2.50	77.0	3.03	10.0	145	30.0	4.35	1.65	1.11	30.5	100
EHK012-48	76.2	3.00	90.0	3.54	10.0	145	30.0	4.35	1.98	1.33	30.5	100
EHK012-56	88.9	3.50	104.0	4.09	10.0	145	30.0	4.35	2.43	1.63	30.5	100
EHK012-64	101.6	4.00	118.0	4.65	10.0	145	30.0	4.35	3.15	2.11	30.5	100
EHK012-80	127.0	5.00	146.0	5.75	10.0	145	30.0	4.35	4.61	3.10	30.5	100
EHK012-96	152.4	6.00	172.0	6.77	10.0	145	30.0	4.35	5.73	3.85	30.5	100
EHK012-128	203.2	8.00	225.0	8.86	10.0	145	30.0	4.35	8.35	5.61	30.5	100
EHK012-160	254.0	10.00	276.0	10.87	10.0	145	30.0	4.35	10.94	7.35	6.1	20

Type of couplings

- Cam and groove
- Combination nipple

Contact coupling manufacturer for attachment procedure and other coupling recommendations

Slurry & Abrasive Resistant

EHM004

Soft Wall Bulk Discharge



Application

- For discharge of abrasive materials including barite bentonite

Markets

- Construction
- In-plant transfer
- Tank truck
- Bottling plant
- Coal plant
- Well service
- Oil and gas exploration

Construction

Tube Static dissipating NR rubber
Reinforcement High-tensile synthetic textile with anti-static copper wire

Cover Weather and ozone resistant EPDM rubber

Color Black

Abrasion value 70 mm³ DIN 53516

Operating temperature

-40°C to +70°C
 (-40°F to +158°F)

Packaging

100 ft
 Coil on Pallet

Order Fulfillment

Made to Order

Number	Hose I.D.		Hose O.D.		Operating Pressure		Min. Burst Pressure		Minimum Bend Radius		Weight		Length	
	mm	in	mm	in	bar	psi	bar	psi	mm	in	kg/m	lbs/ft	mtr	ft
EHM004-48	76.2	3.00	97	3.82	14.0	205	56.0	812	760	29.92	3.24	2.18	30.5	100
EHM004-64	101.6	4.00	123	4.84	10.0	145	40.0	580	1020	40.16	4.50	3.03	30.5	100
EHM004-80	127.0	5.00	149	5.87	10.0	145	40.0	580	1270	50.00	5.82	3.91	30.5	100
EHM004-96	152.4	6.00	174	6.85	10.0	145	40.0	580	1520	59.84	6.63	4.46	30.5	100

Type of couplings

- Cam and groove
- Combination nipple

Contact coupling manufacturer for attachment procedure and other coupling recommendations

Slurry & Abrasive Resistant

EHK011

Abrasion Gravity-fed Discharge



Application

- For discharge of abrasive materials without pressure such as sand, gravel, cement, and grain

Markets

- Construction
- Dry cement delivery

Construction

Tube Natural rubber

Color Natural

Operating temperature

-40°C to +70°C
(-40°F to +158°F)

Packaging

100 ft
Coil on Pallet
-160 Straight 20 ft

Order Fulfillment

Made to Order

Number	Hose I.D.		Hose O.D.		Weight		Length	
	mm	in	mm	in	kg/m	lbs/ft	mtr	ft
EHK011-16	25.4	1.00	35.4	1.39	0.48	0.32	30.5	100
EHK011-22	35.0	1.38	45.0	1.77	0.63	0.42	30.5	100
EHK011-28	45.0	1.75	55.0	2.17	0.80	0.53	30.5	100
EHK011-32	50.8	2.00	60.0	2.36	0.81	0.54	30.5	100
EHK011-48	76.2	3.00	86.2	3.39	1.27	0.85	30.5	100
EHK011-56	88.9	3.50	100.0	3.94	1.49	1.00	30.5	100
EHK011-64	101.6	4.00	111.6	4.39	1.67	1.12	30.5	100
EHK011-72	114.0	4.50	124.0	4.88	1.87	1.26	30.5	100
EHK011-80	127.0	5.00	137.0	5.39	2.06	1.39	30.5	100
EHK011-88	140.0	5.50	150.0	5.91	2.26	1.52	30.5	100
EHK011-96	152.4	6.00	162.4	6.39	2.46	1.65	30.5	100
EHK011-106	168.0	6.63	178.0	7.01	2.71	1.82	30.5	100
EHK011-128	203.2	8.00	213.0	8.39	3.25	2.18	30.5	100
EHK011-138	219.0	8.63	229.0	9.02	3.50	2.35	30.5	100
EHK011-160	254.0	10.00	264.0	10.39	4.05	2.72	6.1	20

Dry Material

EHK004

Channeled Dry Bulk



Application

- For suction and discharge of dry bulk materials, sand, gravel, dry cement

Markets

- Construction
- Cement
- Swimming pool

Abrasion loss value acc. DIN53516 $\leq 60\text{mm}^3$

Construction

Tube Reinforcement Static dissipating SBR rubber blend

High-tensile synthetic textile with helical wire and anti-static copper wire

Cover Channeled, abrasion, ozone, and weather resistant SBR rubber blend

Color Black

Operating temperature

-40°C to +70°C
(-40°F to +158°F)

Packaging

100 ft
Coil on Pallet

Order Fulfillment

Made to Order

Number	Hose I.D.		Hose O.D.		Operating Pressure		Min. Burst Pressure		Minimum Bend Radius		Vacuum		Weight		Length	
	mm	in	mm	in	bar	psi	bar	psi	mm	in	kPa	in/Hg	kg/m	lbs/ft	mtr	ft
EHK004-16	25.4	1.00	36.0	1.42	10.0	145	30.0	435	80	3.15	92.0	27.1	0.77	0.52	30.5	100
EHK004-20	31.8	1.25	42.5	1.67	10.0	145	30.0	435	100	3.94	92.0	27.1	0.94	0.63	30.5	100
EHK004-24	38.1	1.50	48.4	1.91	10.0	145	30.0	435	120	4.72	92.0	27.1	1.09	0.73	30.5	100
EHK004-32	50.8	2.00	62.0	2.44	10.0	145	30.0	435	160	6.30	92.0	27.1	1.61	1.08	30.5	100
EHK004-40	63.5	2.50	76.0	2.99	10.0	145	30.0	435	200	7.87	92.0	27.1	2.14	1.44	30.5	100
EHK004-48	76.2	3.00	89.0	3.50	10.0	145	30.0	435	250	9.84	92.0	27.1	2.45	1.65	30.5	100
EHK004-56	90.0	3.50	104.5	4.11	10.0	145	30.0	435	300	11.81	92.0	27.1	3.43	2.31	30.5	100
EHK004-64	101.6	4.00	117.5	4.63	10.0	145	30.0	435	350	13.78	92.0	27.1	4.14	2.78	30.5	100
EHK004-80	127.0	5.00	145.5	5.73	10.0	145	30.0	435	450	17.72	92.0	27.1	6.31	4.24	30.5	100
EHK004-96	152.4	6.00	172.0	6.77	10.0	145	30.0	435	560	22.05	92.0	27.1	8.04	5.40	30.5	100

Type of couplings

- Cam and groove
- Combination nipple

Contact coupling manufacturer for attachment procedure and other coupling recommendations

Dry Material

EHK003

Corrugated Dry Bulk
Suction & discharge



Application

- For suction and discharge of dry bulk materials, sand, gravel, dry cement

Markets

- Construction
- Cement
- Swimming pool

Construction

Tube Reinforcement Static dissipating synthetic rubber

High-tensile synthetic textile with helical wire and anti-static copper wire

Cover Corrugated, abrasion, ozone, and weather resistant synthetic rubber

Color Black

Operating temperature

-40°C to +70°C
(-40°F to +158°F)

Packaging

100 ft
Coil on Pallet
-160 Straight 20 ft

Order Fulfillment

Made to Order

Number	Hose I.D.		Hose O.D.		Operating Pressure		Min. Burst Pressure		Minimum Bend Radius		Vacuum		Weight		Length	
	mm	in	mm	in	bar	psi	bar	psi	mm	in	kPa	in/Hg	kg/m	lbs/ft	mtr	ft
EHK003-16	25.4	1.00	37.5	1.48	10.0	145	30.0	435	85	3.35	92.0	27.1	0.79	0.53	30.5	100
EHK003-20	31.8	1.25	44.0	1.73	10.0	145	30.0	435	115	4.53	92.0	27.1	0.95	0.64	30.5	100
EHK003-24	38.1	1.50	51.0	2.00	10.0	145	30.0	435	135	5.31	92.0	27.1	1.27	0.86	30.5	100
EHK003-32	50.8	2.00	64.5	2.54	10.0	145	30.0	435	180	7.09	92.0	27.1	1.75	1.18	30.5	100
EHK003-40	63.5	2.50	77.5	3.05	10.0	145	30.0	435	230	9.06	92.0	27.1	2.35	1.58	30.5	100
EHK003-48	76.2	3.00	90.5	3.56	10.0	145	30.0	435	280	11.02	92.0	27.1	3.04	2.04	30.5	100
EHK003-56	90.0	3.50	106.0	4.17	10.0	145	30.0	435	340	13.39	92.0	27.1	3.82	2.57	30.5	100
EHK003-64	101.6	4.00	119.0	4.69	10.0	145	30.0	435	400	15.75	92.0	27.1	4.61	3.10	30.5	100
EHK003-80	127.0	5.00	147.0	5.79	10.0	145	30.0	435	500	19.68	92.0	27.1	6.75	4.54	30.5	100
EHK003-96	152.4	6.00	173.0	6.81	10.0	145	30.0	435	630	24.90	92.0	27.1	8.86	5.96	30.5	100
EHK003-128	203.2	8.00	227.0	8.94	10.0	145	30.0	435	1000	39.37	80.0	24.0	13.22	8.89	30.5	100
EHK003-160	254.0	10.00	279.0	10.98	10.0	145	30.0	435	1300	51.18	80.0	24.0	17.15	11.53	6.1	20

Type of couplings

- Cam and groove
- Combination nipple

Contact coupling manufacturer for attachment procedure and other coupling recommendations

Dry Material

EHK002

Dry Bulk
Suction & Discharge



Application

- For suction and discharge of dry bulk materials, sand, gravel, dry cement

Markets

- Construction
- Cement
- Swimming pool

Abrasion loss value acc. DIN53516 $\leq 60\text{mm}^3$

Construction

Tube Abrasion resistant, static dissipating SBR rubber blend

Reinforcement

High-tensile synthetic textile with helical wire and anti-static copper wire

Cover

Abrasion, ozone, and weather resistant SBR rubber blend

Color Black

Operating temperature

-40°C to +70°C
(-40°F to +158°F)

Packaging

100 ft
Coil on Pallet
-160 Straight 20 ft

Order Fulfillment

Made to Order

Number	Hose I.D.		Hose O.D.		Operating Pressure		Min. Burst Pressure		Minimum Bend Radius		Vacuum		Weight		Length	
	mm	in	mm	in	bar	psi	bar	psi	mm	in	kPa	in/Hg	kg/m	lbs/ft	mtr	ft
EHK002-16	25.4	1.00	39.0	1.54	10.0	145	30.0	435	125	4.92	92.0	27.1	0.88	0.59	30.5	100
EHK002-20	31.8	1.25	45.0	1.77	10.0	145	30.0	435	160	6.30	92.0	27.1	1.05	0.71	30.5	100
EHK002-24	38.1	1.50	52.0	2.05	10.0	145	30.0	435	190	7.48	92.0	27.1	1.40	0.94	30.5	100
EHK002-32	50.8	2.00	66.0	2.60	10.0	145	30.0	435	250	9.84	92.0	27.1	1.98	1.33	30.5	100
EHK002-40	63.5	2.50	78.5	3.09	10.0	145	30.0	435	315	12.40	92.0	27.1	2.31	1.55	30.5	100
EHK002-48	76.2	3.00	92.0	3.62	10.0	145	30.0	435	380	14.96	92.0	27.1	3.11	2.09	30.5	100
EHK002-56	90.0	3.50	107.0	4.21	10.0	145	30.0	435	450	17.72	92.0	27.1	3.76	2.53	30.5	100
EHK002-64	101.6	4.00	120.0	4.72	10.0	145	30.0	435	550	21.65	92.0	27.1	4.55	3.06	30.5	100
EHK002-80	127.0	5.00	149.0	5.87	10.0	145	30.0	435	700	27.56	92.0	27.1	6.70	4.50	30.5	100
EHK002-96	152.4	6.00	174.5	6.87	10.0	145	30.0	435	850	33.46	92.0	27.1	8.81	5.92	30.5	100
EHK002-128	203.2	8.00	229.0	9.02	10.0	145	30.0	435	1200	47.24	80.0	24.0	13.69	9.20	30.5	100
EHK002-160	254.0	10.00	281.0	11.06	10.0	145	30.0	435	1600	62.99	80.0	24.0	17.16	11.54	6.1	20

Type of couplings

- Cam and groove
- Combination nipple

Contact coupling manufacturer for attachment procedure and other coupling recommendations

Dry Material

EHK010

Dry Bulk
Suction & Discharge



Application

- For light duty suction and discharge of dry bulk materials, sand, gravel and dry cement where high electrical resistance is needed

Markets

- Construction
- Cement
- Swimming pool

Construction

Tube Reinforcement Static dissipating synthetic rubber

High-tensile synthetic textile with helical wire and anti-static copper wire

Cover Abrasion, ozone, and weather resistant synthetic rubber

Color Black

Abrasion loss value acc. DIN53516 $\leq 60\text{mm}^3$

Operating temperature

-40°C to +70°C
(-40°F to +158°F)

Packaging

100 ft
Coil on Pallet
-160 Straight 20 ft

Order Fulfillment

Made to Order

Number	Hose I.D.		Hose O.D.		Operating Pressure		Min. Burst Pressure		Minimum Bend Radius		Vacuum		Weight		Length	
	mm	in	mm	in	bar	psi	bar	psi	mm	in	kPa	in/Hg	kg/m	lbs/ft	mtr	ft
EHK010-16	25.4	1.00	37	1.46	5.0	73	15.5	225	130	5.12	92.0	27.1	0.73	0.49	30.5	100
EHK010-20	31.8	1.25	43	1.69	5.0	73	15.5	225	165	6.50	92.0	27.1	0.87	0.58	30.5	100
EHK010-24	38.1	1.50	50	1.97	5.0	73	15.5	225	200	7.87	92.0	27.1	1.21	0.81	30.5	100
EHK010-32	50.8	2.00	64	2.52	5.0	73	15.5	225	270	10.63	92.0	27.1	1.73	1.16	30.5	100
EHK010-40	63.5	2.50	77	3.03	5.0	73	15.5	225	325	12.80	92.0	27.1	2.11	1.42	30.5	100
EHK010-48	76.2	3.00	91	3.58	5.0	73	15.5	225	400	15.75	92.0	27.1	2.92	1.96	30.5	100
EHK010-56	90.0	3.50	105	4.13	5.0	73	15.5	225	470	18.50	92.0	27.1	3.54	2.38	30.5	100
EHK010-64	101.6	4.00	118	4.65	5.0	73	15.5	225	570	22.44	92.0	27.1	4.00	2.69	30.5	100
EHK010-80	127.0	5.00	146	5.75	5.0	73	15.5	225	720	28.35	92.0	27.1	6.01	4.04	30.5	100
EHK010-96	152.4	6.00	172	6.77	5.0	73	15.5	225	870	34.25	92.0	27.1	7.98	5.36	30.5	100
EHK010-128	203.2	8.00	227	8.94	5.0	73	15.5	225	1220	48.03	80.0	24.0	12.68	8.52	30.5	100
EHK010-160	254.0	10.00	279	10.98	5.0	73	15.5	225	1630	64.17	80.0	24.0	15.76	10.59	6.1	20

Type of couplings

- Cam and groove
- Combination nipple

Contact coupling manufacturer for attachment procedure and other coupling recommendations

Dry Material

EHK016

Dry Bulk Discharge



Application

- For medium duty suction and discharge of dry bulk materials, sand, gravel and dry cement where high electrical resistance is needed

Markets

- Construction
- Cement
- Swimming pool

Construction

Tube Abrasion resistant static dissipating natural rubber

Reinforcement

High-tensile synthetic textile with anti-static copper wire

Cover

Abrasion, ozone, and weather resistant synthetic rubber

Color Black

Abrasion loss value acc. DIN53516 $\leq 60\text{mm}^3$

Operating temperature

-40°C to +70°C
(-40°F to +158°F)

Packaging

100 ft
Coil on Pallet
-160 Straight 20 ft

Order Fulfillment

Made to Order

Number	Hose I.D.		Hose O.D.		Operating Pressure		Min. Burst Pressure		Weight		Length	
	mm	in	mm	in	bar	psi	bar	psi	kg/m	lbs/ft	mtr	ft
EHK016-16	25.4	1.00	37.0	1.46	10.0	145	30.0	435	0.62	0.42	30.5	100
EHK016-20	31.8	1.25	44.0	1.73	10.0	145	30.0	435	0.82	0.55	30.5	100
EHK016-24	38.1	1.50	50.0	1.97	10.0	145	30.0	435	0.95	0.64	30.5	100
EHK016-28	44.5	1.75	58.0	2.28	10.0	145	30.0	435	1.27	0.85	30.5	100
EHK016-32	50.8	2.00	64.5	2.54	10.0	145	30.0	435	1.42	0.95	30.5	100
EHK016-40	63.5	2.50	77.0	3.03	10.0	145	30.0	435	1.73	1.16	30.5	100
EHK016-48	76.2	3.00	90.0	3.54	10.0	145	30.0	435	2.09	1.41	30.5	100
EHK016-56	90.0	3.50	104.0	4.09	10.0	145	30.0	435	2.56	1.72	30.5	100
EHK016-64	101.6	4.00	118.0	4.65	10.0	145	30.0	435	3.25	2.18	30.5	100
EHK016-80	127.0	5.00	146.0	5.75	10.0	145	30.0	435	4.84	3.25	30.5	100
EHK016-96	152.4	6.00	172.0	6.77	10.0	145	30.0	435	6.00	4.03	30.5	100
EHK016-128	203.2	8.00	225.0	8.86	10.0	145	30.0	435	8.71	5.86	30.5	100
EHK016-160	254.0	10.00	276.0	10.87	10.0	145	30.0	435	11.40	7.66	6.1	20

Type of couplings

- Cam and groove
- Combination nipple

Contact coupling manufacturer for attachment procedure and other coupling recommendations

Dry Material

EHK001

Flat Dry Bulk Discharge



Application

- For discharge of dry cement and abrasive materials

Markets

- Construction
- Cement
- Swimming pool

Construction

Tube Abrasion resistant static dissipating SBR rubber blend

Reinforcement

High-tensile synthetic textile

Cover Abrasion, ozone, and weather resistant SBR rubber blend

Color Black

Abrasion loss value acc. DIN53516 $\leq 60\text{mm}^3$

Operating temperature

-40°C to +70°C
(-40°F to +158°F)

Packaging

100 ft
Coil on Pallet

Order Fulfillment

Made to Order

Number	Hose I.D.		Hose O.D.		Operating Pressure		Min. Burst Pressure		Weight		Length	
	mm	in	mm	in	bar	psi	bar	psi	kg/m	lbs/ft	mtr	ft
EHK001-32	50.8	2.00	60.4	2.38	5.0	73	15.0	218	0.96	0.65	30.5	100
EHK001-40	63.5	2.50	73.0	2.87	5.0	73	15.0	218	1.18	0.79	30.5	100
EHK001-48	76.2	3.00	86.0	3.39	5.0	73	15.0	218	1.39	0.93	30.5	100
EHK001-50	80.0	3.15	90.0	3.54	5.0	73	15.0	218	1.52	1.02	30.5	100
EHK001-56	90.0	3.50	100.0	3.94	5.0	73	15.0	218	1.77	1.19	30.5	100
EHK001-64	101.6	4.00	112.0	4.41	5.0	73	15.0	218	2.03	1.36	30.5	100
EHK001-67	110.0	4.35	120.0	4.72	5.0	73	15.0	218	2.10	1.41	30.5	100
EHK001-80	127.0	5.00	137.0	5.39	5.0	73	15.0	218	2.41	1.62	30.5	100
EHK001-96	152.4	6.00	164.0	6.46	5.0	73	15.0	218	3.41	2.29	30.5	100
EHK001-128	203.2	8.00	215.0	8.46	5.0	73	15.0	218	4.66	3.13	30.5	100

Type of couplings

- Cam and groove
- Combination nipple

Contact coupling manufacturer for attachment procedure and other coupling recommendations

Dry Material



H0319

Lynx Soft Wall



Application

- Transfer of dry bulk
- Discharge of abrasive material
- Transfer of bottle caps
- Transfer of cleaning agents

Markets

- In-plant transfers
- Tank truck
- Bottling plant
- Coal plant
- Dry cement operations
- Well service

Construction

Tube SBR blend,
3/16" tube thickness

Reinforcement

2-ply textile and conductive
copper anti-static wire

Cover SBR rubber blend

Color Black

Operating temperature

-23°C to +66°C
(-10°F to +150°F)

Packaging

100 ft
Coil on Pallet

Order Fulfillment

Made to Stock
Made to Order

Number	Hose I.D.		Hose O.D.		Operating Pressure		Min. Burst Pressure		Weight		Length	
	mm	in	mm	in	bar	psi	bar	psi	kg/m	lbs/ft	mtr	ft
H031964-100	101.6	4.00	119.1	4.69	5.0	75	20.7	300	3.13	2.10	30.5	100
H031980-100	127.0	5.00	146.0	5.75	5.0	75	20.7	300	4.18	2.81	30.5	100

Type of couplings

- Cam and groove
- Combination nipple


Contact coupling manufacturer for attachment procedure and other coupling recommendations

Dry Material



H0521

Lynx Heavy Duty



Application

- Transfer of dry bulk
- Discharge of abrasive material
- Transfer of bottle caps
- Transfer of cleaning agents

Markets

- In-plant transfers
- Tank truck
- Bottling plant
- Coal plant
- Dry cement operations
- Well service

Construction

Tube 1/4" tube thickness
natural rubber blend

Reinforcement:

2-ply textile and conductive copper anti-static wire

Cover SBR

Color Black

Operating temperature

-23°C to +66°C
(-10°F to +150°F)

Packaging

100 ft
Coil on Pallet

Order Fulfillment

Made to Stock
Made to Order

Number	Hose I.D.		Hose O.D.		Operating Pressure		Min. Burst Pressure		Weight		Length	
	mm	in	mm	in	bar	psi	bar	psi	kg/m	lbs/ft	mtr	ft
H052164-100	101.6	4.00	123.2	4.85	5.0	75	20.7	300	4.12	2.77	30.5	100
H052180-100	127.0	5.00	149.0	5.87	5.0	75	20.7	300	5.13	3.45	30.5	100

Type of couplings

- Cam and groove
- Combination nipple

Contact coupling manufacturer for attachment procedure and other coupling recommendations

Dry Material



H0349

Wildcat Hot Air Transfer



Application

- Hot air blower hose
- Hot, dry, non-oily applications

Markets

- Construction
- In-plant transfers
- Tank truck
- Dry cement delivery

Construction

Tube EPDM rubber

Reinforcement

Textile with dual helical wires

Cover Pin-pricked EPDM rubber

Color Brown

Operating temperature

-34°C to +149°C

(-30°F to +300°F)

Packaging

100 ft
Coil on Pallet

Order Fulfillment

Made to Stock
Made to Order

Number	Hose I.D.		Hose O.D.		Operating Pressure		Min. Burst Pressure		Minimum Bend Radius		Vacuum		Weight		Length	
	mm	in	mm	in	bar	psi	bar	psi	mm	in	kPa	in/Hg	kg/m	lbs/ft	mtr	ft
H034948-100	76.2	3.00	92.0	3.62	10.5	150	42	600	228.6	9.0	81.3	24	2.68	1.80	30.5	100
H034964-100	101.6	4.00	118.2	4.65	7.0	100	28	400	279.4	11.0	81.3	24	3.62	2.43	30.5	100

Type of couplings

- Cam and groove
- Combination nipple

Contact coupling manufacturer for attachment procedure and other coupling recommendations

Dry Material

EHM003

Hot Air Blower



Application

- Hot air blower hose
- Hot, dry, non-oily applications
- Transfer hot and dry air from compressor to tank truck

Markets

- Construction
- In-plant transfers
- Tank truck
- Dry cement delivery

Construction

Tube Heat resistant white EPDM
Reinforcement High-tensile synthetic textile
Cover Abrasion, ozone & weather resistance EPDM rubber

Color Black

Operating temperature

-40°C to +200°C
 Intermittent to 240°C
 (-40°F to +392°F)
 Intermittent to 464°F

Packaging

100 ft
 Coil on Pallet

Order Fulfillment

Made to Order

Number	Hose I.D.		Hose O.D.		Operating Pressure		Min. Burst Pressure		Weight		Length	
	mm	in	mm	in	bar	psi	bar	psi	kg/m	lbs/ft	mtr	ft
EHM003-16	25.4	1.00	39	1.54	10.0	145	30.0	435	0.83	0.55	30.5	100
EHM003-20	32.0	1.25	46	1.81	10.0	145	30.0	435	1.00	0.67	30.5	100
EHM003-24	38.0	1.50	54	2.13	10.0	145	30.0	435	1.41	0.95	30.5	100
EHM003-32	50.8	2.00	68	2.68	10.0	145	30.0	435	1.96	1.31	30.5	100
EHM003-40	63.5	2.50	81	3.19	10.0	145	30.0	435	2.39	1.61	30.5	100
EHM003-48	76.2	3.00	94	3.70	10.0	145	30.0	435	2.81	1.89	30.5	100
EHM003-64	101.6	4.00	120	4.72	10.0	145	30.0	435	3.85	2.59	30.5	100

Type of couplings

- Cam and groove
- Combination nipple


Contact coupling manufacturer for attachment procedure and other coupling recommendations

Sandblast



H0034

Concord Sandblast



Application

- Conveys sand or shot for cleaning purposes
- Conveys sand from sandblast equipment to clean steel or concrete before painting or sealing

Markets

- Construction
- Metal working
- Ship building

Construction

Tube Synthetic rubber

Reinforcement

4-ply textile

Cover Synthetic rubber

Color Black

Abrasion loss value acc. DIN53516 $\leq 60\text{mm}^3$

Operating temperature

-40°C to +66°C
(-40°F to +150°F)

Packaging

100 ft
Coil on Pallet

Order Fulfillment

Made to Stock
Made to Order

Number	Hose I.D.		Hose O.D.		Operating Pressure		Min. Burst Pressure		Minimum Bend Radius		Weight		Length	
	mm	in	mm	in	bar	psi	bar	psi	mm	in	kg/m	lbs/ft	mtr	ft
H003408-100	12.7	0.50	27.0	1.06	10.5	150	41	600	60	2.36	0.73	0.49	30.5	100
H003412-100	19.0	0.75	38.0	1.50	10.5	150	41	600	80	3.15	1.05	0.71	30.5	100
H003416-100	25.4	1.00	47.8	1.87	10.5	150	41	600	115	4.53	1.56	1.05	30.5	100
H003420-100	31.8	1.25	54.8	2.16	8.5	125	35	500	135	5.31	1.90	1.28	30.5	100
H003424-100	38.1	1.50	60.0	2.36	7.0	100	28	400	175	6.89	2.03	1.36	30.5	100
H003432-100	50.8	2.00	73.0	2.87	7.0	100	28	400	310	12.2	2.47	1.70	30.5	100

Type of couplings

- Sandblast couplings that attach to the O.D. of hose

Contact coupling manufacturer for attachment procedure and other coupling recommendations

Sandblast

EHC502

Sandblast 2-ply - 60mm³



Application

- Conveys sand or shot for cleaning purposes
- Conveys sand from sandblast equipment to clean steel or concrete before painting or sealing

Markets

- Construction
- Metal working
- Ship building

Construction

Tube Static dissipating SBR rubber blend

Reinforcement

High-tensile synthetic textile

Cover

Abrasion, ozone and weather resistance pin-pricked SBR rubber blend

Color Black

Certification

TS 5928, EN ISO 3861

Abrasion loss value acc. DIN53516 ≤60mm³

Operating temperature

-40°C to +70°C
(-40°F to +158°F)

Packaging

100 ft
Coil on Pallet

Order Fulfillment

Made to Order

Number	Hose I.D.		Hose O.D.		Operating Pressure		Min. Burst Pressure		Minimum Bend Radius		Weight		Length	
	mm	in	mm	in	bar	psi	bar	psi	mm	in	kg/m	lbs/ft	mtr	ft
EHC502-08	12.7	0.50	25.4	1.00	10.0	145	30.0	435	65.0	2.56	0.45	0.30	30.5	100
EHC502-08A	12.7	0.50	26.9	1.06	10.0	145	30.0	435	60.0	2.36	0.53	0.36	30.5	100
EHC502-08B	12.7	0.50	28.5	1.12	10.0	145	30.0	435	55.0	2.17	0.60	0.40	30.5	100
EHC502-12	19.0	0.75	38.0	1.50	10.0	145	30.0	435	85.0	3.35	0.97	0.65	30.5	100
EHC502-16	25.4	1.00	47.0	1.85	10.0	145	30.0	435	120.0	4.72	1.38	0.93	30.5	100
EHC502-20	32.0	1.25	47.6	1.87	10.0	145	30.0	435	160.0	6.30	1.11	0.75	30.5	100
EHC502-20A	32.0	1.25	54.7	2.15	10.0	145	30.0	435	140.0	5.51	1.79	1.20	30.5	100
EHC502-24	38.0	1.50	60.0	2.36	10.0	145	30.0	435	180.0	7.09	1.96	1.32	30.5	100
EHC502-32	50.8	2.00	73.0	2.87	10.0	145	30.0	435	315.0	12.40	2.50	1.68	30.5	100

Type of couplings

- Sandblast couplings that attach to the O.D. of hose

Contact coupling manufacturer for attachment procedure and other coupling recommendations

Sandblast

EHC501

Sandblast 2-ply - 35mm³



Application

- Conveys sand or shot for cleaning purposes
- Conveys sand from sandblast equipment to clean steel or concrete before painting or sealing
- For blasting metal, stone and concrete

Markets

- Construction
- Metal working
- Ship building

Construction

Tube Static dissipating SBR rubber blend

Reinforcement

High-tensile synthetic textile with anti-static copper wire

Cover

Abrasion, ozone and weather resistant pin-pricked SBR rubber blend

Color Black

Certification

TS5928 - EN ISO 3861

Abrasion loss value acc. DIN53516 ≤35mm³

Operating temperature

-40°C to +70°C
(-40°F to +158°F)

Packaging

100 ft
Coil on Pallet

Order Fulfillment

Made to Order

Number	Hose I.D.		Hose O.D.		Operating Pressure		Min. Burst Pressure		Minimum Bend Radius		Weight		Length	
	mm	in	mm	in	bar	psi	bar	psi	mm	in	kg/m	lbs/ft	mtr	ft
EHC501-08	12.7	0.50	25	0.98	12.0	174	36.0	522	65	2.55	0.41	0.27	30.5	100
EHC501-08A	12.7	0.50	27	1.06	12.0	174	36.0	522	60	2.36	0.49	0.33	30.5	100
EHC501-10	16.0	0.62	28	1.10	12.0	174	36.0	522	85	3.35	0.47	0.32	30.5	100
EHC501-10A	16.0	0.62	30	1.18	12.0	174	36.0	522	80	3.15	0.57	0.38	30.5	100
EHC501-12	19.0	0.75	30	1.18	12.0	174	36.0	522	100	3.94	0.48	0.32	30.5	100
EHC501-12A	19.0	0.75	31	1.22	12.0	174	36.0	522	95	3.74	0.53	0.36	30.5	100
EHC501-12B	19.0	0.75	33	1.30	12.0	174	36.0	522	90	3.54	0.65	0.44	30.5	100
EHC501-16	25.4	1.00	39	1.54	12.0	174	36.0	522	125	4.92	0.81	0.55	30.5	100
EHC501-20	32.0	1.25	48	1.89	12.0	174	36.0	522	160	6.30	1.16	0.78	30.5	100
EHC501-24	38.0	1.50	54	2.13	12.0	174	36.0	522	200	7.87	1.33	0.89	30.5	100
EHC501-24A	38.0	1.50	56	2.20	12.0	174	36.0	522	190	7.48	1.53	1.03	30.5	100
EHC501-28	44.5	1.75	60	2.36	12.0	174	36.0	522	280	11.02	1.46	0.98	30.5	100
EHC501-28A	44.5	1.75	63	2.48	12.0	174	36.0	522	270	10.62	1.81	1.22	30.5	100
EHC501-32	50.8	2.00	69	2.72	12.0	174	36.0	522	325	12.80	2.02	1.36	30.5	100
EHC501-32A	50.8	2.00	73	2.87	12.0	174	36.0	522	315	12.40	2.48	1.67	30.5	100
EHC501-40	63.5	2.50	82	3.23	12.0	174	36.0	522	400	15.70	2.63	1.77	30.5	100
EHC501-48	76.2	3.00	96	3.78	12.0	174	36.0	522	450	17.70	3.08	2.07	30.5	100
EHC501-64	101.6	4.00	122	4.80	12.0	174	36.0	522	600	23.60	4.21	2.83	30.5	100

Type of couplings

- Sandblast couplings that attach to the O.D. of hose

Contact coupling manufacturer for attachment procedure and other coupling recommendations

Sandblast

EHC500

Sandblast – 60mm³



Application

- Conveys sand or shot for cleaning purposes
- Conveys sand from sandblast equipment to clean steel or concrete before painting or sealing
- For blasting metal, stone and concrete

Markets

- Construction
- Metal working
- Ship building

Construction

Tube Static dissipating SBR rubber blend

Reinforcement

High-tensile synthetic textile with anti-static copper wire

Cover

Abrasion, ozone and weather resistant pin-pricked SBR rubber blend

Color Black

Certification

TS 5928 - EN ISO 3861

Abrasion loss value acc. DIN53516 ≤60mm³

Operating temperature

-40°C to +70°C
(-40°F to +158°F)

Packaging

100 ft
Coil on Pallet

Order Fulfillment

Made to Order

Number	Hose I.D.		Hose O.D.		Operating Pressure		Min. Burst Pressure		Minimum Bend Radius		Weight		Length	
	mm	in	mm	in	bar	psi	bar	psi	mm	in	kg/m	lbs/ft	mtr	ft
EHC500-08	12.7	0.50	25	0.98	12.0	174	36.0	522	65	2.55	0.41	0.28	30.5	100
EHC500-08A	12.7	0.50	27	1.06	12.0	174	36.0	522	60	2.36	0.50	0.33	30.5	100
EHC500-10	16.0	0.62	28	1.10	12.0	174	36.0	522	85	3.35	0.48	0.32	30.5	100
EHC500-10A	16.0	0.62	30	1.18	12.0	174	36.0	522	80	3.15	0.58	0.39	30.5	100
EHC500-12	19.0	0.75	30	1.18	12.0	174	36.0	522	100	3.94	0.49	0.33	30.5	100
EHC500-12A	19.0	0.75	31	1.22	12.0	174	36.0	522	95	3.74	0.53	0.36	30.5	100
EHC500-12B	19.0	0.75	33	1.30	12.0	174	36.0	522	90	3.54	0.65	0.44	30.5	100
EHC500-16	25.4	1.00	39	1.54	12.0	174	36.0	522	125	4.92	0.81	0.55	30.5	100
EHC500-20	32.0	1.25	48	1.89	12.0	174	36.0	522	160	6.30	1.16	0.78	30.5	100
EHC500-24	38.0	1.50	54	2.13	12.0	174	36.0	522	200	7.87	1.34	0.90	30.5	100
EHC500-24A	38.0	1.50	56	2.20	12.0	174	36.0	522	190	7.48	1.53	1.03	30.5	100
EHC500-28	44.5	1.75	60	2.36	12.0	174	36.0	522	280	11.02	1.47	0.99	30.5	100
EHC500-28A	44.5	1.75	63	2.48	12.0	174	36.0	522	270	10.60	1.82	1.22	30.5	100
EHC500-32	50.8	2.00	69	2.72	12.0	174	36.0	522	325	12.79	2.03	1.36	30.5	100
EHC500-32A	50.8	2.00	73	2.87	12.0	174	36.0	522	315	12.40	2.48	1.67	30.5	100
EHC500-40	63.5	2.50	82	3.23	12.0	174	36.0	522	400	15.70	2.63	1.77	30.5	100
EHC500-48	76.2	3.00	96	3.78	12.0	174	36.0	522	450	17.70	3.09	2.08	30.5	100
EHC500-64	101.6	4.00	122	4.80	12.0	174	36.0	522	600	23.60	4.22	2.84	30.5	100

Type of couplings

- Sandblast couplings that attach to the O.D. of hose

Contact coupling manufacturer for attachment procedure and other coupling recommendations

Concrete, Plaster & Grout



EHK006 Marauder



Application

- For high pressure concrete pumping
- For high pressure spraying plaster, grout, sand, gypsum, and ready mixed concrete
- Light weight for hand held applications

Markets

- Construction
- Cement
- Swimming pool
- Tunnel faces
- Dams

Construction

Tube Abrasion resistant anti-static natural rubber

Reinforcement

High tensile synthetic textile and anti-static copper wire

Cover Abrasion, ozone and weather resistant pin-pricked special synthetic rubber

Color Black

Certifications

Meets the requirements of ASME B30.27-2014

Abrasion loss value acc. DIN53516 $\leq 60\text{mm}^3$

Operating temperature

-40°C to +70°C
(-40°F to +158°F)

Packaging

100 ft
Coil on Pallet

Order Fulfillment

Made to Stock
Made to Order

Number	Hose I.D.		Hose O.D.		Operating Pressure		Min. Burst Pressure		Weight		Length	
	mm	in	mm	in	bar	psi	bar	psi	kg/m	lbs/ft	mtr	ft
EHK006-20-100	32.0	1.25	48.8	1.92	85.0	1233	178	2581	1.22	.820	30.5	100
EHK006-24-100	38.0	1.50	58.7	2.31	85.0	1233	178	2581	1.81	1.21	30.5	100
EHK006-32-100	50.8	2.00	72.0	2.83	85.0	1233	178	2581	2.40	1.61	30.5	100
EHK006-40-100	63.5	2.50	86.3	3.40	85.0	1233	178	2581	3.01	2.02	30.5	100
EHK006-48-100	76.2	3.00	96.6	3.92	85.0	1233	178	2581	3.65	2.45	30.5	100
EHK006-64-100	101.6	4.00	126.0	4.92	85.0	1233	178	2581	4.74	3.18	30.5	100
EHK006-80-100	127.0	5.00	153.5	6.04	85.0	1233	178	2581	6.38	4.29	30.5	100

Type of couplings

- Victaulic male NPT

Contact coupling manufacturer for attachment procedure and other coupling recommendations

Concrete, Plaster & Grout



EHK007

Marauder Heavy Duty



Application

- For high pressure concrete pumping and placing, used in the end of concrete pump boom
- Heavy duty construction for applications needing long lasting durability

Markets

- Construction
- Cement placement
- Boom truck

Construction

Tube Abrasion resistant anti-static natural rubber and CBR rubber blend

Reinforcement

High tensile steel cords

Cover Abrasion, ozone and weather resistant pin-pricked special synthetic rubber

Color Black

Certifications

Meets the requirements of ASME B30.27-2014

Abrasion loss value acc. DIN53516 $\leq 60\text{mm}^3$

Operating temperature

-40°C to +70°C
(-40°F to +158°F)

Packaging

100 ft
Coil on Pallet

Order Fulfillment

Made to Stock
Made to Order

Number	Hose I.D.		Hose O.D.		Operating Pressure		Min. Burst Pressure		Minimum Bend Radius		Weight		Length	
	mm	in	mm	in	bar	psi	bar	psi	mm	in	kg/m	lbs/ft	mtr	ft
EHK007-32-100	50.8	2.00	70.0	2.76	86.0	1250	200	2900	200	7.87	3.03	2.04	30.5	100
EHK007-40-100	63.5	2.50	88.0	3.46	86.0	1250	200	2900	240	9.45	4.48	3.01	30.5	100
EHK007-48-100	76.2	3.00	102.0	4.02	86.0	1250	200	2900	275	10.83	5.46	3.67	30.5	100
EHK007-64-100	101.6	4.00	130.0	5.12	86.0	1250	200	2900	350	13.78	8.46	5.68	30.5	100
EHK007-80-100	127.0	5.00	155.0	6.10	86.0	1250	200	2900	425	16.73	9.63	6.47	30.5	100
EHK007-96-100	152.4	6.00	180.0	7.09	86.0	1230	200	2900	650	25.59	10.99	7.38	30.5	100

Type of couplings

- Victaulic male NPT

Contact coupling manufacturer for attachment procedure and other coupling recommendations

Concrete, Plaster & Grout

EHK008

Concrete Vibration



Application

- For submerged vibrators
- For use to help prevent air bubbles in concrete liquid projected by hand vibrating

Markets

- Construction
- Cement
- Swimming pool

Construction

Tube SBR rubber blend

Reinforcement

High-tensile synthetic textile

Cover

Abrasion, ozone, and weather resistant SBR rubber blend

Color

Black

Operating temperature

-40°C to +70°C
(-40°F to +158°F)

Packaging

100 ft
Coil on Pallet

Order Fulfillment

Made to Order

Number	Hose I.D.		Hose O.D.		Operating Pressure		Min. Burst Pressure		Weight		Length	
	mm	in	mm	in	bar	psi	bar	psi	kg/m	lbs/ft	mtr	ft
EHK008-10	16.0	0.62	26	1.02	10.0	145	30.0	435	0.51	0.34	30.5	100
EHK008-12	19.0	0.75	30	1.18	10.0	145	30.0	435	0.68	0.46	30.5	100
EHK008-14	22.0	0.88	33	1.30	10.0	145	30.0	435	0.74	0.50	30.5	100
EHK008-16	25.4	1.00	36	1.42	10.0	145	30.0	435	0.81	0.54	30.5	100
EHK008-16A	25.4	1.00	39	1.54	10.0	145	30.0	435	1.08	0.73	30.5	100
EHK008-18	28.0	1.12	40	1.57	10.0	145	30.0	435	1.00	0.67	30.5	100
EHK008-18A	28.0	1.12	44	1.73	10.0	145	30.0	435	1.46	0.98	30.5	100
EHK008-20	32.0	1.25	48	1.89	10.0	145	30.0	435	1.60	1.08	30.5	100
EHK008-25	40.0	1.58	54	2.13	10.0	145	30.0	435	1.65	1.11	30.5	100
EHK008-25A	40.0	1.58	56	2.20	10.0	145	30.0	435	1.93	1.30	30.5	100

Type of couplings

Contact coupling manufacturer for attachment procedure and other coupling recommendations

Concrete, Plaster & Grout

EHK005

Plaster & Grout Spraying



Application

- For high-pressure spraying plaster, grout, sand, gypsum, and ready mixed concrete

Markets

- Construction
- Cement
- Swimming pool

Construction

Tube Reinforcement Abrasion resistant SBR rubber blend

High-tensile synthetic textile and anti-static copper wire

Cover Abrasion, ozone, and weather resistant pin-pricked SBR rubber blend

Colors Black (BK), Gray (GY), Yellow (YW)

Abrasion loss value acc. DIN53516 $\leq 60\text{mm}^3$

Operating temperature

-40°C to +70°C
(-40°F to +158°F)

Packaging

100 ft
Coil on Pallet

Order Fulfillment

Made to Order

Number	Hose I.D.		Hose O.D.		Operating Pressure		Min. Burst Pressure		Weight		Length	
	mm	in	mm	in	bar	psi	bar	psi	kg/m	lbs/ft	mtr	ft
EHK005-12BK	19.0	0.75	31.0	1.22	40.0	580	120	1740	0.54	0.36	30.5	100
EHK005-16BK	25.4	1.00	37.0	1.46	40.0	580	120	1740	0.65	0.44	30.5	100
EHK005-16ABK	25.4	1.00	38.0	1.50	40.0	580	120	1740	0.75	0.50	30.5	100
EHK005-19BK	30.0	1.18	44.0	1.73	40.0	580	120	1740	0.95	0.64	30.5	100
EHK005-20BK	32.0	1.25	46.0	1.81	40.0	580	120	1740	1.03	0.69	30.5	100
EHK005-22BK	35.0	1.38	49.0	1.93	40.0	580	120	1740	1.10	0.74	30.5	100
EHK005-24BK	38.0	1.50	54.0	2.13	40.0	580	120	1740	1.43	0.96	30.5	100
EHK005-28BK	44.5	1.75	61.0	2.40	40.0	580	120	1740	1.63	1.10	30.5	100
EHK005-32BK	50.8	2.00	68.0	2.68	40.0	580	120	1740	1.96	1.32	30.5	100
EHK005-38BK	60.0	2.36	80.0	3.15	40.0	580	120	1740	2.72	1.83	30.5	100
EHK005-40BK	63.5	2.50	83.5	3.29	40.0	580	120	1740	2.86	1.92	30.5	100
EHK005-42BK	65.0	2.56	85.0	3.35	40.0	580	120	1740	2.88	1.94	30.5	100
EHK005-44BK	70.0	2.76	90.0	3.54	40.0	580	120	1740	2.93	1.97	30.5	100
EHK005-48BK	76.2	3.00	96.2	3.79	40.0	580	120	1740	3.14	2.11	30.5	100
EHK005-64BK	101.6	4.00	122.0	4.80	40.0	580	120	1740	4.14	2.78	30.5	100
EHK005-80BK	127.0	5.00	155.0	6.10	40.0	580	120	1740	6.85	4.60	30.5	100

Type of couplings

- Victaulic male NPT

Contact coupling manufacturer for attachment procedure and other coupling recommendations

Concrete, Plaster & Grout

EHK029

Plaster & Grout Spraying



Application

- Construction
- Cement

Markets

- Construction

Construction

Tube High abrasion resistant
SBR rubber blend

Reinforcement

High-tensile synthetic textile and
anti-static copper wire

Cover High abrasion resistant
SBR rubber blend

Color Black

Operating temperature

-40°C to +70°C
(-40°F to +158°F)

Packaging

100 ft
Coil on Pallet

Order Fulfillment

Made to Order

Number	Hose I.D.		Hose O.D.		Operating Pressure		Min. Burst Pressure		Weight		Length	
	mm	in	mm	in	bar	psi	bar	psi	kg/m	lbs/ft	mtr	ft
EHK029-24	38.0	1.5	56.0	2.20	70.0	1000	140	2030	0.15	0.10	30.5	100
EHK029-32	50.8	2.0	69.6	2.74	70.0	1000	140	2030	0.20	0.13	30.5	100
EHK029-40	63.5	2.5	84.3	3.32	70.0	1000	140	2030	0.27	0.18	30.5	100
EHK029-48	76.2	3.0	101.4	3.99	70.0	1000	140	2030	0.41	0.27	30.5	100
EHK029-56	90.0	3.5	117.6	4.62	70.0	1000	140	2030	0.50	0.33	30.5	100
EHK029-64	101.6	4.0	129.6	5.10	70.0	1000	140	2030	0.58	0.39	30.5	100
EHK029-72	114.0	4.5	142.4	5.60	70.0	1000	140	2030	0.65	0.43	30.5	100

Type of couplings

- Victaulic Male NPT
- Mortar couplings

Contact coupling manufacturer for
attachment procedure and other
coupling recommendations








Oil & Petroleum

Made to Order





Oil & Petroleum






Dock		Page	Dispensing		Page
EHP506	Dock Oil Light Duty Suction & Discharge	N-6	EHP510	Petroleum Dispensing	N-8
					
Application	Light duty suction & discharge of petroleum products, up to 50% aromatic content		Application	Gasoline dispensing: Premium, Regular and Diesel	
Certification	EN1765 Type S10 and S15		Certification	TS EN 1360 Type 3-M-NT	
Tube	NBR rubber		Tube	NBR rubber	
Reinforcement	High-tensile synthetic textile dual steel helical & anti-static copper wires		Reinforcement	1-wire braid	
Cover	CR rubber blend		Cover	CR rubber blend	
Temp	-30°C to +82°C, (-50°F to +180°F)		Temp	-30°C to +55°C, (-22°F to +131°F)	
Pressure	10 bar / 145 psi		Pressure	16 bar / 232 psi	
EHP507	Dock Oil Medium Duty Suction & Discharge	N-7	EHP509	Petroleum Dispensing	N-9
					
Application	Medium duty suction & discharge of petroleum products, tankers, barges bunkering services, up to 50% aromatic content		Application	Gasoline dispensing	
Certification	EN1765 Type S10, S15		Tube	NBR rubber	
Tube	NBR rubber		Reinforcement	High-tensile synthetic textile and anti-static copper wire	
Reinforcement	High-tensile synthetic textile dual steel helical & anti-static copper wires		Cover	NBR rubber blend	
Cover	CR rubber blend		Temp	-54°C to +85°C, (-65° F to +185°F)	
Temp	-30°C to +82°C, (-50°F to +180°F)		EHP508	Petroleum Dispensing	N-10
Pressure	15 bar / 217.5 psi				
			Application	Gasoline dispensing	
			Certification	TS EN 1360 Type 1-M-NT	
			Tube	NBR rubber	
			Reinforcement	High-tensile synthetic textile and anti-static copper wire	
			Cover	Oil, heat, and weather resistant CR rubber blend	
			Temp	-30°C to +55°C, (-22°F to +131°F)	
			Pressure	16 bar / 232 psi	








Suction & Discharge

Page

Page

H0363	Puma	N-11
		
Application	Suction & discharge of petroleum products	
Certifications	RMS Class A	
Tube	NBR rubber	
Reinforcement	Fiber 2- or 4-ply with dual helical wires and anti-static copper wire	
Cover	NBR rubber blend	
Temp	-40°C to +82°C, (-40°F to +180°F)	
Pressure	10.5 bar / 150 psi	
EHP521	Puma Cold Temperature	N-12
		
Application	Suction & discharge of petroleum products	
Tube	NBR rubber	
Reinforcement	High-tensile synthetic textile with dual helical wires and anti-static copper wire	
Cover	NBR rubber blend	
Temp	-55°C to +80°C, (-67°F to +176°F)	
Pressure	10.5 bar / 150 psi	
EHP519	Puma Flex Flat Corrugated	N-13
		
Application	Suction & discharge of petroleum products	
Tube	NBR rubber	
Reinforcement	High-tensile synthetic textile dual steel helical wires and dual anti-static copper wire	
Cover	Flat corrugated NBR rubber blend	
Temp	-40°C to +82°C, (-40°F to +180°F)	
Pressure	10.5 bar / 150 psi	
EHP542	Puma Flexible Flat Corrugated	N-14
		
Application	Suction & discharge of petroleum products with aromatic content up to 50%	
Tube	Smooth oil resistant NBR rubber	
Reinforcement	High tensile synthetic textile with dual steel helical wire and anti-static copper wire	
Cover	Flat corrugated NBR rubber	
Temp	-40°C to +90°C, (-40°F to +194°F)	
Pressure	17.2 bar / 250 psi	
EHP522	Yak Petroleum Heavy Duty	N-15
		
Application	High-pressure suction & discharge of petroleum products with aromatic content up to 50%	
Certification	RMA Class A	
Tube	NBR rubber	
Reinforcement	High-tensile synthetic textile with helical wire and anti-static copper wire	
Cover	NBR rubber blend (RMA Class A)	
Temp	-35°C to +70°C, (-31°F to +158°F)	
Pressure	20.7 bar / 300 psi	

EHP518	Oil & Petroleum Suction & Discharge	N-16
		
Application	Suction & discharge of petroleum product with aromatic content up to 50%	
Certification	EN12115 Type SD	
Tube	NBR rubber blend	
Reinforcement	High-tensile synthetic textile steel helical wires and dual anti-static copper wires	
Cover	NBR rubber blend	
Temp	-20°C to +80°C, (-4°F to +176°F)	
Pressure	16 bar / 230 psi	
EHP516	Oil & Petroleum Suction & Discharge	N-17
		
Application	Suction & discharge of petroleum products	
Certification	EN1761 Type SD	
Tube	NBR rubber blend	
Reinforcement	High-tensile synthetic textile dual steel helical wires and dual anti-static copper wires	
Cover	NBR rubber blend	
Temp	-30°C to +70°C, (-22°F to +158°F)	
Pressure	16 bar / 230 psi	
EHP514	Oil & Petroleum Suction & Discharge	N-18
		
Application	Suction & discharge of petroleum products	
Certification	EN1360 Type 2 CAT M	
Tube	NBR rubber	
Reinforcement	High-tensile synthetic textile dual steel helical wires and dual anti-static copper wires	
Cover	Channeled CR rubber blend	
Temp	-30°C to +70°C, (-22°F to +158°F)	
Pressure	16 bar / 230 psi	
EHP502	Oil & Petroleum High Pressure	N-19
		
Application	Suction & discharge of petroleum products	
Tube	NBR rubber	
Reinforcement	High-tensile synthetic textile helical wire and anti-static copper wire	
Cover	NBR rubber blend	
Temp	-35°C to +70°C, (-31°F to +158°F)	
Pressure	16 bar / 232 psi	
EHP505	Oil & Petroleum Channeled	N-20
		
Application	S & D of petroleum products with aromatic content up to 50%	
Tube	NBR rubber	
Reinforcement	High-tensile synthetic textile dual steel helical wires and dual anti-static copper wire	
Cover	Channeled NBR rubber blend	
Temp	-35°C to +70°C, (-31°F to +158°F)	
Pressure	10 bar / 145 psi	





Suction & Discharge - continued

Page

Page

EHP512	Oil & Petroleum Corrugated	N-21
		
Application	S & D of petroleum products with aromatic content up to 50%	
Tube	NBR rubber	
Reinforcement	High-tensile synthetic textile helical wire and anti-static copper wire	
Cover	Corrugated NBR rubber blend	
Temp	-30°C to +70°C, (-22°F to +158°F)	
Pressure	10 bar / 145 psi	


EHP004	Oilfield Heavy Duty Liquid Mud	N-26
		
Application	S & D of high pressure liquid mud, mineral oils, etc.	
Tube	Special synthetic blend	
Reinforcement	High-tensile synthetic textile with dual steel helical wire and anti-static copper wire	
Cover	CR blend	
Temp	-35°C to +80°C, (-31°F to +176°F)	
Pressure	40 bar / 580 psi	


EHP150	Fossa Petroleum	N-22
		
Application	Suction & discharge of petroleum products	
Certification	RMA Class A	
Tube	NBR rubber	
Reinforcement	High-tensile synthetic textile with a single steel helical wire and anti-static copper wire	
Cover	NBR rubber blend	
Temp	-35°C to +82°C, (-31°F to +180°F)	
Pressure	10.5 bar / 150 psi	


EHP007	Oilfield Suction	N-27
		
Application	Transfer drilling mud or crude oil, and petroleum products with aromatic content up to 50%	
Tube:	Nitrile blend	
Reinforcement	High-tensile synthetic textile with single steel helical wire; and dual on 8" & 10" with an anti-static copper wire	
Cover	Abrasion resistant synthetic rubber	
Temp	-35°C to +70°C, (-31°F to +158°F)	
Pressure	10.5 bar / 150 psi	

EHP151	Fossa Petroleum	N-23
		
Application	Suction & discharge of petroleum products	
Certification	RMA Class A	
Tube	NBR rubber	
Reinforcement	High-tensile synthetic textile with a single steel helical wire and anti-static copper wire	
Cover	NBR rubber blend	
Temp	-35°C to +82°C, (-31°F to +180°F)	
Pressure	10.5 bar / 150 psi	





EHP009	Bengal Oilfield Vacuum	N-28
		
Application	Transfer applications drilling mud or crude oil. Not recommended for refined petroleum products	
Tube	Nitrile blend	
Reinforcement	High-tensile synthetic textile with dual steel helical wires	
Cover	Corrugated SBR rubber blend	
Temp	30°C to +80°C, (-22°F to +176°F)	
Pressure	10.5 bar / 150 psi	

EHP503	Medium Duty Flat Corrugated Tank Truck	N-24
		
Application	Suction & discharge of petroleum products, up to 50% aromatic	
Tube	NBR rubber	
Reinforcement	High-tensile synthetic textile with a single steel helical wire and anti-static copper wires	
Cover	Flat corrugated NBR rubber blend	
Temp	-35°C to +70°C, (-31°F to +158°F)	
Pressure	10 bar / 145 psi	

EHP002	Oilfield Mud	N-29
		
Application	Transfer drilling mud. Not for refined petroleum products	
Tube	SBR rubber blend	
Reinforcement	High-tensile synthetic textile, single steel or dual helical wires	
Cover	SBR rubber blend	
Temp	-25°C to +70°C, (-13°F to +158°F)	
Pressure	10.5 bar / 150 psi	

EHP005	Oilfield Hard Wall	N-25
		
Application	Suction and discharge of heavy-duty petroleum products with aromatic content up to 50%	
Tube	Nitrile rubber	
Reinforcement	High-tensile synthetic textile and anti-static copper wire	
Cover	CR blend	
Temp	-35°C to +80°C, (-31°F to +176°F)	
Pressure	10-16 bar / 145-232 psi	



Discharge		Page
EHP524	Oil & Petroleum Bunkering Delivery	N-30
		
Application	Suction & discharge of petroleum products	
Tube	Oil and fuel resistant nitrile rubber	
Reinforcement	Synthetic textile fabric, anti-static copper wire	
Cover	Abrasion, ozone, weather, heat and oil resistant CR rubber blend	
Temp	-35°C to +100°C, (-31°F to +212°F)	
Pressure	20.7 bar / 300 psi	
EHP517	Oil & Petroleum Discharge	N-31
		
Application	Discharge of petroleum products, aromatic content up to 50%	
Certification	TS EN12115 NBR Type D	
Tube	NBR blend	
Reinforcement	High-tensile synthetic textile and dual anti-static copper wire	
Cover	Synthetic rubber	
Temp	-20°C to +80°C, (-4°F to +176°F)	
Pressure	16 bar / 232 psi	
EHP515	Oil & Petroleum Discharge	N-32
		
Application	Discharge of petroleum products, aromatic content up to 50%	
Certification	EN1761 Type D	
Tube	NBR rubber blend	
Reinforcement	High-tensile synthetic textile and dual anti-static copper wire	
Cover	NBR rubber blend	
Temp	-20°C to +70°C, (-4°F to +158°F)	
Pressure	16 bar / 232 psi	
EHP513	Oil & Petroleum Discharge	N-33
		
Application	Discharge of petroleum products, aromatic content up to 50%	
Certification	EN1360 Type 1	
Tube	NBR	
Reinforcement	High-tensile synthetic textile and dual anti-static copper wire	
Cover	CR blend	
Temp	-30°C to +70°C, (-22°F to +158°F)	
Pressure	16 bar / 232 psi	

Discharge		Page
EHP504	Oil & Petroleum Medium Duty Discharge	N-34
		
Application	Discharge of petroleum products, aromatic content up to 50%	
Tube	NBR rubber	
Reinforcement	High-tensile synthetic textile and anti-static copper wire	
Cover	NBR rubber blend	
Temp	-35°C to +70°C, (-31°F to +158°F)	
Pressure	16 bar / 232 psi	
EHP501	Oil & Petroleum Discharge	N-35
		
Application	Discharge of petroleum products, aromatic content up to 50%	
Tube	NBR blend	
Reinforcement	High-tensile synthetic textile and dual anti-static copper wire	
Cover	NBR blend	
Temp	-35°C to +70°C, (-31°F to +158°F)	
Pressure	10 bar / 145 psi	
EHP003	Oilfield Heavy Duty Soft Wall Liquid Mud	N-36
		
Application	Discharge of high pressure liquid mud, mineral oils, etc.	
Tube	Synthetic rubber	
Reinforcement	High-tensile synthetic textile with and anti-static copper wire	
Cover	CR Rubber	
Temp	-35°C to +80°C, (-31°F to +176°F)	
Pressure	40 bar / 580 psi	



Dock

EHP506

Dock Oil Light Duty



Application

- For light duty suction & discharge of petroleum products from tankers and barges bunkering services

For use with petroleum products with aromatic content up to 50%

Markets

- Petroleum industry
- Tankers
- Barges

Construction

Tube NBR rubber

Reinforcement

High-tensile synthetic textile dual steel helical wire and anti-static copper wire

Cover CR rubber blend

Color Black

Certifications

EN1765 Type S10, Type S15

Operating temperature

-30°C to +82°C
(-50°F to +180°F)

Packaging

20, 100 ft
Coil on Pallet
-160 Straight

Order Fulfillment

Made to Order

Number	Hose I.D.		Hose O.D.		Operating Pressure		Min. Burst Pressure		Minimum Bend Radius		Vacuum		Weight		Length	
	mm	in	mm	in	bar	psi	bar	psi	mm	in	kPa	in/Hg	kg/m	lbs/ft	mtr	ft
EHP506-64	101.6	4.00	128	5.04	10.0	145	40.0	580	500	19.68	94.8	28	6.82	4.58	30.5	100
EHP506-80	127.0	5.00	156	6.14	10.0	145	40.0	580	650	25.59	94.8	28	9.40	6.32	30.5	100
EHP506-96	152.4	6.00	185	7.28	10.0	145	40.0	580	750	29.53	94.8	28	13.15	8.84	30.5	100
EHP506-128	203.2	8.00	239	9.41	10.0	145	40.0	580	950	37.40	94.8	28	18.49	12.43	30.5	100
EHP506-160	254.0	10.00	293	11.53	10.0	145	40.0	580	1200	47.24	94.8	28	25.52	17.16	6.1	20

Type of couplings

- Cam and groove
- Combination nipple

Contact coupling manufacturer for attachment procedure and other coupling recommendations

Dock

EHP507Dock Oil
Medium Duty**Application**

- For medium duty suction & discharge of petroleum products from tankers and barges bunkering services

For use with petroleum products with aromatic content up to 50%

Markets

- Petroleum industry
- Tankers
- Barges

Construction

Tube NBR rubber

Reinforcement

High-tensile synthetic textile dual steel helical wire and anti-static copper wire

Cover CR rubber blend

Color Black

Certifications

EN1765 Type S10, Type S15

Operating temperature

-30°C to +82°C
(-50°F to +180°F)

Packaging

20, 100 ft
Coil on Pallet
-160 Straight Carton Box

Order Fulfillment

Made to Order

Number	Hose I.D.		Hose O.D.		Operating Pressure		Min. Burst Pressure		Minimum Bend Radius		Vacuum		Weight		Length	
	mm	in	mm	in	bar	psi	bar	psi	mm	in	kPa	in/Hg	kg/m	lbs/ft	mtr	ft
EHP507-64	101.6	4.00	130	5.12	15.0	217.5	62	900	500	19.68	94.8	28	6.98	4.69	30.5	100
EHP507-80	127.0	5.00	158	6.22	15.0	217.5	62	900	650	25.59	94.8	28	9.65	6.49	30.5	100
EHP507-96	152.4	6.00	188	7.40	15.0	217.5	62	900	750	29.53	94.8	28	14.39	9.67	30.5	100
EHP507-128	203.2	8.00	242	9.53	15.0	217.5	62	900	950	37.40	94.8	28	20.17	13.56	30.5	100
EHP507-160	254.0	10.00	296	11.65	15.0	217.5	62	900	1200	47.24	94.8	28	27.49	18.48	6.1	20

Type of couplings

- Cam and groove
- Combination nipple

Contact coupling manufacturer for attachment procedure and other coupling recommendations

Dispensing

EHP510

Petroleum Dispensing



Application

- For gasoline dispensing: Premium regular and diesel

Markets

- Petroleum industry
- Oil and gas exploration
- Ship building

Construction

Tube NBR rubber

Reinforcement

1-wire braid

Cover CR rubber blend

Color Black (BK), Blue (BU)

Certifications

TS EN 1360 Type 3-M-NT

Operating temperature

-30°C to +55°C
(-22° F to + 131°F)

Packaging

100 ft
Coil on Pallet

Order Fulfillment

Made to Order

Number	Hose I.D.		Hose O.D.		Operating Pressure		Min. Burst Pressure		Minimum Bend Radius		Weight		Length	
	mm	in	mm	in	bar	psi	bar	psi	mm	in	kg/m	lbs/ft	mtr	ft
EHP510-08BK	12.7	0.50	21.5	0.85	16.0	232	48.0	696	50	1.97	0.39	0.26	30.5	100
EHP510-10BK	15.9	0.62	26.0	1.02	16.0	232	48.0	696	65	2.56	0.53	0.36	30.5	100
EHP510-12BK	19.0	0.75	29.0	1.14	16.0	232	48.0	696	85	3.35	0.60	0.40	30.5	100
EHP510-16BK	25.4	1.00	36.4	1.43	16.0	232	48.0	696	130	5.12	0.86	0.58	30.5	100

Type of couplings

- Male NPT

Contact coupling manufacturer for attachment procedure and other coupling recommendations

Dispensing

EHP509

Petroleum Dispensing



Application

- For gasoline dispensing

Markets

- Petroleum industry
- Oil and gas exploration
- Ship building

Construction

Tube NBR rubber

Reinforcement

High-tensile synthetic textile and anti-static copper wire

Cover NBR rubber blend

Color Black

Operating temperature

-40°C to + 85°C
(-40° F to + 185°F)

Packaging

100 ft
Carton Box

Order Fulfillment

Made to Order

Number	Hose I.D.		Hose O.D.		Minimum Bend Radius		Weight		Length	
	mm	in	mm	in	mm	in	kg/m	lbs/ft	mtr	ft
EHP509-08BK	12.7	0.50	21.5	0.85	89.0	3.50	0.30	0.20	30.5	100
EHP509-10BK	16.0	0.62	25.4	1.00	89.0	3.50	0.43	0.29	30.5	100

Type of couplings

- Male NPT

Contact coupling manufacturer for attachment procedure and other coupling recommendations

Dispensing

EHP508

Petroleum Dispensing



Application

- For gasoline dispensing

Markets

- Petroleum industry
- Oil and gas exploration
- Ship building

Construction

Tube NBR rubber

Reinforcement

High-tensile synthetic textile and anti-static copper wire

Cover CR rubber blend

Colors Black

Certifications

TS EN 1360 Type 1-M-NT

Operating temperature

-30°C to +55°C
(-22° F to + 131°F)

Packaging

100 ft
Carton Box

Order Fulfillment

Made to Order

Number	Hose I.D.		Hose O.D.		Operating Pressure		Min. Burst Pressure		Minimum Bend Radius		Weight		Length	
	mm	in	mm	in	bar	psi	bar	psi	mm	in	kg/m	lbs/ft	mtr	ft
EHP508-08BK	12.7	0.50	21.5	0.85	16.0	232	48.0	696	50	1.97	0.30	0.20	30.5	100
EHP508-10BK	16.0	0.62	26.0	1.02	16.0	232	48.0	696	70	2.76	0.43	0.29	30.5	100
EHP508-12BK	19.0	0.75	29.0	1.14	16.0	232	48.0	696	95	3.74	0.48	0.32	30.5	100
EHP508-16BK	25.4	1.00	36.5	1.43	16.0	232	48.0	696	130	5.12	0.69	0.46	30.5	100

Type of couplings

- Male NPT

Contact coupling manufacturer for attachment procedure and other coupling recommendations

Suction & Discharge



H0363

Puma



Application

- For suction and discharge of petroleum products

Markets

- Tank truck
- Paper/pulp industry
- Oil and gas exploration
- Ship building
- Batch plants

Construction

- Tube** NBR rubber
- Reinforcement** 2- or 4-ply fiber with dual helical wires and anti-static copper wire

- Cover** NBR rubber blend (RMA Class A)

- Color** Black

- Certification** RMA Class A

Operating Temperature

- 40°C to +82°C (-40°F to +180°F)

Packaging

- 100 ft
- Coil on Pallet
- 8A 25 ft, Straight

Order Fulfillment

- Made to Stock
- Made to Order

Number	Hose I.D.		Hose O.D.		Operating Pressure		Min. Burst Pressure		Minimum Bend Radius		Vacuum		Weight		Length	
	mm	in	mm	in	bar	psi	bar	psi	mm	in	kPa	in/Hg	kg/m	lbs/ft	mtr	ft
H036312BK-100	19.0	0.75	28.8	1.13	10.5	150	42.0	600	110	4.33	94.8	28	0.59	0.40	30.5	100
H036316BK-100	25.4	1.00	38.0	1.50	10.5	150	42.0	600	152	5.98	94.8	28	0.91	0.61	30.5	100
H036320BK-100	31.8	1.25	45.0	1.77	10.5	150	42.0	600	190	7.48	94.8	28	1.09	0.73	30.5	100
H036324BK-100	38.1	1.50	52.5	2.07	10.5	150	42.0	600	200	7.87	94.8	28	1.44	0.97	30.5	100
H036332BK-100	50.8	2.00	65.0	2.56	10.5	150	42.0	600	255	10.04	94.8	28	2.01	1.35	30.5	100
H036340BK-100	63.5	2.50	77.0	3.03	10.5	150	42.0	600	315	12.40	94.8	28	2.30	1.55	30.5	100
H036348BK-100	76.2	3.00	90.5	3.56	10.5	150	42.0	600	380	14.96	94.8	28	2.93	1.97	30.5	100
H036364BK-100	101.6	4.00	116.2	4.57	10.5	150	42.0	600	510	20.08	94.8	28	3.78	2.54	30.5	100
H036396BK-100	152.4	6.00	174.0	6.85	10.5	150	42.0	600	780	30.71	94.8	28	8.45	5.68	30.5	100
H03638ABK-100	203.0	8.00	226.8	8.93	10.5	150	42.0	600	1100	43.31	94.8	28	13.19	8.86	7.6	25

Type of couplings

- Cam and groove
- Combination nipple

Contact coupling manufacturer for attachment procedure and other coupling recommendations

Suction & Discharge

EHP521

Puma
Cold Temperature**Application**

- For suction & discharge of petroleum products

Markets

- Petroleum industry
- Paper/pulp industry
- Oil and gas exploration
- Ship building
- Tank trucks

Construction

Tube NBR rubber

Reinforcement

High-tensile synthetic textile with dual helical wires and anti-static copper wire

Cover NBR rubber blend

Color Black

Operating temperature

-55°C to +80°C
(-67°F to +176°F)

Packaging

100 ft
Coil on Pallet

Order Fulfillment

Made to Order

Number	Hose I.D.		Hose O.D.		Operating Pressure		Min. Burst Pressure		Minimum Bend Radius		Vacuum		Weight		Length	
	mm	in	mm	in	bar	psi	bar	psi	mm	in	kPa	in/Hg	kg/m	lbs/ft	mtr	ft
EHP521-48	76.2	3.00	92.8	3.65	10.5	150	42.0	600	250	9.84	94.8	28	2.85	1.92	30.5	100
EHP521-64	101.6	4.00	118.4	4.66	10.5	150	42.0	600	350	13.78	94.8	28	4.04	2.71	30.5	100

Type of couplings

- Cam and groove
- Combination nipple

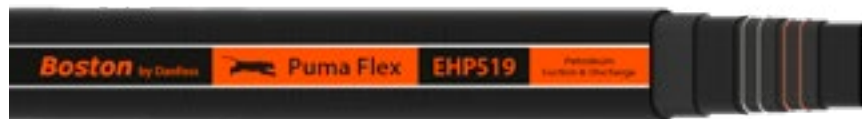
Contact coupling manufacturer for attachment procedure and other coupling recommendations

Suction & Discharge



EHP519

Puma Flex



Application

- For suction and discharge of petroleum

Markets

- Petroleum industry
- Paper/pulp industry
- Oil and gas exploration
- Ship building
- Tank trucks
- Waste hauling
- Well service

Construction

Tube NBR rubber

Reinforcement

High-tensile synthetic textile
dual steel helical wires and dual
anti-static copper wire

Cover Flat corrugated NBR rubber
blend

Color Black

Operating Temperature

-40°C to +82°C
(-40°F to +180°F)

Packaging

100 ft
Coil on Pallet

Order Fulfillment

Made to Stock
Made to Order

Number	Hose I.D.		Hose O.D.		Operating Pressure		Min. Burst Pressure		Minimum Bend Radius		Vacuum		Weight		Length	
	mm	in	mm	in	bar	psi	bar	psi	mm	in	kPa	in/Hg	kg/m	lbs/ft	mtr	ft
EHP519-12	19.1	0.75	28.4	1.12	10.5	150	42.0	600	55	2.17	94.8	28	0.47	0.31	30.5	100
EHP519-16	25.4	1.00	35.2	1.39	10.5	150	42.0	600	75	2.95	94.8	28	0.62	0.41	30.5	100
EHP519-20	31.8	1.25	43.2	1.70	10.5	150	42.0	600	90	3.54	94.8	28	0.94	0.63	30.5	100
EHP519-24	38.1	1.50	49.2	1.94	10.5	150	42.0	600	115	4.53	94.8	28	1.10	0.74	30.5	100
EHP519-32	50.8	2.00	62.8	2.47	10.5	150	42.0	600	145	5.71	94.8	28	1.51	1.02	30.5	100
EHP519-40	63.5	2.50	78.3	3.08	10.5	150	42.0	600	195	7.68	94.8	28	2.35	1.58	30.5	100
EHP519-48	76.2	3.00	91.4	3.60	10.5	150	42.0	600	240	9.45	94.8	28	2.87	1.93	30.5	100
EHP519-64	101.6	4.00	116.8	4.60	10.5	150	42.0	600	340	13.39	94.8	28	4.05	2.72	30.5	100
EHP519-96	152.4	6.00	174.0	6.85	10.5	150	42.0	600	650	25.59	94.8	28	9.54	6.41	30.5	100
EHP519-128	203.2	8.00	226.6	8.92	10.5	150	42.0	600	900	35.43	80.0	24	13.00	8.74	30.5	100

Type of couplings

- Cam and groove
- Combination nipple

Contact coupling manufacturer for attachment procedure and other coupling recommendations

Suction & Discharge

EHP542

Puma Flexible Flat Corrugated



Application

- For suction and discharge of petroleum products

For use with petroleum products with aromatic content up to 50%

Markets

- Petroleum industry
- Tank truck
- Oil and gas exploration
- Well service

Construction

Tube Smooth oil resistant NBR rubber

Reinforcement

High tensile synthetic textile with dual steel helical wire and anti-static copper wire

Cover Flat corrugated NBR rubber

Colors Black

Operating temperature

-40°C to +90°C
(-40°F to +194°F)

Packaging

100 ft
Coil on Pallet

Order Fulfillment

Made to Order

Number	Hose I.D.		Hose O.D.		Operating Pressure		Min. Burst Pressure		Minimum Bend Radius		Vacuum		Weight		Length	
	mm	in	mm	in	bar	psi	bar	psi	mm	in	kPa	in/Hg	kg/m	lbs/ft	mtr	ft
EHP542-12	19.0	0.75	30.0	1.18	17.2	250	69	1000	19	0.75	92.0	27.1	0.51	0.34	30.5	100
EHP542-16	25.4	1.00	38.0	1.50	17.2	250	69	1000	25	0.98	92.0	27.1	0.76	0.51	30.5	100
EHP542-24	38.1	1.50	49.0	1.93	17.2	250	69	1000	38	1.50	92.0	27.1	0.97	0.65	30.5	100
EHP542-32	50.8	2.00	61.2	2.41	17.2	250	69	1000	51	2.01	92.0	27.1	1.38	0.93	30.5	100
EHP542-40	63.5	2.50	77.0	3.03	17.2	250	69	1000	64	2.50	92.0	27.1	2.01	1.35	30.5	100
EHP542-48	76.2	3.00	90.0	3.54	17.2	250	69	1000	75	2.96	92.0	27.1	2.45	1.65	30.5	100
EHP542-64	101.6	4.00	116.0	4.57	17.2	250	69	1000	102	4.00	92.0	27.1	3.59	2.41	30.5	100
EHP542-96	152.4	6.00	171.6	6.76	17.2	250	69	1000	152	6.00	92.0	27.1	8.50	5.71	30.5	100

Type of couplings

- Cam and groove
- Combination nipple

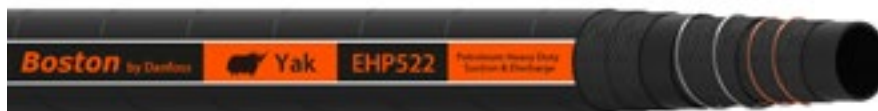
Contact coupling manufacturer for attachment procedure and other coupling recommendations

Suction & Discharge



EHP522

Yak Petroleum Heavy Duty



Application

- For high-pressure petroleum suction and discharge

For use with petroleum products with aromatic content up to 50%

Markets

- Tank truck
- Paper/pulp industry
- Oil exploration
- Ship building
- Batch plants

Construction

Tube NBR rubber

Reinforcement

High-tensile synthetic textile dual steel helical wire and anti-static copper wire

Cover NBR rubber blend

Color Black

Certification

RMA Class A

Operating temperature

-35°C to +70°C
(-31°F to +158°F)

Packaging

100 ft
Coil on Pallet

Order Fulfillment

Made to Order

Number	Hose I.D.		Hose O.D.		Operating Pressure		Min. Burst Pressure		Minimum Bend Radius		Vacuum		Weight		Length	
	mm	in	mm	in	bar	psi	bar	psi	mm	in	kPa	in/Hg	kg/m	lbs/ft	mtr	ft
EHP522-16	25.4	1.00	36.8	1.45	20.7	300	62	900	85	3.35	85	25	0.79	0.53	30.5	100
EHP522-20	31.8	1.25	44.0	1.73	20.7	300	62	900	100	3.94	85	25	1.04	0.70	30.5	100
EHP522-24	38.1	1.50	52.2	2.06	20.7	300	62	900	125	4.98	85	25	1.53	1.03	30.5	100
EHP522-28	44.5	1.75	59.3	2.33	20.7	300	62	900	175	6.89	85	25	1.78	1.20	30.5	100
EHP522-32	50.8	2.00	66.8	2.63	20.7	300	62	900	200	7.87	85	25	2.25	1.51	30.5	100
EHP522-40	63.5	2.50	79.9	3.15	20.7	300	62	900	250	9.84	85	25	2.82	1.90	30.5	100
EHP522-48	76.2	3.00	92.0	3.62	20.7	300	62	900	300	11.81	85	25	3.25	2.19	30.5	100
EHP522-56	90.0	3.50	109.2	4.30	20.7	300	62	900	340	13.39	85	25	4.53	3.04	30.5	100
EHP522-64	101.6	4.00	120.0	4.72	20.7	300	62	900	440	17.32	85	25	4.88	3.28	30.5	100
EHP522-80	127.0	5.00	149.8	5.90	20.7	300	62	900	580	22.83	80	24	7.32	4.92	30.5	100
EHP522-96	152.4	6.00	177.2	6.98	20.7	300	62	900	700	27.56	80	24	9.92	6.66	30.5	100

Type of couplings

- Cam and groove
- Combination nipple

Contact coupling manufacturer for attachment procedure and other coupling recommendations

Suction & Discharge

EHP518

Oil & Petroleum
Suction & Discharge



Application

- For suction and discharge of petroleum products

For use with petroleum products with aromatic content up to 50%

Markets

- Petroleum industry
- Paper/pulp industry
- Oil and gas exploration
- Ship building
- Tank trucks
- Waste hauling

Construction

Tube NBR rubber

Reinforcement

High-tensile synthetic textile steel helical wires and dual anti-static

Cover NBR rubber blend

Color Black

Certification

EN12115 Type SD

Operating temperature

-20°C to +80°C
(-4°F to +176°F)

Packaging

100 ft
Coil on Pallet

Order Fulfillment

Made to Order

Number	Hose I.D.		Hose O.D.		Operating Pressure		Min. Burst Pressure		Minimum Bend Radius		Vacuum		Weight		Length	
	mm	in	mm	in	bar	psi	bar	psi	mm	in	kPa	in/Hg	kg/m	lbs/ft	mtr	ft
EHP518-12	19.0	0.75	31	1.22	16	230	64	920	125	4.92	92.0	27.1	0.67	0.45	30.5	100
EHP518-16	25.4	1.00	37	1.46	16	230	64	920	150	5.91	92.0	27.1	0.84	0.56	30.5	100
EHP518-20	32.0	1.25	44	1.73	16	230	64	920	175	6.89	92.0	27.1	1.04	0.70	30.5	100
EHP518-24	38.0	1.50	51	2.01	16	230	64	920	225	8.86	92.0	27.1	1.41	0.95	30.5	100
EHP518-32	50.8	2.00	67	2.64	16	230	64	920	275	10.83	92.0	27.1	2.21	1.49	30.5	100
EHP518-40	63.5	2.50	79	3.11	16	230	64	920	300	11.81	92.0	27.1	2.74	1.84	30.5	100
EHP518-48	76.2	3.00	92	3.62	16	230	64	920	350	13.78	80.0	24.0	3.30	2.22	30.5	100
EHP518-64	101.6	4.00	118	4.65	16	230	64	920	450	17.72	80.0	24.0	4.54	3.05	30.5	100

Type of couplings

- Cam and groove
- Combination nipple

Contact coupling manufacturer for attachment procedure and other coupling recommendations

Suction & Discharge

EHP516

Oil & Petroleum Suction & Discharge



Application

- For suction and discharge of petroleum products

For use with petroleum products with aromatic content up to 50%

Markets

- Petroleum industry
- Paper/pulp industry
- Oil and gas exploration
- Ship building
- Tank trucks
- Waste hauling

Construction

Tube NBR rubber blend

Reinforcement

High-tensile synthetic textile dual steel helical wires and dual anti-static copper wires

Cover NBR rubber blend

Color Black

Certification

EN1761 Type SD

Operating temperature

-30°C to +70°C
(-22°F to +158°F)

Packaging

100 ft
Coil on Pallet

Order Fulfillment

Made to Order

Number	Hose I.D.		Hose O.D.		Operating Pressure		Min. Burst Pressure		Minimum Bend Radius		Vacuum		Weight		Length	
	mm	in	mm	in	bar	psi	bar	psi	mm	in	kPa	in/Hg	kg/m	lbs/ft	mtr	ft
EHP516-12	19.0	0.75	31	1.22	16.0	230	48	690	75	2.95	80.0	24	0.67	0.45	30.5	100
EHP516-16	25.4	1.00	37	1.46	16.0	230	48	690	100	3.94	80.0	24	0.81	0.54	30.5	100
EHP516-20	31.8	1.25	44	1.73	16.0	230	48	690	120	4.72	80.0	24	1.04	0.70	30.5	100
EHP516-24	38.1	1.50	51	2.01	16.0	230	48	690	140	5.51	80.0	24	1.38	0.93	30.5	100
EHP516-32	50.8	2.00	67	2.64	16.0	230	48	690	190	7.48	80.0	24	2.22	1.49	30.5	100
EHP516-40	63.5	2.50	79	3.11	16.0	230	48	690	250	9.84	80.0	24	2.63	1.77	30.5	100
EHP516-48	76.2	3.00	92	3.62	16.0	230	48	690	300	11.81	80.0	24	3.38	2.27	30.5	100
EHP516-64	101.6	4.00	118	4.65	16.0	230	48	690	425	16.73	80.0	24	4.42	2.97	30.5	100
EHP516-80	127.0	5.00	145	5.71	16.0	230	48	690	550	21.65	80.0	24	5.80	3.90	30.5	100
EHP516-96	152.4	6.00	172	6.77	16.0	230	48	690	640	25.20	80.0	24	8.15	5.48	30.5	100

Type of couplings

- Cam and groove
- Combination nipple

Contact coupling manufacturer for attachment procedure and other coupling recommendations

Suction & Discharge

EHP514

Oil & Petroleum Suction & Discharge



Application

- For suction and discharge of petroleum products

For use with petroleum products with aromatic content up to 50%

Markets

- Petroleum industry
- Paper/pulp industry
- Oil and gas exploration
- Ship building
- Tank trucks
- Waste hauling

Construction

Tube NBR rubber

Reinforcement

High-tensile synthetic textile dual steel helical wires and dual anti-static copper wires

Cover Channeled CR rubber blend

Color Black

Certifications

EN1360 Type 2 CAT M

Operating temperature

-30°C to +70°C
(-22°F to +158°F)

Packaging

100 ft
Coil on Pallet

Order Fulfillment

Made to Order

Number	Hose I.D.		Hose O.D.		Operating Pressure		Min. Burst Pressure		Minimum Bend Radius		Vacuum		Weight		Length	
	mm	in	mm	in	bar	psi	bar	psi	mm	in	kPa	in/Hg	kg/m	lbs/ft	mtr	ft
EHP514-12	19.0	0.75	30.0	1.18	16.0	230	48.0	690	100	3.94	92.0	27.1	0.63	0.42	30.5	100
EHP514-16	25.4	1.00	38.0	1.50	16.0	230	48.0	690	150	5.91	92.0	27.1	0.93	0.63	30.5	100
EHP514-20	31.8	1.25	45.0	1.77	16.0	230	48.0	690	175	6.89	92.0	27.1	1.18	0.79	30.5	100
EHP514-24	38.1	1.50	51.0	2.01	16.0	230	48.0	690	225	8.86	92.0	27.1	1.45	0.97	30.5	100
EHP514-25	39.6	1.56	54.0	2.13	16.0	230	48.0	690	225	8.86	92.0	27.1	1.66	1.12	30.5	100

Type of couplings

- Cam and groove
- Combination nipple

Contact coupling manufacturer for attachment procedure and other coupling recommendations

Suction & Discharge

EHP502

Oil & Petroleum High Pressure



Application

- For suction and discharge of petroleum products

For use with petroleum products with aromatic content up to 50%

Markets

- Petroleum industry
- Paper/pulp industry
- Oil and gas exploration
- Ship building
- Tank trucks
- Waste hauling

Construction

Tube NBR rubber

Reinforcement

High-tensile synthetic textile helical wire and anti-static copper wire

Cover NBR rubber blend

Color Black

Operating temperature

-35°C to +70°C
(-31°F to +158°F)

Packaging

100 ft
Coil on Pallet

Order Fulfillment

Made to Order

Number	Hose I.D.		Hose O.D.		Operating Pressure		Min. Burst Pressure		Minimum Bend Radius		Vacuum		Weight		Length	
	mm	in	mm	in	bar	psi	bar	psi	mm	in	kPa	in/Hg	kg/m	lbs/ft	mtr	ft
EHP502-16	25.4	1.00	37.0	1.38	16.0	232	48.0	696	110	4.33	92.0	27.1	0.80	0.39	30.5	100
EHP502-20	32.0	1.25	44.0	1.73	16.0	232	48.0	696	145	5.71	92.0	27.1	1.04	0.58	30.5	100
EHP502-24	38.0	1.50	51.0	2.00	16.0	232	48.0	696	180	7.09	92.0	27.1	1.37	0.92	30.5	100
EHP502-28	44.5	1.75	58.0	2.28	16.0	232	48.0	696	220	8.66	92.0	27.1	1.62	1.09	30.5	100
EHP502-32	50.8	2.00	65.0	2.56	16.0	232	48.0	696	265	10.43	92.0	27.1	1.89	1.27	30.5	100
EHP502-40	63.5	2.50	79.0	3.11	16.0	232	48.0	696	330	13.00	92.0	27.1	2.48	1.67	30.5	100
EHP502-48	76.2	3.00	92.0	3.62	16.0	232	48.0	696	400	15.75	92.0	27.1	3.26	2.19	30.5	100
EHP502-56	90.0	3.50	107.0	4.21	16.0	232	48.0	696	475	18.70	92.0	27.1	4.03	2.71	30.5	100
EHP502-64	101.6	4.00	118.0	4.65	16.0	232	48.0	696	535	21.06	92.0	27.1	4.31	2.90	30.5	100
EHP502-80	127.0	5.00	148.0	5.83	16.0	232	48.0	696	685	27.00	92.0	27.1	7.01	4.71	30.5	100
EHP502-96	152.4	6.00	175.5	6.91	16.0	232	48.0	696	840	33.02	92.0	27.1	9.63	6.47	30.5	100

Type of couplings

- Cam and groove
- Combination nipple

Contact coupling manufacturer for attachment procedure and other coupling recommendations

Suction & Discharge

EHP505

Oil & Petroleum
Channeled**Application**

- For suction and discharge of petroleum

For use with petroleum products with aromatic content up to 50%

Markets

- Petroleum industry
- Paper/pulp industry
- Oil and gas exploration
- Ship building
- Tank trucks
- Waste hauling

Construction

Tube NBR rubber

Reinforcement

High-tensile synthetic textile dual steel helical wires and dual anti-static copper wire

Cover Channeled NBR rubber blend

Color Black

Operating temperature

-35°C to +70°C

(-31°F to +158°F)

Packaging

100 ft
Coil on Pallet

Order Fulfillment

Made to Order

Number	Hose I.D.		Hose O.D.		Operating Pressure		Min. Burst Pressure		Minimum Bend Radius		Vacuum		Weight		Length	
	mm	in	mm	in	bar	psi	bar	psi	mm	in	kPa	in/Hg	kg/m	lbs/ft	mtr	ft
EHP505-12	19.0	0.75	29.0	1.14	10.0	145	30.0	435	50	1.97	92.0	27.1	0.49	0.33	30.5	100
EHP505-16	25.4	1.00	35.0	1.38	10.0	145	30.0	435	70	2.76	92.0	27.1	0.60	0.40	30.5	100
EHP505-20	31.8	1.25	42.0	1.65	10.0	145	30.0	435	90	3.54	92.0	27.1	0.81	0.54	30.5	100
EHP505-24	38.1	1.50	48.0	1.89	10.0	145	30.0	435	105	4.13	92.0	27.1	0.95	0.64	30.5	100
EHP505-32	50.8	2.00	63.0	2.48	10.0	145	30.0	435	150	5.91	92.0	27.1	1.58	1.06	30.5	100
EHP505-40	63.5	2.50	74.0	2.91	10.0	145	30.0	435	185	7.28	92.0	27.1	1.79	1.20	30.5	100
EHP505-48	76.2	3.00	90.0	3.54	10.0	145	30.0	435	220	8.66	92.0	27.1	2.57	1.73	30.5	100
EHP505-64	101.6	4.00	117.5	4.63	10.0	145	30.0	435	300	11.81	92.0	27.1	4.23	2.84	30.5	100
EHP505-80	127.0	5.00	146.0	5.75	10.0	145	30.0	435	400	15.75	92.0	27.1	6.02	4.05	30.5	100
EHP505-96	152.4	6.00	172	6.77	10.0	145	30.0	435	550	21.65	92.0	27.1	7.06	4.75	30.5	100

Type of couplings

- Cam and groove
- Combination nipple

Contact coupling manufacturer for attachment procedure and other coupling recommendations

Suction & Discharge

EHP512

Oil & Petroleum Corrugated



Application

- For suction and discharge of petroleum products

For use with petroleum products with aromatic content up to 50%

Markets

- Petroleum industry
- Paper/pulp industry
- Oil and gas exploration
- Ship building
- Tank trucks
- Waste hauling

Construction

Tube NBR rubber

Reinforcement

High-tensile synthetic textile with helical wire and anti-static copper wire

Cover Corrugated NBR rubber blend

Color Black (BK), Red (RD)

Operating temperature

-30°C to +70°C
(-31°F to +158°F)

Packaging

100 ft
Coil on Pallet

Order Fulfillment

Made to Order

Number	Hose I.D.		Hose O.D.		Operating Pressure		Min. Burst Pressure		Minimum Bend Radius		Vacuum		Weight		Length	
	mm	in	mm	in	bar	psi	bar	psi	mm	in	kPa	in/Hg	kg/m	lbs/ft	mtr	ft
EHP512-12BK	19.0	0.75	29	1.14	10.0	145	30.0	435	75	2.95	92.0	27.1	0.57	0.38	30.5	100
EHP512-16BK	25.4	1.00	35	1.38	10.0	145	30.0	435	100	3.94	92.0	27.1	0.68	0.46	30.5	100
EHP512-20BK	31.8	1.25	42	1.65	10.0	145	30.0	435	120	4.72	92.0	27.1	0.83	0.56	30.5	100
EHP512-24BK	38.1	1.50	48	1.89	10.0	145	30.0	435	140	5.51	92.0	27.1	0.97	0.65	30.5	100
EHP512-32BK	50.8	2.00	63	2.48	10.0	145	30.0	435	190	7.48	92.0	27.1	1.70	1.14	30.5	100
EHP512-40BK	63.5	2.50	74	2.91	10.0	145	30.0	435	250	9.84	92.0	27.1	1.98	1.33	30.5	100
EHP512-48BK	76.2	3.00	89	3.50	10.0	145	30.0	435	300	11.81	92.0	27.1	2.67	1.79	30.5	100
EHP512-64BK	101.6	4.00	116	4.57	10.0	145	30.0	435	425	16.73	92.0	27.1	3.86	2.59	30.5	100
EHP512-80BK	127.0	5.00	145	5.71	10.0	145	30.0	435	550	21.65	92.0	27.1	6.04	4.06	30.5	100
EHP512-96BK	152.4	6.00	172	6.77	10.0	145	30.0	435	640	25.20	92.0	27.1	7.57	5.09	30.5	100

Type of couplings

- Cam and groove
- Combination nipple

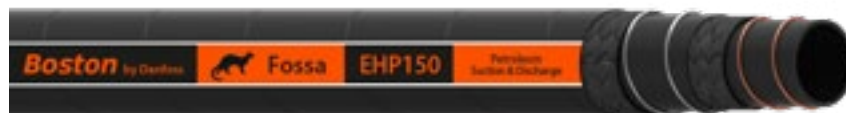
Contact coupling manufacturer for attachment procedure and other coupling recommendations

Suction & Discharge



EHP150

Fossa



Application

- For suction and discharge of petroleum products

For use with petroleum products with aromatic content up to 50%.

Markets

- Petroleum industry
- Paper/pulp industry
- Oil and gas exploration
- Ship building
- Tank trucks
- Waste hauling
- Batch plants

Construction

Tube NBR rubber (RMA Class A)

Reinforcement

High-tensile synthetic textile with a single steel helical wire and anti-static copper wire

Cover Abrasion and weather resistant NBR rubber blend (RMA Class A)

Color Black

Certifications

RMA Class A

Operating Temperature

-35°C to +82°C
(-31°F to +180°F)

Packaging

100 ft
Coil on Pallet

Order Fulfillment

Made to Stock
Made to Order

Number	Hose I.D.		Hose O.D.		Operating Pressure		Min. Burst Pressure		Minimum Bend Radius		Vacuum		Weight		Length	
	mm	in	mm	in	bar	psi	bar	psi	mm	in	kPa	in/Hg	kg/m	lbs/ft	mtr	ft
EHP150-12BK-100	19.1	0.75	30.6	1.20	10.5	150	31.5	450	90	3.75	94.8	28	0.59	0.39	30.5	100
EHP150-16BK-100	25.4	1.00	36.8	1.45	10.5	150	31.5	450	110	4.33	94.8	28	0.71	0.48	30.5	100
EHP150-20BK-100	31.8	1.25	44.2	1.74	10.5	150	31.5	450	140	5.51	94.8	28	0.91	0.61	30.5	100
EHP150-24BK-100	38.1	1.50	50.0	1.97	10.5	150	31.5	450	170	6.69	94.8	28	1.17	0.79	30.5	100
EHP150-32BK-100	50.8	2.00	64.2	2.53	10.5	150	31.5	450	250	9.84	94.8	28	1.65	1.11	30.5	100
EHP150-40BK-100	63.5	2.50	78.5	3.09	10.5	150	31.5	450	310	12.20	94.8	28	2.13	1.43	30.5	100
EHP150-48BK-100	76.2	3.00	90.4	3.56	10.5	150	31.5	450	380	14.96	94.8	28	2.76	1.89	30.5	100
EHP150-64BK-100	101.6	4.00	118.6	4.67	10.5	150	31.5	450	510	20.08	94.8	28	4.06	2.73	30.5	100
EHP150-96BK-100	152.4	6.00	172.0	6.77	10.5	150	31.5	450	790	31.10	94.8	28	7.87	5.29	30.5	100
EHP150-128BK-100	203.2	8.00	230.5	9.07	10.5	150	31.5	450	1100	43.31	80.0	24	14.42	9.69	30.5	100

Type of couplings

- Cam and groove
- Combination nipple


Contact coupling manufacturer for attachment procedure and other coupling recommendations

Suction & Discharge



EHP151

Fossa



Application

- For suction and discharge of petroleum products

For use with petroleum products with aromatic content up to 50%.

Markets

- Petroleum industry
- Paper/pulp industry
- Oil and gas exploration
- Ship building
- Tank trucks
- Waste hauling
- Batch plants

Construction

Tube NBR rubber (RMA Class A)

Reinforcement

High-tensile synthetic textile with a single steel helical wire and anti-static copper wire

Cover

Abrasion and weather resistant NBR rubber blend (RMA Class A)

Color Black

Certifications

RMA Class A

Operating Temperature

-35°C to +82°C
(-31°F to +180°F)

Packaging

100 ft
Coil on Pallet

Order Fulfillment

Made to Stock
Made to Order

Number	Hose I.D.		Hose O.D.		Operating Pressure		Min. Burst Pressure		Minimum Bend Radius		Vacuum		Weight		Length	
	mm	in	mm	in	bar	psi	bar	psi	mm	in	kPa	in/Hg	kg/m	lbs/ft	mtr	ft
EHP15-12BK-100	19.1	0.75	30.6	1.20	10.5	150	31.5	450	90	3.75	94.8	28	0.59	0.39	30.5	100
EHP151-16BK-100	25.4	1.00	36.8	1.45	10.5	150	31.5	450	110	4.33	94.8	28	0.71	0.48	30.5	100
EHP151-20BK-100	31.8	1.25	44.2	1.74	10.5	150	31.5	450	140	5.51	94.8	28	0.91	0.61	30.5	100
EHP151-24BK-100	38.1	1.50	50.0	1.97	10.5	150	31.5	450	170	6.69	94.8	28	1.17	0.79	30.5	100
EHP151-32BK-100	50.8	2.00	64.2	2.53	10.5	150	31.5	450	250	9.84	94.8	28	1.65	1.11	30.5	100
EHP151-40BK-100	63.5	2.50	78.5	3.09	10.5	150	31.5	450	310	12.20	94.8	28	2.13	1.43	30.5	100
EHP151-48BK-100	76.2	3.00	90.4	3.56	10.5	150	31.5	450	380	14.96	94.8	28	2.76	1.89	30.5	100
EHP151-64BK-100	101.6	4.00	118.6	4.67	10.5	150	31.5	450	510	20.08	94.8	28	4.06	2.73	30.5	100
EHP151-96BK-100	152.4	6.00	172.0	6.77	10.5	150	31.5	450	790	31.10	94.8	28	7.87	5.29	30.5	100
EHP151-128BK-100	203.2	8.00	230.5	9.07	10.5	150	31.5	450	1100	43.31	80.0	24	14.42	9.69	30.5	100

Type of couplings

- Cam and groove
- Combination nipple

Contact coupling manufacturer for attachment procedure and other coupling recommendations

Suction & Discharge

EHP503

Medium Duty, Flat Corrugated Tank Truck



Application

- For suction and discharge of petroleum products

Markets

- Petroleum industry
- Paper/pulp industry
- Oil and gas exploration
- Ship building
- Tank trucks
- Waste hauling

Construction

Tube NBR rubber

Reinforcement

High-tensile synthetic textile with a single steel helical wire and anti-static copper wire

Cover Flat corrugated NBR rubber blend

Colors Black (BK), Red (RD)

Operating temperature

-35°C to +70°C
(-31°F to +158°F)

Packaging

100 ft
Coil on Pallet

Order Fulfillment

Made to Order

Number	Hose I.D.		Hose O.D.		Operating Pressure		Min. Burst Pressure		Minimum Bend Radius		Vacuum		Weight		Length	
	mm	in	mm	in	bar	psi	bar	psi	mm	in	kPa	in/Hg	kg/m	lbs/ft	mtr	ft
EHP503-12BK	19.1	0.75	29.0	1.14	10.0	145	30.0	450	65	2.17	92.0	27.1	0.46	0.31	30.5	100
EHP503-16BK	25.4	1.00	36.0	1.42	10.0	145	30.0	450	85	3.35	92.0	27.1	0.61	0.41	30.5	100
EHP503-20BK	32.0	1.25	43.0	1.69	10.0	145	30.0	450	110	4.33	92.0	27.1	0.85	0.57	30.5	100
EHP503-24BK	38.0	1.50	49.0	1.93	10.0	145	30.0	450	130	5.12	92.0	27.1	0.99	0.67	30.5	100
EHP503-32BK	50.8	2.00	63.0	2.48	10.0	145	30.0	450	175	6.89	92.0	27.1	1.50	1.01	30.5	100
EHP503-40BK	63.5	2.50	77.0	3.03	10.0	145	30.0	450	210	8.27	92.0	27.1	2.10	1.41	30.5	100
EHP503-48BK	76.2	3.00	90.0	3.54	10.0	145	30.0	450	250	9.84	92.0	27.1	2.60	1.75	30.5	100
EHP503-64BK	101.6	4.00	117.0	4.61	10.0	145	30.0	450	360	14.17	92.0	27.1	3.82	2.57	30.5	100
EHP503-80BK	127.0	5.00	145.0	5.71	10.0	145	30.0	450	480	18.90	80.0	24.0	6.19	4.16	30.5	100
EHP503-96BK	152.4	6.00	172.0	6.77	10.0	145	30.0	450	600	23.62	80.0	24.0	8.62	5.79	30.5	100
EHP503-128BK	203.2	8.00	225.0	8.86	10.0	145	30.0	450	900	35.43	80.0	24.0	12.43	8.35	30.5	100

Type of couplings

- Cam and groove
- Combination nipple

Contact coupling manufacturer for attachment procedure and other coupling recommendations

Suction & Discharge

EHP005

Oilfield Hard Wall



Application

- For suction and discharge of heavy-duty petroleum products

For use with petroleum products with aromatic content up to 50%

Markets

- Oil rig platform
- Tankers
- Barges
- Oil and gas exploration

Construction

Tube Nitrile rubber

Reinforcement

High-tensile synthetic textile and anti-static copper wire

Cover CR rubber blend

Color Black

Operating Temperature

-35°C to +80°C
(-31°F to +176°F)

Packaging

100 ft
Coil on Pallet

Order Fulfillment

Made to Order

Number	Hose I.D.		Hose O.D.		Operating Pressure		Min. Burst Pressure		Minimum Bend Radius		Vacuum		Weight		Length	
	mm	in	mm	in	bar	psi	bar	psi	mm	in	kPa	in/Hg	kg/m	lbs/ft	mtr	ft
EHP005-48	76.2	3.00	93.5	3.68	16.0	232	64.0	928	608	23.94	80.0	24	3.63	2.44	30.5	100
EHP005-64	102.0	4.00	118.5	4.67	16.0	232	64.0	928	816	32.13	80.0	24	4.80	3.23	30.5	100
EHP005-80	127.0	5.00	149.0	5.87	10.0	145	40.0	580	1000	39.37	80.0	24	7.59	5.10	30.5	100
EHP005-96	152.0	6.00	174.0	6.85	10.0	145	40.0	580	1216	47.87	80.0	24	9.36	6.29	30.5	100
EHP005-128	203.0	8.00	230.0	9.06	10.0	145	40.0	580	1624	63.94	80.0	24	15.39	10.35	30.5	100

Type of couplings

- Cam and groove
- Combination nipple

Contact coupling manufacturer for attachment procedure and other coupling recommendations

Suction & Discharge

EHP004Oilfield Heavy Duty
Liquid Mud**Application**

- For heavy duty high pressure suction and discharge liquid mud, mineral oils, etc.

Markets

- Oil rig platform
- Oil and gas exploration

Construction

Tube Synthetic rubber

Reinforcement

High-tensile synthetic textile with dual steel helical wire and anti-static copper wire

Cover CR rubber

Color Black

Operating Temperature

-35°C to +80°C
(-31°F to +176°F)

Packaging

200 ft
Coil on Pallet

Order Fulfillment

Made to Order

Number	Hose I.D.		Hose O.D.		Operating Pressure		Min. Burst Pressure		Minimum Bend Radius		Vacuum		Weight		Length	
	mm	in	mm	in	bar	psi	bar	psi	mm	in	kPa	in/Hg	kg/m	lbs/ft	mtr	ft
EHP004-64	101.6	4.00	127	5.00	40.0	580	165	2400	1020	40.16	80.0	24	6.91	4.65	60.9	200
EHP004-80	127.0	5.00	155	6.02	40.0	580	165	2400	1279	50.35	80.0	24	9.70	6.52	60.9	200

Type of couplings

- Cam and groove
- Combination nipple

Contact coupling manufacturer for attachment procedure and other coupling recommendations

Suction & Discharge

EHP007

Oilfield Suction



Application

- For transfer applications such as drilling mud or crude oil

For use with petroleum products with aromatic content up to 50%

Markets

- Oil and gas exploration
- Well service
- Fracking industry

Construction

Tube Nitrile blend

Reinforcement

High-tensile synthetic textile with an anti-static copper wire
Single steel helical wire for smaller sizes
Dual steel helical wire available on sizes 8.00" and 10.00"

Cover Abrasion and sea water resistant synthetic rubber

Color Black

Operating Temperature

-35°C to +70°C
(-31°F to +158°F)

Packaging

100 ft
Coil on Pallet
-160 25 ft, Straight

Order Fulfillment

Made to Order

Number	Hose I.D.		Hose O.D.		Operating Pressure		Min. Burst Pressure		Minimum Bend Radius		Vacuum		Weight		Length	
	mm	in	mm	in	bar	psi	bar	psi	mm	in	kPa	in/Hg	kg/m	lbs/ft	mtr	ft
EHP007-24	38.1	1.50	50.0	1.97	10.5	150	31.5	450	110	4.33	94.8	28	1.11	0.75	30.5	100
EHP007-32	50.8	2.00	64.2	2.53	10.5	150	31.5	450	170	6.69	94.8	28	1.58	1.06	30.5	100
EHP007-40	63.5	2.50	77.2	3.04	10.5	150	31.5	450	210	8.27	94.8	28	2.04	1.37	30.5	100
EHP007-48	76.2	3.00	90.4	3.56	10.5	150	31.5	450	230	9.06	94.8	28	2.69	1.81	30.5	100
EHP007-64	101.6	4.00	118.6	4.67	10.5	150	31.5	450	400	15.75	94.8	28	3.90	2.62	30.5	100
EHP007-96	152.4	6.00	172.0	6.77	10.5	150	31.5	450	675	26.57	94.8	28	7.56	5.08	30.5	100
EHP007-128	203.2	8.00	230.5	9.07	10.5	150	31.5	450	1025	40.35	80.0	24	13.79	9.27	30.5	100
EHP007-160	254.0	10.00	285.0	11.22	10.5	150	31.5	450	1450	57.09	80.0	24	18.30	12.30	7.6	25

Type of couplings

- Cam and groove
- Male NPT
- Unions

Contact coupling manufacturer for attachment procedure and other coupling recommendations

Suction & Discharge



EHP009

Bengal
Oilfield Vacuum

Application

- For transfer applications such as drilling mud or crude oil

Not recommended for refined petroleum products

Markets

- Oil and gas exploration
- Well service
- Fracking industry

Construction

Tube Nitrile rubber blend

Reinforcement

High-tensile synthetic textile with dual steel helical wires

Cover Corrugated SBR rubber blend

Color Black

Operating Temperature

-30°C to +80°C
(-22°F to +176°F)

Packaging

100 ft
Coil on Pallet
-160 25 ft, Straight

Order Fulfillment

Made to Stock
Made to Order

Number	Hose I.D.		Hose O.D.		Operating Pressure		Min. Burst Pressure		Minimum Bend Radius		Vacuum		Weight		Length	
	mm	in	mm	in	bar	psi	bar	psi	mm	in	kPa	in/Hg	kg/m	lbs/ft	mtr	ft
EHP009-24	38.1	1.50	48.6	1.91	10.5	150	31.5	450	115	4.53	94.8	28	1.07	0.72	30.5	100
EHP009-32	50.8	2.00	64.7	2.55	10.5	150	31.5	450	145	5.71	94.8	28	1.58	1.06	30.5	100
EHP009-40	63.5	2.50	82.0	3.23	10.5	150	31.5	450	195	7.68	94.8	28	2.12	1.42	30.5	100
EHP009-48	76.2	3.00	92.5	3.64	10.5	150	31.5	450	240	9.45	94.8	28	2.70	1.81	30.5	100
EHP009-64	101.6	4.00	118.0	4.65	10.5	150	31.5	450	340	13.39	94.8	28	3.87	2.60	30.5	100
EHP009-96	152.4	6.00	173.0	6.81	10.5	150	31.5	450	650	25.59	80.0	24	7.57	5.09	30.5	100
EHP009-128	203.2	8.00	226.4	8.91	10.5	150	31.5	450	900	35.43	80.0	24	13.52	9.09	30.5	100
EHP009-160	254.0	10.00	278.4	10.96	10.5	150	31.5	450	1400	55.12	80.0	24	17.89	12.02	7.6	25

Type of couplings

- Cam and groove
- Male NPT
- Unions

Contact coupling manufacturer for attachment procedure and other coupling recommendations

Suction & Discharge

EHP002 Oilfield Mud



Application

- For transfer applications such as drilling mud
 - Industrial and oilfield services
- Not recommended for refined petroleum products

Markets

- Oil and gas exploration
- Well service
- Fracking industry

Construction

Tube SBR rubber blend

Reinforcement

High-tensile synthetic textile
Single steel helical wire available on smaller sizes and
Dual helical wires available for 8.00" through 12.00"

Cover SBR rubber blend

Color Black

Operating Temperature

-25°C to +70°C
(-13°F to +158°F)

Packaging

100 ft
Coil on Pallet
-160 25 ft Straight

Order Fulfillment

Made to Order

Number	Hose I.D.		Hose O.D.		Operating Pressure		Min. Burst Pressure		Minimum Bend Radius		Vacuum		Weight		Length	
	mm	in	mm	in	bar	psi	bar	psi	mm	in	kPa	in/Hg	kg/m	lbs/ft	mtr	ft
EHP002-16	25.4	1.00	34.8	1.37	10.5	150	31.5	450	90	3.54	94.8	28	0.60	0.40	30.5	100
EHP002-24	38.1	1.50	49.0	1.93	10.5	150	31.5	450	135	5.31	94.8	28	1.11	0.75	30.5	100
EHP002-32	50.8	2.00	63.2	2.49	10.5	150	31.5	450	200	7.87	94.8	28	1.68	1.13	30.5	100
EHP002-40	63.5	2.50	76.2	3.00	10.5	150	31.5	450	270	10.63	94.8	28	2.12	1.42	30.5	100
EHP002-48	76.2	3.00	90.4	3.56	10.5	150	31.5	450	340	13.39	94.8	28	2.75	1.85	30.5	100
EHP002-64	101.6	4.00	116.6	4.59	10.5	150	31.5	450	450	17.72	94.8	28	3.81	2.56	30.5	100
EHP002-96	152.4	6.00	170.0	6.69	10.5	150	31.5	450	700	27.56	94.8	28	7.19	4.83	30.5	100
EHP002-128	203.2	8.00	227.5	8.96	10.5	150	31.5	450	1100	43.31	80.0	24	13.22	8.88	30.5	100
EHP002-160	254.0	10.00	282.	11.10	10.5	150	31.5	450	1500	59.06	80.0	24	18.26	12.27	7.6	25

Type of couplings

- Cam and groove
- Male NPT
- Unions

Contact coupling manufacturer for attachment procedure and other coupling recommendations

Discharge

EHP524

Bunkering Delivery

**Application**

- For discharge of petroleum products
- 4 ton tensile-load strength

Markets

- Petroleum industry
- Paper/pulp industry
- Oil and gas exploration
- Ship building
- Tank trucks
- Waste hauling

Construction

Tube Oil and fuel resistant nitrile rubber

Reinforcement

Synthetic textile fabrics with anti-static copper wire

Cover Abrasion, ozone, weather, heat and oil resistant CR rubber blend

Color Black

Operating temperature

-35°C to +100°C
(-31°F to +212°F)

Packaging

100 ft
Coil on Pallet

Order Fulfillment

Made to Order

Number	Hose I.D.		Hose O.D.		Operating Pressure		Min. Burst Pressure		Length	
	mm	in	mm	in	bar	psi	bar	psi	mtr	ft
EHP524-48	76.2	3.00	92.0	3.62	20.7	300	61.0	884	30.5	100
EHP524-64	101.6	4.00	118.0	4.65	20.7	300	61.0	884	30.5	100
EHP524-80	127.0	5.00	145.0	5.71	20.7	300	61.0	884	30.5	100

Type of couplings

- Flanges

Contact coupling manufacturer for attachment procedure and other coupling recommendations

Discharge

EHP517

Oil & Petroleum
Discharge



Application

- For discharge of petroleum products

For use with petroleum products with aromatic content up to 50%

Markets

- Petroleum industry
- Paper/pulp industry
- Oil and gas exploration
- Ship building
- Tank trucks
- Waste hauling

Construction

Tube NBR rubber

Reinforcement

High-tensile synthetic textile and dual anti-static copper wire

Cover NBR rubber blend

Colors Black

Certifications

TS EN12115 NBR Type D

Operating temperature

-20°C to +80°C

(-4°F to +178°F)

Packaging

100 ft

Coil on Pallet

-16 Carton Box

Order Fulfillment

Made to Order

Number	Hose I.D.		Hose O.D.		Operating Pressure		Min. Burst Pressure		Minimum Bend Radius		Weight		Length	
	mm	in	mm	in	bar	psi	bar	psi	mm	in	kg/m	lbs/ft	mtr	ft
EHP517-12	19.0	0.75	31	1.22	16.0	232	64.0	928	125	4.92	0.63	0.42	30.5	100
EHP517-16	25.4	1.00	37	1.46	16.0	232	64.0	928	150	5.91	0.78	0.52	30.5	100
EHP517-20	32.0	1.25	44	1.73	16.0	232	64.0	928	175	6.89	0.97	0.65	30.5	100
EHP517-24	38.0	1.50	51	2.01	16.0	232	64.0	928	225	8.86	1.22	0.82	30.5	100
EHP517-32	50.8	2.00	67	2.64	16.0	232	64.0	928	275	10.83	2.01	1.35	30.5	100
EHP517-40	63.5	2.50	79	3.11	16.0	232	64.0	928	300	11.81	2.31	1.55	30.5	100
EHP517-48	76.2	3.00	92	3.62	16.0	232	64.0	928	350	13.78	2.78	1.87	30.5	100
EHP517-64	101.6	4.00	118	4.65	16.0	232	64.0	928	450	17.72	3.82	2.57	30.5	100

Type of couplings

- Cam and groove
- Combination nipple

Contact coupling manufacturer for attachment procedure and other coupling recommendations

Discharge

EHP515

Oil & Petroleum
Discharge



Application

- For discharge of petroleum products

For use with petroleum products with aromatic content up to 50%

Markets

- Petroleum industry
- Paper/pulp industry
- Oil and gas exploration
- Ship building
- Tank trucks
- Waste hauling

Construction

Tube NBR rubber blend

Reinforcement

High-tensile synthetic textile and dual anti-static copper wire

Cover NBR rubber blend

Colors Black

Certifications

EN1761 Type D

Operating temperature

-20°C to +70°C
(-4°F to +158°F)

Packaging

100 ft
Coil on Pallet

Order Fulfillment

Made to Order

Number	Hose I.D.		Hose O.D.		Operating Pressure		Min. Burst Pressure		Minimum Bend Radius		Weight		Length	
	mm	in	mm	in	bar	psi	bar	psi	mm	in	kg/m	lbs/ft	mtr	ft
EHP515-12	19.0	0.75	31	1.22	16.0	232	48.0	696	125	4.92	0.63	0.42	30.5	100
EHP515-16	25.4	1.00	37	1.46	16.0	232	48.0	696	150	5.91	0.73	0.49	30.5	100
EHP515-20	32.0	1.25	44	1.73	16.0	232	48.0	696	175	6.89	0.94	0.63	30.5	100
EHP515-24	38.0	1.50	51	2.01	16.0	232	48.0	696	225	8.86	1.19	0.80	30.5	100
EHP515-32	50.8	2.00	67	2.64	16.0	232	48.0	696	275	10.83	1.96	1.32	30.5	100
EHP515-40	63.5	2.50	79	3.11	16.0	232	48.0	696	300	11.81	2.24	1.51	30.5	100
EHP515-48	76.2	3.00	92	3.62	16.0	232	48.0	696	350	13.78	2.73	1.84	30.5	100
EHP515-64	101.6	4.00	118	4.65	16.0	232	48.0	696	450	17.72	3.71	2.49	30.5	100
EHP515-80	127.0	5.00	145	5.71	16.0	232	48.0	696	635	25.00	4.82	3.24	30.5	100
EHP515-96	152.4	6.00	172	6.77	16.0	232	48.0	696	750	29.53	6.14	4.13	30.5	100

Type of couplings

- Cam and groove
- Combination nipple

Contact coupling manufacturer for attachment procedure and other coupling recommendations

Discharge

EHP513

Oil & Petroleum Discharge



Application

- For discharge of petroleum products
- For use with petroleum products with aromatic content up to 50%

Markets

- Petroleum industry
- Paper/pulp industry
- Oil and gas exploration
- Ship building
- Tank trucks
- Waste hauling

Construction

- Tube** NBR rubber
- Reinforcement** High-tensile synthetic textile and dual anti-static copper wire
- Cover** CR rubber blend

Colors Black

Certifications

EN1360 Type 1

Operating temperature

-30°C to +70°C
(-22°F to +158°F)

Packaging

100 ft
Coil on Pallet
-16 Carton Box

Order Fulfillment

Made to Order

Number	Hose I.D.		Hose O.D.		Operating Pressure		Min. Burst Pressure		Minimum Bend Radius		Weight		Length	
	mm	in	mm	in	bar	psi	bar	psi	mm	in	kg/m	lbs/ft	mtr	ft
EHP513-08	12.7	0.50	21.5	0.85	16.0	232	48.0	696	60	2.36	0.34	0.23	30.5	100
EHP513-10	15.9	0.62	26.0	1.02	16.0	232	48.0	696	80	3.15	0.48	0.32	30.5	100
EHP513-12	19.0	0.75	29.0	1.14	16.0	230	48.0	696	100	3.94	0.53	0.36	30.5	100
EHP513-16	25.4	1.00	36.0	1.42	16.0	230	48.0	696	150	5.91	0.74	0.50	30.5	100
EHP513-20	32.0	1.25	45.0	1.77	16.0	230	48.0	696	175	6.89	1.10	0.74	30.5	100
EHP513-24	38.0	1.50	51.0	2.01	16.0	230	48.0	696	225	8.86	1.24	0.83	30.5	100
EHP513-25	40.0	1.57	53.0	2.09	16.0	230	48.0	696	225	8.85	1.29	0.87	30.5	100

Type of couplings

- Cam and groove
- Combination nipple

Contact coupling manufacturer for attachment procedure and other coupling recommendations

Discharge

EHP504

Oil & Petroleum Medium Duty



Application

- For discharge of petroleum products

For use with petroleum products with aromatic content up to 50%

Markets

- Petroleum industry
- Paper/pulp industry
- Oil and gas exploration
- Ship building
- Tank trucks
- Waste hauling

Construction

Tube NBR rubber

Reinforcement

High-tensile synthetic textile and dual anti-static copper wire

Cover NBR rubber blend

Colors Black

Operating temperature

-35°C to +70°C

(-31°F to +158°F)

Packaging

100 ft

Coil on Pallet

-32 Bulk

Order Fulfillment

Made to Order

Number	Hose I.D.		Hose O.D.		Operating Pressure		Min. Burst Pressure		Weight		Length	
	mm	in	mm	in	bar	psi	bar	psi	kg/m	lbs/ft	mtr	ft
EHP504-16	25.4	1.00	36	1.42	16.0	232	48.0	696	0.65	0.44	30.5	100
EHP504-20	32.0	1.25	43	1.69	16.0	232	48.0	696	0.86	0.58	30.5	100
EHP504-24	38.0	1.50	49	1.93	16.0	232	48.0	696	0.97	0.65	30.5	100
EHP504-28	44.5	1.75	56	2.20	16.0	232	48.0	696	1.23	0.83	30.5	100
EHP504-32	50.8	2.00	63	2.48	16.0	232	48.0	696	1.39	0.93	30.5	100
EHP504-40	63.5	2.50	76	2.99	16.0	232	48.0	696	1.79	1.20	30.5	100
EHP504-48	76.2	3.00	90	3.54	16.0	232	48.0	696	2.33	1.57	30.5	100
EHP504-56	90.0	3.50	105	4.13	16.0	232	48.0	696	2.96	1.99	30.5	100
EHP504-64	101.6	4.00	117	4.61	16.0	232	48.0	696	3.35	2.25	30.5	100
EHP504-80	127.0	5.00	144	5.67	16.0	232	48.0	696	4.55	3.06	30.5	100
EHP504-96	152.4	6.00	171	6.73	16.0	232	48.0	696	5.96	4.01	30.5	100

Type of couplings

- Cam and groove
- Combination nipple

Contact coupling manufacturer for attachment procedure and other coupling recommendations

Discharge

EHP501

Oil & Petroleum Discharge



Application

- For discharge of petroleum products
- For use with petroleum products with aromatic content up to 50%

Markets

- Petroleum industry
- Paper/pulp industry
- Oil and gas exploration
- Ship building
- Tank trucks
- Waste hauling

Construction

Tube NBR rubber blend

Reinforcement

High-tensile synthetic textile and dual anti-static copper wire

Cover NBR rubber blend

Colors Black

Operating temperature

-35°C to +70°C
(-31°F to +158°F)

Packaging

100 ft
Coil on Pallet

Order Fulfillment

Made to Order

Number	Hose I.D.		Hose O.D.		Operating Pressure		Min. Burst Pressure		Weight		Length	
	mm	in	mm	in	bar	psi	bar	psi	kg/m	lbs/ft	mtr	ft
EHP501-16	25.4	1.00	35	1.38	10.0	145	30.0	435	0.57	0.38	30.5	100
EHP501-20	32.0	1.25	42	1.65	10.0	145	30.0	435	0.72	0.48	30.5	100
EHP501-24	38.0	1.50	48	1.89	10.0	145	30.0	435	0.86	0.58	30.5	100
EHP501-28	44.5	1.75	55	2.17	10.0	145	30.0	435	1.06	0.71	30.5	100
EHP501-32	50.8	2.00	62	2.44	10.0	145	30.0	435	1.28	0.86	30.5	100
EHP501-40	63.5	2.50	75	2.95	10.0	145	30.0	435	1.63	1.10	30.5	100
EHP501-48	76.2	3.00	88	3.46	10.0	145	30.0	435	1.98	1.33	30.5	100
EHP501-56	90.0	3.50	104	4.09	10.0	145	30.0	435	2.72	1.53	30.5	100
EHP501-64	101.6	4.00	116	4.57	10.0	145	30.0	435	3.19	2.14	30.5	100
EHP501-80	127.0	5.00	143	5.63	10.0	145	30.0	435	4.46	3.00	30.5	100
EHP501-96	152.4	6.00	168	6.61	10.0	145	30.0	435	5.25	3.53	30.5	100

Type of couplings

- Cam and groove
- Combination nipple

Contact coupling manufacturer for attachment procedure and other coupling recommendations

Discharge

EHP003Oilfield Heavy Duty
Soft Wall Liquid Mud**Application**

- For discharge of high pressure liquid mud, mineral oils, etc.

Markets

- Oil rig platform
- Oil and gas exploration

Construction

Tube Synthetic rubber

Reinforcement

High-tensile synthetic textile with and anti-static copper wire

Cover CR rubber

Colors Black

Operating temperature

-30°C to +70°C
(-22°F to +158°F)

Packaging

200 ft
Coil on Pallet

Order Fulfillment

Made to Order

Number	Hose I.D.		Hose O.D.		Operating Pressure		Min. Burst Pressure		Minimum Bend Radius		Weight		Length	
	mm	in	mm	in	bar	psi	bar	psi	mm	in	kg/m	lbs/ft	mtr	ft
EHP003-48	76.2	3.00	97	3.82	40.0	580	165	2400	760	29.92	3.73	2.51	60.9	200
EHP003-64	101.6	4.00	126	4.96	40.0	580	165	2400	1020	40.16	5.69	3.83	60.9	200

Type of couplings

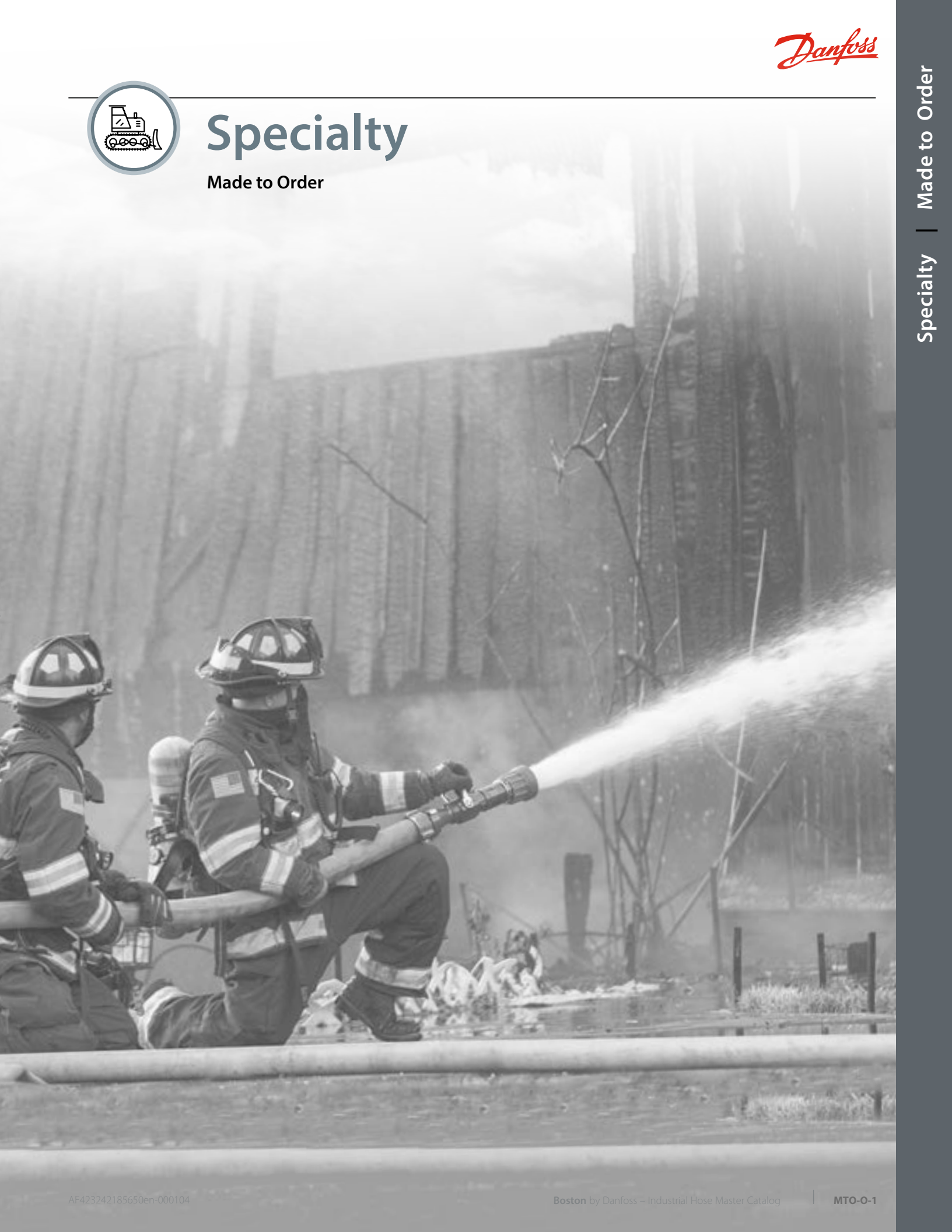
- Cam and groove


Contact coupling manufacturer for attachment procedure and other coupling recommendations



Specialty

Made to Order





Specialty

Made to Order | Specialty

Aircraft Refueling


Page

EHJ002 Aircraft Refueling Discharge O-6



Application Ground aircraft refueling, up to 30% aromatic content
 Certification ISO 1825:2017 Type C, EI 1529:2014 Type C Grade 2
 Tube Aviation gasoline and jet fuel resistant NBR rubber
 Reinforcement High-tensile synthetic textile braid
 Cover Synthetic rubber blend
 Temp -30°C to +65°C, (-22°F to +149°F)
 Pressure 20 bar / 290 psi

EHJ003 Aircraft Refueling Suction & Discharge O-7




Application Ground aircraft refueling S & D, up to 30% aromatic content
 Certification ISO 1825:2017 Type E EI 1529:2014 Type E Grade 2
 Tube Nitrile rubber
 Reinforcement High-tensile synthetic textile with a dual steel helical wire & dual anti-static copper wire
 Cover CR rubber
 Temp -30°C to +65°C, (-22°F to +149°F)
 Pressure 20 bar / 290 psi

Fire Fighting

Page

EHW017 Fire Fighting Discharge O-8



Application Fire fighting vehicles
 Certifications EN 1947:2014-1-Cat.I Type A-Class 1
 Tube Natural and synthetic rubber
 Reinforcement High-tensile synthetic textile
 Cover Synthetic rubber
 Temp -20°C to +70°C, (-4°F to +158°F)
 Pressure 15 bar / 218 psi

EHW018 Heavy Duty Fire Fighting Discharge O-9



Application Fire fighting vehicles
 Certifications EN 1947:2002-1/Cat.II Type C-Class 1
 Tube SBR rubber blend
 Reinforcement High-tensile synthetic textile
 Cover SBR rubber blend
 Temp -25°C to +70°C, (-13°F to +158°F)
 Pressure 40 bar / 580 psi

EHW019 Fire Fighting - 200 psi O-10



Application Fire fighting applications in fire reels
 Certifications EN 694+A1
 Tube Special PVC compound
 Reinforcement High-tensile synthetic textile
 Cover Abrasion, fire and weather resistant special PVC compound
 Temp -5°C to +60°C, (+23°F to +140°F)
 Pressure 7.0-13.8 bar / 100-200 psi

EHW020 Fire Fighting - 300 psi O-11



Application Fire fighting applications in fire reels
 Tube Special PVC compound
 Certifications EN 694+A1
 Reinforcement High-tensile synthetic textile
 Cover Abrasion, fire and weather resistant special PVC compound
 Temp -5°C to +60°C, (+23°F to +140°F)
 Pressure 20 bar / 290 psi

EHW016 Fire Extinguisher O-12




Application Fire extinguishers
 Tube EPDM rubber
 Reinforcement High-tensile synthetic textile
 Cover EPDM rubber
 Temp -40°C to +120°C, (-40°F to +248°F)
 Pressure 20.7 bar / 300 psi




Gaseous: LPG

EHG003 Liquid Propane Suction & Discharge O-13



Application For transfer and delivery of propane, butane and natural gas
 Certification TS EN 1762 Type SD
 Tube Static dissipating NBR
 Reinforcement High-tensile synthetic textile with steel helical wire
 Cover Pin-pricked synthetic rubber
 Temp -30°C to +70°C, (-22°F to +158°F) LP-Gas should never be elevated above 100°F
 Pressure 25 bar / 365 psi

EHG004 Liquid Propane Suction & Discharge O-14



Application For transfer and delivery of propane, butane and natural gas
 Certification TS EN 1762 Type SD LTS
 Tube Static dissipating NBR
 Reinforcement High-tensile synthetic textile with steel helical wire
 Cover Pin-pricked synthetic rubber
 Temp -50°C to +70°C, (-58°F to +158°F) LP-Gas should never be elevated above 100°F
 Pressure 25 bar / 365 psi

Gaseous: Nitrogen

EHG001 Nitrogen Transfer O-15



Application For transfer of nitrogen
 Tube Synthetic rubber
 Reinforcement High-tensile synthetic textile
 Cover Synthetic rubber
 Temp -40°C to +70°C, (-40°F to +158°F)
 Pressure 20 bar / 290 psi

Mine Fire Protection

EHM500 Maestro, Non-reinforced Cable Guard O-16




Application For electrical cable protection in mines, and mining equipment
 Certification MSHA 2G-1C-34/3
 Cover Flame resistant and non-conductive CR rubber
 Temp -30°C to +80°C, (-22°F to +176°F)

EHM501 Maestro R, Reinforced Cable Guard O-17



Application For electrical cable protection in mines, and mining equipment
 Certification MSHA 2G-1C-34/3
 Tube Flame resistant and non-conductive CR rubber
 Reinforcement High tensile synthetic textile
 Cover Flame resistant and non-conductive CR rubber
 Temp -30°C to +80°C, (-22°F to +176°F)



Road Construction

Page

Page

EHK009 Asphalt Suction & Discharge

O-18



Application Suction & discharge of tar and hot asphalt
 Certification ISO 1307
 Tube Heat resistant synthetic ACM rubber
 Reinforcement High-tensile synthetic textile dual helical wire & anti-static copper wire
 Cover ACM rubber blend
 Temp -40°C to +180°C, (-40°F to +356°F)
 Pressure 10-18 bar / 145-261 psi

EHS500 Sweeper Hose

O-19



Application Street cleaning machines
 Certification ISO 1307
 Tube Natural rubber
 Reinforcement Synthetic textile
 Cover Natural rubber
 Temp -25°C to +70°C, (-13°F to +158°F)

EHS501 Sewer Vacuum

O-20



Application Suction and cleaning of sewage systems
 Tube NBR blend
 Reinforcement High-tensile synthetic textile and steel helical wire
 Cover CR blend with cuffed ends
 Temp -34°C to +100°C, (-29°F to +212°F)
 Pressure 6 bar / 87 psi

Steel Mill

EHN002 Steel Mill Fiberglass Cooling Water Transfer O-21



Application Cooling water transfer. Outside temperature up to 600°C.
 Tube SBR rubber blend
 Reinforcement High-tensile synthetic textile
 Cover Impregnated synthetic rubber and glass fiber
 Temp -25°C to +75°C, (-13°F to +158°F)
 Pressure 7 bar / 102 psi

EHN003 Steel Mill Non-Flammable Heavy Duty Cooling Water Transfer O-22



Application Discharge of cooling water
 Tube Insulating EPDM rubber
 Reinforcement High-tensile synthetic textile
 Cover CR rubber and glass fiber
 Temp -40°C to +120°C, (-40°F to +248°F)
 Pressure 10 bar / 145 psi

EHN004 Steel Mill Heavy Duty Cooling Water Transfer

O-23



Application Discharge of cooling water. Outside temperature up to 600°C.
 Tube EPDM rubber
 Reinforcement High-tensile synthetic textile
 Cover EPDM rubber and glass fiber
 Temp -40°C to +125°C, (-40°F to +257°F)
 Pressure 10 bar / 145 psi

EHN005 Steel Mill Medium Duty Cooling Water Transfer

O-24



Application Cooling water systems in steel mills and foundries
 Tube EPDM rubber
 Reinforcement High-tensile synthetic textile
 Cover Synthetic rubber and 2 glass fiber
 Temp -40°C to +125°C, (-40°F to +257°F)
 Pressure 6 bar / 87 psi

EHN006 Steel Mill Heavy Duty Ceramic Coated

O-25



Application Transfer of water and hot water where hose needs to be resistant to heat
 Tube EPDM rubber
 Reinforcement High-tensile synthetic textile
 Cover Ceramic coated EPDM rubber
 Temp -40°C to +125°C, (-40°F to +257°F)
 Pressure 25 bar / 363 psi

EHN007 Steel Mill Fiberglass Steam Transfer

O-26











Application Discharge of cooling water. Outside temperature up to 600°C.
 Tube EPDM
 Reinforcement High-tensile synthetic textile
 Cover Synthetic rubber and glass fiber
 Temp -20°C to +165°C, (-4°F to +329°F)
 Pressure 7 bar / 101 psi

EHW006 Heavy Duty Fiberglass Cooling Water Transfer O-27



Application Discharge of cooling water in high ambient temperatures. Outside temperature up to 600°C.
 Tube EPDM
 Reinforcement High-tensile synthetic textile
 Cover EPDM rubber and glass fiber
 Temp -40°C to +125°C, (-40°F to +257°F)
 Pressure 10 bar / 145 psi

Welding		Page
EHW500	Industrial Welding	O-28
		
Application	Industrial welding with oxygen or acetylene	
Tube	SBR rubber blend	
Reinforcement	High-tensile synthetic textile	
Cover	SBR rubber blend	
Temp	-30°C to +80°C, (-22°F to +176°F)	
Pressure	20 bar / 290 psi	
EHW502	Heavy Duty Industrial Welding	O-29
		
Application	Industrial welding with oxygen or acetylene	
Certification	ASTM C 542	
Tube	CR rubber blend	
Reinforcement	High-tensile synthetic textile	
Cover	CR rubber blend	
Temp	-30°C to +100°C, (-22°F to +212°F)	
Pressure	25 bar / 363 psi	
EHW503	Welding Liquid Propane Gas	O-30
		
Application	Industrial welding with LPG	
Certification	ISO 3821	
Tube	NBR rubber	
Reinforcement	High-tensile synthetic textile	
Cover	NBR rubber blend	
Temp	-30°C to +80°C, (-22°F to +176°F)	
Pressure	20 bar / 290 psi	
EHW504	Welding Torch Cooling	O-31
		
Application	Delivery of water and cooling liquids suitable for welding torch	
Tube	EPDM rubber blend	
Reinforcement	High-tensile synthetic textile	
Cover	EPDM rubber blend	
Temp	-40°C to +120°C, (-40°F to +248°F)	
Pressure	7 bar / 102 psi	

EHW501	Industrial Welding Twinline	O-32
		
Application	Industrial welding with oxygen or acetylene	
Certification	ISO 3821	
Tube	SRB rubber blend	
Reinforcement	High-tensile synthetic textile	
Cover	SRB rubber blend	
Temp	-30°C to +80°C, (-22°F to +176°F)	
Pressure	20 bar / 290 psi	
EHW507	Industrial Welding Twinline	O-33
		
Application	Industrial welding with oxygen or acetylene	
Certification	ISO 3821	
Tube	SRB rubber blend	
Reinforcement	High-tensile synthetic textile	
Cover	SRB rubber blend	
Temp	-30°C to +80°C, (-22°F to +176°F)	
Pressure	20 bar / 290 psi	
EHW505	Welding Rubberized Electrical Protection	O-34
		
Application	Cable protection in industrial applications	
Tube	Rubberized textile fabric	
Cover	EPDM rubber blend	
Temp	-30°C to +80°C, (-22°F to +176°F)	
EHW506	Welding Electrical Protection	O-35
		
Application	Cable protection in industrial applications	
Tube	Synthetic fulleno	
Cover	EPDM rubber blend	
Temp	-30°C to +80°C, (-22°F to +176°F)	



Aircraft Refueling

EHJ002Aircraft Refueling
Discharge**Application**

- For ground refueling of aircraft

Markets

- Aircraft refueling

Construction

Tube Aviation gasoline and jet fuel resistant NBR

Reinforcement

High-tensile synthetic textile braid

Cover Synthetic rubber

Color Black

Certifications

ISO 1825:2017 Type C
EI 1529:2014 Type C Grade 2

Operating temperature

-30°C to +65°C
(-22°F to +149°F)

Packaging

100 ft
Coil on Pallet
-16 Carton Box

Order Fulfillment

Made to Order

Number	Hose I.D.		Hose O.D.		Operating Pressure		Min. Burst Pressure		Minimum Bend Radius		Weight		Length	
	mm	in	mm	in	bar	psi	bar	psi	mm	in	kg/m	lbs/ft	mtr	ft
EHJ002-12	19.0	0.75	29	1.14	20.0	290	80.0	1160	150	5.91	0.52	0.35	30.5	100
EHJ002-20	31.8	1.25	45	1.77	20.0	290	80.0	1160	200	7.78	1.00	0.67	30.5	100
EHJ002-24	38.1	1.50	51	2.01	20.0	290	80.0	1160	290	11.42	1.16	0.78	30.5	100
EHJ002-32	50.8	2.00	65	2.56	20.0	290	80.0	1160	305	12.01	1.71	1.15	30.5	100
EHJ002-40	63.5	2.50	79	3.11	20.0	290	80.0	1160	390	15.35	2.07	1.39	30.5	100
EHJ002-48	76.2	3.00	92	3.62	20.0	290	80.0	1160	400	15.75	2.58	1.73	30.5	100
EHJ002-64	101.6	4.00	120	4.72	20.0	290	80.0	1160	450	17.72	3.76	2.53	30.5	100

Type of couplings

- API couplings

Contact coupling manufacturer for attachment procedure and other coupling recommendations

Aircraft Refueling

EHJ003Aircraft Refueling
Suction & Discharge**Application**

- For ground refueling and fuel discharge of aircraft

For use with petroleum products with aromatic content up to 30%

Markets

- Aircraft refueling

Construction

Tube Aviation gasoline and jet fuel resistant
Nitrile rubber

Reinforcement

High-tensile synthetic textile with dual helical wire and dual anti-static copper wire, and a dual steel helical wire for smaller sizes

Cover CR rubber

Color Black

Certifications

ISO 1825:2017 Type E
EI 1529:2014 Type E Grade 2

Operating temperature

-30°C to +65°C
(-22°F to +149°F)

Packaging

100 ft
Coil on Pallet
-12 Carton Box

Order Fulfillment

Made to Order

Number	Hose I.D.		Hose O.D.		Operating Pressure		Min. Burst Pressure		Minimum Bend Radius		Vacuum		Weight		Length	
	mm	in	mm	in	bar	psi	bar	psi	mm	in	kPa	in/Hg	kg/m	lbs/ft	mtr	ft
EHJ003-12	19.0	0.75	31	1.22	20.0	290	80	1160	113	4.45	92.0	27.1	0.69	0.46	30.5	100
EHJ003-16	25.4	1.00	39	1.54	20.0	290	80	1160	150	5.91	92.0	27.1	0.97	0.65	30.5	100
EHJ003-20	31.8	1.25	46	1.81	20.0	290	80	1160	190	7.48	92.0	27.1	1.22	0.82	30.5	100
EHJ003-24	38.1	1.50	53	2.09	20.0	290	80	1160	225	8.86	92.0	27.1	1.59	1.07	30.5	100
EHJ003-32	50.8	2.00	67	2.64	20.0	290	80	1160	275	10.83	92.0	27.1	2.32	1.56	30.5	100
EHJ003-40	63.5	2.50	81	3.19	20.0	290	80	1160	300	11.81	92.0	27.1	2.86	1.92	30.5	100
EHJ003-48	76.2	3.00	95	3.74	20.0	290	80	1160	300	11.81	92.0	27.1	3.70	2.49	30.5	100
EHJ003-64	101.6	4.00	123	4.84	20.0	290	80	1160	450	17.72	92.0	27.1	5.17	3.48	30.5	100

Type of couplings

- API couplings

Contact coupling manufacturer for attachment procedure and other coupling recommendations

Fire Fighting

EHW017

Fire Fighting Discharge


Application

- For fire fighting vehicles

Markets

- Fire fighting

Construction

Tube Natural and synthetic rubber

Reinforcement

High-tensile synthetic textile

Cover SBR rubber blend

Color Black

Certification

EN 1947:2014-1-Cat.I Type A-Class 1

Operating temperature

-20°C to +70°C

(-4°F to +158°F)

Packaging

100 ft

Coil on Pallet

-08 Carton Box

Order Fulfillment

Made to Order

Number	Hose I.D.		Hose O.D.		Operating Pressure		Min. Burst Pressure		Minimum Bend Radius		Weight		Length	
	mm	in	mm	in	bar	psi	bar	psi	mm	in	kg/m	lbs/ft	mtr	ft
EHW017-08	12.7	0.50	21.0	0.83	15.0	218	45.0	623	120	4.72	0.31	0.21	30.5	100
EHW017-12	19.0	0.75	32.0	1.26	15.0	218	45.0	623	190	7.48	0.71	0.48	30.5	100
EHW017-16	25.4	1.00	38.0	1.50	15.0	218	45.0	623	200	7.87	0.85	0.57	30.5	100
EHW017-20	32.0	1.25	44.0	1.73	15.0	218	45.0	623	280	11.02	0.96	0.65	30.5	100

Type of couplings

Contact coupling manufacturer for attachment procedure and other coupling recommendations

Fire Fighting

EHW018

Heavy Duty Fire Fighting Discharge

**Application**

- Heavy duty for fire fighting vehicles

Markets

- Fire fighting

Construction

Tube SBR rubber blend

Reinforcement

High-tensile synthetic textile

Cover SBR rubber blend

Color Black

Certification

EN 1947:2002-1/Cat.II
Type C-Class 1

Operating temperature

-25°C to +70°C
(-13°F to +158°F)

Packaging

100 ft
Coil on Pallet
-08 Carton Box

Order Fulfillment

Made to Order

Number	Hose I.D.		Hose O.D.		Operating Pressure		Min. Burst Pressure		Minimum Bend Radius		Weight		Length	
	mm	in	mm	in	bar	psi	bar	psi	mm	in	kg/m	lbs/ft	mtr	ft
EHW018-08	12.7	0.50	21.5	1.24	40.0	580	120	1740	120	4.72	0.32	0.22	30.5	100
EHW018-12	19.0	0.75	32.5	1.28	40.0	580	120	1740	190	7.48	0.72	0.48	30.5	100
EHW018-16	25.4	1.00	39.0	1.54	40.0	580	120	1740	200	7.87	0.87	0.58	30.5	100
EHW018-20	32.0	1.25	45.0	1.77	40.0	580	1250	1740	280	11.02	0.98	0.66	30.5	100

Type of couplings

Contact coupling manufacturer for attachment procedure and other coupling recommendations

Fire Fighting

EHW019

Fire Fighting

**Application**

- For fire fighting applications in fire reels

Markets

- Fire fighting

Construction

Tube Special PVC compound

Reinforcement

High-tensile synthetic textile

Cover Abrasion, fire and weather resistant special PVC compound

Color Red (RD), Black (BK)

Certification

EN 694+A1

Operating temperature

-5°C to +60°C
(+23°F to +140°F)

Packaging

100 ft
Coil on Pallet
-12 Carton Box

Order Fulfillment

Made to Order

Number	Hose I.D.		Hose O.D.		Operating Pressure		Min. Burst Pressure		Minimum Bend Radius		Weight		Length	
	mm	in	mm	in	bar	psi	bar	psi	mm	in	kg/m	lbs/ft	mtr	ft
EHW019-12RD	19.0	0.75	26.0	1.02	12.0	174	42.0	609	230	9.06	0.39	0.26	30.5	100
EHW019-16RD	25.4	1.00	33.0	1.30	12.0	174	42.0	609	300	11.81	0.57	0.38	30.5	100
EHW019-20RD	31.8	1.25	43.0	1.69	7.0	102	25.0	363	385	15.16	0.91	0.61	30.5	100

Type of couplings

Contact coupling manufacturer for attachment procedure and other coupling recommendations

Fire Fighting

EHW020

Fire Fighting



Application

- For fire fighting applications in fire reels

Markets

- Fire fighting

Construction

Tube Reinforcement Special PVC compound

High-tensile synthetic textile

Cover Abrasion, fire and weather resistant special PVC compound

Color Red (RD), Black (BK)

Certification

EN 694+A1

Operating temperature

-5°C to +60°C
(+23°F to +140°F)

Packaging

- 100 ft
- 08, -12 Carton Box
- 16 Coil on Pallet

Order Fulfillment

Made to Order

Number	Hose I.D.		Hose O.D.		Operating Pressure		Min. Burst Pressure		Minimum Bend Radius		Weight		Length	
	mm	in	mm	in	bar	psi	bar	psi	mm	in	kg/m	lbs/ft	mtr	ft
EHW020-08RD	12.5	0.50	19.0	0.75	20.0	290	70.0	1015	200	7.87	0.24	0.16	30.5	100
EHW020-12RD	19.0	0.75	26.0	1.02	20.0	290	70.0	1015	230	9.06	0.38	0.26	30.5	100
EHW020-16RD	25.0	1.00	33.0	1.30	20.0	290	70.0	1015	300	11.81	0.56	0.38	30.5	100

Type of couplings

Contact coupling manufacturer for attachment procedure and other coupling recommendations

Fire Fighting

EHW016

Fire Extinguisher

**Application**

- For fire extinguishers

Markets

- Fire fighting

Construction

Tube EPDM rubber

Reinforcement

High-tensile synthetic textile

Cover EPDM rubber

Color Black

Operating temperature

-40°C to +120°C

(-40°F to +248°F)

Packaging

100 ft

Carton Box

Order Fulfillment

Made to Order

Number	Hose I.D.		Hose O.D.		Operating Pressure		Min. Burst Pressure		Weight		Length	
	mm	in	mm	in	bar	psi	bar	psi	kg/m	lbs/ft	mtr	ft
EHW016-06	10.0	0.38	16.0	0.63	20.0	290	70.0	1015	0.15	0.10	30.5	100
EHW016-08	13.0	0.50	21.0	0.83	20.0	290	70.0	1015	0.25	0.17	30.5	100
EHW016-10	16.0	0.62	25.0	0.98	20.	290	70.0	1015	0.35	0.24	30.5	100

Type of couplings

Contact coupling manufacturer for attachment procedure and other coupling recommendations

Gaseous: LPG

EHG003

Liquid Propane (LPG)



Application

- For transfer and delivery of propane and butane
- Transfer of natural gas in open, well ventilated areas (1 psiG max. working pressure)

Markets

- LPG delivery vehicles
- Petroleum refineries
- Chemical processing
- Tank truck

Construction

Tube Reinforcement LPG resistant, conductive NBR rubber

High-tensile synthetic textile with steel helical wire

Cover Pin-pricked Synthetic rubber

Color Black

Certification

TS EN 1762 Type SD

Operating temperature

-30°C to +70°C

(-22°F to +158°F)

Hose is capable of this rating. LP-Gas should never be elevated above 100°F.

Packaging

100 ft

Coil on Pallet

-10 Carton Box

Order Fulfillment

Made to Order

Number	Hose I.D.		Hose O.D.		Operating Pressure		Min. Burst Pressure		Minimum Bend Radius		Vacuum		Weight		Length	
	mm	in	mm	in	bar	psi	bar	psi	mm	in	kPa	in/Hg	kg/m	lbs/ft	mtr	ft
EHG003-08	12.7	0.50	23	0.91	25	363	100	1450	55	2.17	80.0	24	0.44	0.30	30.5	100
EHG003-10	16.0	0.62	26	1.02	25	363	100	1450	75	2.95	80.0	24	0.52	0.35	30.5	100
EHG003-12	19.0	0.75	31	1.22	25	363	100	1450	100	3.94	80.0	24	0.68	0.46	30.5	100
EHG003-16	25.4	1.00	38	1.50	25	363	100	1450	140	5.51	80.0	24	0.90	0.61	30.5	100
EHG003-20	31.8	1.25	45	1.77	25	363	100	1450	190	7.48	80.0	24	1.17	0.79	30.5	100
EHG003-24	38.1	1.50	52	2.05	25	363	100	1450	200	7.87	80.0	24	1.50	1.00	30.5	100
EHG003-32	50.8	2.00	67	2.64	25	363	100	1450	280	11.02	80.0	24	2.19	1.47	30.5	100
EHG003-40	63.5	2.50	81	3.19	25	363	100	1450	380	14.96	80.0	24	2.91	1.96	30.5	100
EHG003-48	76.2	3.00	94	3.70	25	363	100	1450	460	18.11	80.0	24	3.58	2.41	30.5	100
EHG003-64	101.6	4.00	120	4.72	25	363	100	1450	625	24.61	80.0	24	4.56	3.07	30.5	100

Type of couplings

- Swaged or crimp male couplings

Contact coupling manufacturer for attachment procedure and other coupling recommendations

Gaseous: LPG

EHG004Liquid Propane
(LPG)**Application**

- For transfer and delivery of propane and butane
- Transfer of natural gas in open, well ventilated areas (1 psiG max. working pressure)

Markets

- LPG delivery vehicles
- Petroleum refineries
- Chemical processing
- Tank truck

Construction

Tube LPG resistant, conductive NBR rubber
Reinforcement

High-tensile synthetic textile with steel helical wire

Cover Pin-pricked synthetic rubber

Color Black

Certification

TS EN1762 Type SD LTS

Operating temperature

-50°C to +70°C

(-58°F to +158°F)

Hose is capable of this rating. LP-Gas should never be elevated above 100°F.

Packaging

100 ft
Coil on Pallet

Order Fulfillment

Made to Order

Number	Hose I.D.		Hose O.D.		Operating Pressure		Min. Burst Pressure		Minimum Bend Radius		Vacuum		Weight		Length	
	mm	in	mm	in	bar	psi	bar	psi	mm	in	kPa	in/Hg	kg/m	lbs/ft	mtr	ft
EHG004-08	12.7	0.50	23	0.91	25	363	100	1450	55	2.17	80.0	24	0.44	0.30	30.5	100
EHG004-10	15.9	0.62	26	1.02	25	363	100	1450	75	2.95	80.0	24	0.52	0.35	30.5	100
EHG004-12	19.0	0.75	31	1.22	25	363	100	1450	100	3.94	80.0	24	0.68	0.46	30.5	100
EHG004-16	25.4	1.00	38	1.50	25	363	100	1450	140	5.51	80.0	24	0.90	0.61	30.5	100
EHG004-20	31.8	1.25	45	1.77	25	363	100	1450	190	7.48	80.0	24	1.17	0.79	30.5	100
EHG004-24	38.1	1.50	52	2.05	25	363	100	1450	200	7.87	80.0	24	1.50	1.00	30.5	100
EHG004-32	50.8	2.00	67	2.64	25	363	100	1450	280	11.02	80.0	24	2.19	1.47	30.5	100
EHG004-40	63.5	2.50	81	3.19	25	363	100	1450	380	14.96	80.0	24	2.91	1.96	30.5	100
EHG004-48	76.2	3.00	94	3.70	25	363	100	1450	460	18.11	80.0	24	3.58	2.41	30.5	100
EHG004-64	101.6	4.00	120	4.72	25	363	100	1450	625	24.61	80.0	24	4.56	3.07	30.5	100

Type of couplings

- Swaged or crimp male couplings

Contact coupling manufacturer for attachment procedure and other coupling recommendations

Gaseous: Nitrogen

EHG001

Nitrogen Transfer



Application

- For transfer of nitrogen

Markets

- Nitrogen tanks
- Tank truck

Construction

Tube Natural and synthetic rubber

Reinforcement

High-tensile synthetic textile

Cover Synthetic rubber blend

Color Black

Operating temperature

-40°C to +70°C

(-40°F to +158°F)

Packaging

100 ft
Coil on Pallet

Order Fulfillment

Made to Order

Number	Hose I.D.		Hose O.D.		Operating Pressure		Min. Burst Pressure		Weight		Length	
	mm	in	mm	in	bar	psi	bar	psi	kg/m	lbs/ft	mtr	ft
EHG001-08	12.7	0.50	22	0.87	20.0	290	64.0	928	0.33	0.22	30.5	100
EHG001-10	15.9	0.62	25	0.98	20.0	290	64.0	928	0.37	0.25	30.5	100
EHG001-12	19.0	0.75	29	1.14	20.0	290	64.0	928	0.50	0.34	30.5	100
EHG001-16	25.4	1.00	36	1.42	20.0	290	64.0	928	0.67	0.45	30.5	100
EHG001-20	31.8	1.25	44	1.73	20.0	290	64.0	928	0.96	0.65	30.5	100
EHG001-24	38.1	1.50	51	2.01	20.0	290	64.0	928	1.18	0.79	30.5	100
EHG001-28	44.5	1.75	60	2.36	20.0	290	64.0	928	1.63	1.10	30.5	100
EHG001-32	50.8	2.00	65	2.56	20.0	290	64.0	928	1.66	1.12	30.5	100
EHG001-40	63.5	2.50	80	3.15	20.0	290	64.0	928	2.45	1.65	30.5	100
EHG001-48	76.2	3.00	92	3.62	20.0	290	64.0	928	2.65	1.78	30.5	100
EHG001-64	101.6	4.00	118	4.65	20.0	290	64.0	928	3.81	2.56	30.5	100

Type of couplings

- Swaged or crimp male couplings

Contact coupling manufacturer for attachment procedure and other coupling recommendations

Mine Fire Protection

EHM500

Maestro, Non-reinforced
Cable Guard**Application**

- For electrical cable protection in mines and on mining equipment

Markets

- Mining

Construction

Cover Flame resistant and non-conductive black CR rubber

Color Black

Certification

MSHA 2G-1C-34/3
Flame resistance

Operating temperature

-30°C to +80°C
(-22°F to +176°F)

Packaging

100 ft
Carton Box

Order Fulfillment

Made to Order

Number	Hose I.D.		Hose O.D.		Weight		Length	
	mm	in	mm	in	kg/m	lbs/ft	mtr	ft
EHM500-08	12.7	0.50	23.5	0.93	0.41	0.28	61.0	100
EHM500-10	16.0	0.63	27.0	1.06	0.48	0.32	61.0	100
EHM500-12	19.0	0.75	30.5	1.20	0.55	0.37	61.0	100
EHM500-14	22.0	0.87	33.0	1.30	0.63	0.42	61.0	100
EHM500-16	25.4	1.00	36.0	1.42	0.70	0.47	61.0	100
EHM500-18	28.6	1.13	39.5	1.56	0.79	0.53	61.0	100
EHM500-20	32.0	1.26	42.5	1.67	0.83	0.55	61.0	100
EHM500-22	35.0	1.38	46.0	1.81	0.91	0.61	61.0	100
EHM500-24	38.0	1.50	49.0	1.93	0.98	0.66	61.0	100
EHM500-28	45.0	1.77	55.0	2.17	1.12	0.75	61.0	100
EHM500-32	50.8	2.00	61.5	2.42	1.27	0.85	61.0	100
EHM500-36	57.0	2.24	68.0	2.68	1.44	0.97	61.0	100
EHM500-38	60.0	2.36	71.0	2.80	1.51	1.01	61.0	100
EHM500-40	63.5	2.50	74.5	2.93	1.56	1.05	61.0	100
EHM500-48	76.2	3.00	87.0	3.43	1.85	1.24	61.0	100

Type of couplings

Contact coupling manufacturer for attachment procedure and other coupling recommendations

Mine Fire Protection

EHM501

Maestro R, Reinforced Cable Guard


Application

- For electrical cable protection in mines and on mining equipment

Markets

- Mining

Construction

Tube Flame resistant and non-conductive black CR rubber

Reinforcement

High tensile synthetic textile

Cover Flame resistant and non-conductive black CR rubber

Color Black

Certification

MSHA 2G-1C-34/3
Flame resistance

Operating temperature

-30°C to +80°C
(-22°F to +176°F)

Packaging

100 ft
Carton Box

Order Fulfillment

Made to Order

Number	Hose I.D.		Hose O.D.		Weight		Length	
	mm	in	mm	in	kg/m	lbs/ft	mtr	ft
EHM501-08	12.7	0.50	23.5	0.93	0.41	0.28	61.0	100
EHM501-10	16.0	0.63	27.0	1.06	0.48	0.32	61.0	100
EHM501-12	19.0	0.75	30.5	1.20	0.55	0.37	61.0	100
EHM501-14	22.0	0.87	33.0	1.30	0.63	0.42	61.0	100
EHM501-16	25.4	1.00	36.0	1.42	0.70	0.47	61.0	100
EHM501-18	28.0	1.10	39.5	1.56	0.79	0.53	61.0	100
EHM501-20	32.0	1.26	42.5	1.67	0.83	0.55	61.0	100
EHM501-22	35.0	1.38	46.0	1.81	0.91	0.61	61.0	100
EHM501-24	38.0	1.50	49.0	1.93	0.98	0.66	61.0	100
EHM501-28	45.0	1.77	55.0	2.17	1.12	0.75	61.0	100
EHM501-32	50.8	2.00	61.5	2.42	1.27	0.85	61.0	100
EHM501-36	57.0	2.24	68.0	2.68	1.44	0.97	61.0	100
EHM501-38	60.0	2.36	71.0	2.80	1.51	1.01	61.0	100
EHM501-40	63.5	2.50	74.5	2.93	1.56	1.05	61.0	100
EHM501-48	76.2	3.00	87.0	3.43	1.85	1.24	61.0	100
EHM501-64	101.6	4.00	113.0	4.45	2.22	1.49	61.0	100

Type of couplings

Contact coupling manufacturer for attachment procedure and other coupling recommendations

Road Construction

EHK009

Asphalt

Suction & Discharge

**Application**

- For suction and discharge of tar and hot asphalt on tank trucks

Markets

- Road construction
- Roof construction

Construction

Tube Heat resistant ACM rubber

Reinforcement

High-tensile synthetic textile dual helical wire with anti-static copper wire

Cover Abrasion, heat, weather and asphalt resistant ACM rubber blend

Color Black

Certification

ISO 1307

Operating temperature

-40°C to +180°C
(-40°F to +356°F)

Packaging

100 ft
Coil on pallet

Order Fulfillment

Made to Order

Number	Hose I.D.		Hose O.D.		Operating Pressure		Min. Burst Pressure		Minimum Bend Radius		Vacuum		Weight		Length	
	mm	in	mm	in	bar	psi	bar	psi	mm	in	kPa	in/Hg	kg/m	lbs/ft	mtr	ft
EHK009-16	25.4	1.00	43	1.69	18	261	54	783	115	4.53	92.0	28	1.24	0.83	30.5	100
EHK009-20	32.0	1.25	50	1.97	18	261	54	783	150	5.91	92.0	28	1.50	1.01	30.5	100
EHK009-24	38.0	1.50	56	2.20	18	261	54	783	180	7.09	92.0	28	1.83	1.23	30.5	100
EHK009-28	44.5	1.75	64	2.52	18	261	54	783	220	8.66	92.0	28	2.34	1.57	30.5	100
EHK009-32	50.8	2.00	71	2.80	18	261	54	783	250	9.84	92.0	28	2.78	1.87	30.5	100
EHK009-40	63.5	2.50	83	3.27	10	145	30	435	320	12.60	92.0	28	3.13	2.10	30.5	100
EHK009-48	76.2	3.00	97	3.81	10	145	30	435	400	15.75	92.0	28	4.11	2.76	30.5	100
EHK009-64	101.6	4.00	126	4.96	10	145	30	435	520	20.47	92.0	28	6.17	4.15	30.5	100
EHK009-80	127.0	5.00	153	6.02	10	145	30	435	680	26.77	92.0	28	8.15	5.48	30.5	100
EHK009-96	152.4	6.00	179	7.05	10	145	30	435	850	33.46	92.0	28	10.23	6.88	30.5	100

Type of couplings

- Cam and groove
- Combination nipple

Contact coupling manufacturer for attachment procedure and other coupling recommendations

Road Construction

EHS500
Sweeper Hose



Application

- Flexible for street cleaning machines

Markets

- Street cleaning

Construction

Tube Abrasion resistant natural rubber

Reinforcement

Special synthetic textile

Cover Abrasion, ozone and weather resistant synthetic rubber

Color Black

Certification

ISO 1307

Operating temperature

-25°C to +70°C
(-13°F to +158°F)

Packaging

100 ft
Coil on Pallet

Order Fulfillment

Made to Order

Number	Hose I.D.		Minimum Bend Radius		Weight		Length	
	mm	in	mm	in	kg/m	lbs/ft	mtr	ft
EHS500-96	152.4	6.00	150	5.91	3.40	2.29	30.5	100
EHS500-128	203.0	8.00	200	7.87	4.30	2.89	30.5	100
EHS500-160	254.0	10.00	250	9.84	5.90	3.97	30.5	100

Type of couplings

Contact coupling manufacturer for attachment procedure and other coupling recommendations

Sewer Cleaning

EHS501

Sewer Vacuum

**Application**

- For suction and cleaning of sewage systems

Markets

- Street cleaning

Construction

Tube NBR rubber

Reinforcement

High-tensile synthetic textile and steel helical wire

Cover CR blend with cuffed ends

Color Black

Operating temperature

-34°C to +100°C

(-29°F to +212°F)

Packaging

100 ft

Coil on Pallet

Order Fulfillment

Made to Order

Number	Hose I.D.		Hose O.D.		Cuffed End	Operating Pressure		Min. Burst Pressure		Minimum Bend Radius		Vacuum		Weight		Length	
	mm	in	mm	in		cm	bar	psi	bar	psi	mm	in	kPa	in/Hg	kg/m	lbs/ft	mtr
EHS501-64	101.6	4.00	117	4.60	120	6.0	87.0	15.0	217	300	11.81	92.0	27.1	4.73	3.18	30.5	100
EHS501-80	127.0	5.00	146	5.75	150	6.0	87.0	15.0	217	350	13.78	92.0	27.1	6.95	4.67	30.5	100
EHS501-96	152.4	6.00	170	6.69	150	6.0	87.0	15.0	217	400	15.75	92.0	27.1	8.93	6.00	30.5	100

Type of couplings

Contact coupling manufacturer for attachment procedure and other coupling recommendations

Steel Mill

EHN002

Steel Mill Fiberglass
Cooling Water Transfer**Application**

- For cooling water transfer
(Outside temperature up to 600°C)

Markets

- Steel mill
- Foundries

Construction

Tube SBR rubber blend

Reinforcement

High-tensile synthetic textile

Cover Impregnated synthetic rubber and glass fiber

Colors White

Operating temperature

-25°C to +75°C
(-13°F to +158°F)

Packaging

100 ft
Coil on Pallet
-10 Carton Box

Order Fulfillment

Made to Order

Number	Hose I.D.		Hose O.D.		Operating Pressure		Min. Burst Pressure		Weight		Length	
	mm	in	mm	in	bar	psi	bar	psi	kg/m	lbs/ft	mtr	ft
EHN002-06	10.0	0.39	20.0	0.79	7.0	102	21.0	305	0.31	0.21	30.5	100
EHN002-08	12.7	0.50	22.0	0.87	7.0	102	21.0	305	0.36	0.24	30.5	100
EHN002-10	16.0	0.63	25.0	0.98	7.0	102	21.0	305	0.44	0.30	30.5	100
EHN002-12	19.0	0.75	29.0	1.14	7.0	102	21.0	305	0.52	0.35	30.5	100
EHN002-16	25.4	1.00	35.0	1.38	7.0	102	21.0	305	0.64	0.43	30.5	100
EHN002-20	32.0	1.25	41.5	1.63	7.0	102	21.0	305	0.85	0.57	30.5	100
EHN002-24	38.0	1.50	50.0	1.97	7.0	102	21.0	305	0.97	0.65	30.5	100
EHN002-28	44.5	1.75	55.0	2.17	7.0	102	21.0	305	1.22	0.82	30.5	100
EHN002-32	50.8	2.00	63.0	2.48	7.0	102	21.0	305	1.40	0.94	30.5	100
EHN002-40	63.5	2.50	76.0	2.99	7.0	102	21.0	305	2.04	1.37	30.5	100
EHN002-48	76.2	3.00	89.0	3.50	7.0	102	21.0	305	2.54	1.71	30.5	100
EHN002-64	101.6	4.00	115.0	4.53	7.0	102	21.0	305	3.31	2.23	30.5	100
EHN002-80	127.0	5.00	145.0	5.71	7.0	102	21.0	305	5.16	3.47	30.5	100

Type of couplings

Contact coupling manufacturer for attachment procedure and other coupling recommendations

Steel Mill

EHN003

Steel Mill Non-Flammable
HD Cooling Water Transfer**Application**

- For discharge of cooling water

Markets

- Steel mill
- Foundries

Construction

Tube Insulating EPDM rubber

Reinforcement

High-tensile synthetic textile

Cover CR rubber blend and glass fiber

Colors Black

Operating temperature

-40°C to +120°C

(-40°F to +248°F)

Packaging

100 ft

Coil on Pallet

-12 Carton Box

Order Fulfillment

Made to Order

Number	Hose I.D.		Hose O.D.		Operating Pressure		Min. Burst Pressure		Weight		Length	
	mm	in	mm	in	bar	psi	bar	psi	kg/m	lbs/ft	mtr	ft
EHN003-06	9.5	0.38	19.0	0.75	10.0	145	30.0	435	0.28	0.19	30.5	100
EHN003-08	12.7	0.50	22.0	0.87	10.0	145	30.0	435	0.36	0.24	30.5	100
EHN003-12	19.0	0.75	32.0	1.26	10.0	145	30.0	435	0.70	0.47	30.5	100
EHN003-16	25.4	1.00	38.0	1.50	10.0	145	30.0	435	0.83	0.32	30.5	100
EHN003-20	31.8	1.25	47.0	1.85	10.0	145	30.0	435	1.24	0.83	30.5	100
EHN003-24	38.1	1.50	54.0	2.13	10.0	145	30.0	435	1.53	1.03	30.5	100
EHN003-28	44.5	1.75	61.0	2.40	10.0	145	30.0	435	1.83	1.23	30.5	100
EHN003-32	50.8	2.00	69.0	2.72	10.0	145	30.0	435	2.36	1.59	30.5	100
EHN003-40	63.5	2.50	80.0	3.15	10.0	145	30.0	435	2.61	1.75	30.5	100
EHN003-48	76.2	3.00	94.0	3.70	10.0	145	30.0	435	3.11	2.09	30.5	100
EHN003-64	101.6	4.00	122.0	4.80	10.0	145	30.0	435	4.72	3.17	30.5	100

Type of couplings

Contact coupling manufacturer for attachment procedure and other coupling recommendations

Steel Mill

EHN004

Steel Mill Heavy Duty
Cooling Water Transfer**Application**

- For discharge of cooling water (Outside Temperature up to 600°C)

Markets

- Steel mill
- Foundries

Construction

Tube EPDM rubber

Reinforcement

High-tensile synthetic textile

Cover EPDM rubber and glass fiber

Colors White

Resistance $\leq 1 \times 10^9 \Omega/m$

Operating temperature

-40°C to +125°C
(-40°F to +257°F)

Packaging

100 ft
Coil on Pallet
-08, -10 Carton Box

Order Fulfillment

Made to Order

Number	Hose I.D.		Hose O.D.		Operating Pressure		Min. Burst Pressure		Weight		Length	
	mm	in	mm	in	bar	psi	bar	psi	kg/m	lbs/ft	mtr	ft
EHN004-08	12.7	0.50	22	0.87	10.0	145	30.0	435	0.34	0.23	30.5	100
EHN004-10	16.0	0.62	26	1.02	10.0	145	30.0	435	0.44	0.30	30.5	100
EHN004-12	19.0	0.75	30	1.18	10.0	145	30.0	435	0.57	0.38	30.5	100
EHN004-16	25.4	1.00	37	1.46	10.0	145	30.0	435	0.74	0.50	30.5	100
EHN004-20	32.0	1.25	45	1.77	10.0	145	30.0	435	0.99	0.67	30.5	100
EHN004-24	38.0	1.50	52	2.05	10.0	145	30.0	435	1.24	0.83	30.5	100
EHN004-28	44.5	1.75	59	2.32	10.0	145	30.0	435	1.49	1.00	30.5	100
EHN004-32	50.8	2.00	65	2.56	10.0	145	30.0	435	1.64	1.10	30.5	100
EHN004-40	63.5	2.50	79	3.11	10.0	145	30.0	435	2.15	1.45	30.5	100
EHN004-48	76.2	3.00	94	3.70	10.0	145	30.0	435	3.02	2.03	30.5	100
EHN004-64	101.6	4.00	120	4.72	10.0	145	30.0	435	3.96	2.66	30.5	100

Type of couplings

Contact coupling manufacturer for attachment procedure and other coupling recommendations

Steel Mill

EHN005Steel Mill Medium Duty
Cooling Water Transfer**Application**

- For cooling water systems in steel mills and foundries
- Resistant to heat, for use with molten metal contact, or close to heat source (Outside temperature up to 600° C)

Markets

- Steel mill
- Foundries

Construction**Tube** EPDM rubber**Reinforcement**

High-tensile synthetic textile

Cover Synthetic rubber and dual (2) glass fiber**Colors** White**Operating temperature**

-40°C to +125°C

(-40°F to +257°F)

Packaging

100 ft

Coil on Pallet

-160 20 ft, Straight

Order Fulfillment

Made to Order

Number	Hose I.D.		Hose O.D.		Operating Pressure		Min. Burst Pressure		Weight		Length	
	mm	in	mm	in	bar	psi	bar	psi	kg/m	lbs/ft	mtr	ft
EHN005-64	101.6	4.00	130	5.12	6.0	87	18.0	261	6.86	4.61	30.5	100
EHN005-80	127.0	5.00	155	6.10	6.0	87	18.0	261	8.36	5.62	30.5	100
EHN005-96	152.4	6.00	181	7.13	6.0	87	18.0	261	9.92	6.67	30.5	100
EHN005-128	203.0	8.00	232	9.13	6.0	87	18.0	261	12.73	8.56	30.5	100
EHN005-160	254.0	10.00	282	11.10	6.0	87	18.0	261	15.50	10.42	6.1	20

Type of couplings

Contact coupling manufacturer for attachment procedure and other coupling recommendations

Steel Mill

EHN006

Steel Mill Heavy Duty
Ceramic Coated**Application**

- For transfer of water and hot water where hose needs to be resistant to heat (Outside temperature up to 600° C)

Markets

- Steel mill
- Foundries

Construction**Tube** EPDM rubber**Reinforcement**

High-tensile synthetic textile

Cover Ceramic coated EPDM rubber**Colors** White**Operating temperature**

-40°C to +125°C

(-40°F to +257°F)

Packaging

100 ft

Coil on Pallet

Order Fulfillment

Made to Order

Number	Hose I.D.		Hose O.D.		Operating Pressure		Min. Burst Pressure		Weight		Length	
	mm	in	mm	in	bar	psi	bar	psi	kg/m	lbs/ft	mtr	ft
EHN006-08	12.7	0.50	24	0.95	25.0	363	100	1450	0.42	0.28	30.5	100
EHN006-12	19.0	0.75	30	1.18	25.0	363	100	1450	0.57	0.38	30.5	100
EHN006-16	25.4	1.00	38	1.50	25.0	363	100	1450	0.83	0.56	30.5	100
EHN006-20	32.0	1.25	46	1.81	25.0	363	100	1450	1.14	0.77	30.5	100
EHN006-24	38.0	1.50	52	2.05	25.0	363	100	1450	1.32	0.89	30.5	100
EHN006-28	44.5	1.75	60	2.36	25.0	363	100	1450	1.75	1.18	30.5	100
EHN006-32	50.8	2.00	67	2.64	25.0	363	100	1450	2.25	1.51	30.5	100
EHN006-40	63.5	2.50	81	3.19	25.0	363	100	1450	2.53	1.70	30.5	100
EHN006-48	76.2	3.00	95	3.74	25.0	363	100	1450	3.25	2.18	30.5	100
EHN006-64	101.6	4.00	123	4.84	25.0	363	100	1450	5.30	3.56	30.5	100

Type of couplings

Contact coupling manufacturer for attachment procedure and other coupling recommendations

Steel Mill

EHN007

Steel Mill Fiberglass
Steam Transfer**Application**

- For discharge of cooling water
- Steam service at 7 bar
(Outside Temperature up to 600°C)

Markets

- Steel mill
- Foundries

Construction**Tube** EPDM**Reinforcement**

High-tensile synthetic textile

Cover Synthetic rubber and glass fiber**Colors** White**Operating temperature**-20°C to +165°C
(-4°F to +329°F)**Packaging**100 ft
Coil on Pallet
-12 Carton Box**Order Fulfillment**

Made to Order

Number	Hose I.D.		Hose O.D.		Operating Pressure		Min. Burst Pressure		Weight		Length	
	mm	in	mm	in	bar	psi	bar	psi	kg/m	lbs/ft	mtr	ft
EHN007-08	12.7	0.50	24.0	0.95	7.0	101	70.0	1015	0.41	0.28	30.5	100
EHN007-10	16.0	0.62	30.0	1.18	7.0	101	70.0	1015	0.65	0.44	30.5	100
EHN007-12	19.0	0.75	33.0	1.30	7.0	101	70.0	1015	0.71	0.48	30.5	100
EHN007-16	25.4	1.00	39.5	1.56	7.0	101	70.0	1015	0.82	0.55	30.5	100
EHN007-20	32.0	1.25	47.0	1.85	7.0	101	70.0	1015	1.15	0.77	30.5	100
EHN007-24	38.0	1.50	53.0	2.09	7.0	101	70.0	1015	1.35	0.91	30.5	100
EHN007-28	44.5	1.75	60.0	2.36	7.0	101	70.0	1015	1.57	1.06	30.5	100
EHN007-32	50.8	2.00	67.5	2.66	7.0	101	70.0	1015	1.97	1.32	30.5	100
EHN007-40	63.5	2.50	81.0	3.19	7.0	101	70.0	1015	2.51	1.69	30.5	100
EHN007-48	76.2	3.00	98.0	3.86	7.0	101	70.0	1015	3.66	2.46	30.5	100
EHN007-64	101.6	4.00	124.0	4.88	7.0	101	70.0	1015	4.83	3.25	30.5	100

Type of couplings

Contact coupling manufacturer for attachment procedure and other coupling recommendations

Steel Mill

EHW006

Heavy Duty Fiberglass Cooling Water Transfer



Application

- For discharge of cooling water
(Outside Temperature up to 600°C)

Markets

- Steel mill
- Foundries

Construction

Tube EPDM rubber

Reinforcement

High-tensile synthetic textile

Cover EPDM rubber and glass fiber

Colors White

Operating temperature

-40°C to +125°C
(-40°F to +257°F)

Packaging

100 ft
Coil on Pallet
-06, -10 Carton Box

Order Fulfillment

Made to Order

Number	Hose I.D.		Hose O.D.		Operating Pressure		Min. Burst Pressure		Weight		Length	
	mm	in	mm	in	bar	psi	bar	psi	kg/m	lbs/ft	mtr	ft
EHW006-06	9.5	0.38	18.0	0.71	10.0	145	30.0	435	0.27	0.18	30.5	100
EHW006-08	12.7	0.50	21.5	0.85	10.0	145	30.0	435	0.35	0.24	30.5	100
EHW006-10	15.9	0.62	25.0	0.98	10.0	145	30.0	435	0.42	0.28	30.5	100
EHW006-12	19.0	0.75	28.0	1.10	10.0	145	30.0	435	0.48	0.32	30.5	100
EHW006-16	25.4	1.00	34.0	1.34	10.0	145	30.0	435	0.60	0.40	30.5	100
EHW006-20	31.8	1.25	42.0	1.65	10.0	145	30.0	435	0.82	0.55	30.5	100
EHW006-22	35.0	1.38	46.0	1.81	10.0	145	30.0	435	0.95	0.64	30.5	100
EHW006-24	38.1	1.50	50.0	1.97	10.0	145	30.0	435	1.17	0.79	30.5	100
EHW006-28	44.5	1.75	57.0	2.24	10.0	145	30.0	435	1.39	0.93	30.5	100
EHW006-32	50.8	2.00	63.5	2.50	10.0	145	30.0	435	1.64	1.10	30.5	100
EHW006-40	63.5	2.50	76.5	3.01	10.0	145	30.0	435	2.04	1.37	30.5	100
EHW006-44	44.5	2.75	83.0	3.27	10.0	145	30.0	435	2.26	1.52	30.5	100
EHW006-48	76.2	3.00	90.0	3.54	10.0	145	30.0	435	2.58	1.73	30.5	100
EHW006-64	101.6	4.00	116.0	4.57	10.0	145	30.0	435	3.45	2.32	30.5	100
EHW006-80	127.0	5.00	142.0	5.59	10.0	145	30.0	435	4.31	2.90	30.5	100
EHW006-96	152.4	6.00	167.0	6.57	10.0	145	30.0	435	5.16	3.47	30.5	100
EHW006-128	203.2	8.00	221.0	8.70	10.0	145	30.0	435	8.28	5.57	30.5	100
EHW006-160	254.0	10.00	274.0	10.79	10.0	145	30.0	435	11.80	7.93	30.5	100

Type of couplings

Contact coupling manufacturer for attachment procedure and other coupling recommendations

Welding

EHW500

Industrial Welding



Application

- For industrial welding with oxygen or acetylene

Markets

- In-plant service
- Welding

Construction

Tube SBR rubber blend

Reinforcement

High-tensile synthetic textile

Cover

Flame, abrasion, and weather resistant SBR rubber blend

Colors

Red (RD), Green (GN),
Blue (BU)

Certifications

ISO 3821

Operating temperature

-30°C to +80°C
(-22°F to +176°F)

Packaging

100 ft
Carton Box

Order Fulfillment

Made to Order

Number	Hose I.D.		Hose O.D.		Operating Pressure		Min. Burst Pressure		Minimum Bend Radius		Weight		Length	
	mm	in	mm	in	bar	psi	bar	psi	mm	in	kg/m	lbs/ft	mtr	ft
EHW500-04RD	6.0	0.25	13.0	0.51	20.0	290	60.0	870	30	1.18	0.16	0.11	30.5	100
EHW500-04ARD	6.0	0.25	14.0	0.55	20.0	290	60.0	870	30	1.18	0.18	0.12	30.5	100
EHW500-05RD	8.0	0.31	15.0	0.59	20.0	290	60.0	870	40	1.57	0.19	0.13	30.5	100
EHW500-05ARD	8.0	0.31	16.0	0.63	20.0	290	60.0	870	40	1.57	0.22	0.15	30.5	100
EHW500M09RD	9.0	0.35	16.0	0.63	20.0	290	60.0	870	45	1.77	0.20	0.13	30.5	100
EHW500-06RD	10.0	0.38	17.0	0.67	20.0	290	60.0	870	50	1.97	0.22	0.15	30.5	100
EHW500-06ARD	10.0	0.38	18.0	0.71	20.0	290	60.0	870	50	1.97	0.26	0.17	30.5	100
EHW500-08RD	13.0	0.50	22.0	0.87	20.0	290	60.0	870	65	2.56	0.37	0.25	30.5	100

Type of couplings

Contact coupling manufacturer for attachment procedure and other coupling recommendations

Welding

EHW502

Heavy Duty Industrial Welding

**Application**

- For industrial welding with oxygen or acetylene

Markets

- In-plant service
- Welding

Construction

Tube CR rubber blend

Reinforcement

High-tensile synthetic textile

Cover Flame, abrasion, and weather resistant CR rubber blend

Colors Red

Certifications

ASTM C 542

Operating temperature

-30°C to +100°C
(-22°F to +212°F)

Packaging

100 ft
Carton Box

Order Fulfillment

Made to Order

Number	Hose I.D.		Hose O.D.		Operating Pressure		Min. Burst Pressure		Minimum Bend Radius		Weight		Length	
	mm	in	mm	in	bar	psi	bar	psi	mm	in	kg/m	lbs/ft	mtr	ft
EHW502-10RD	16.0	0.62	26	1.02	25	363	75	1088	70	2.76	0.54	0.36	30.5	100
EHW502-12RD	19.0	0.75	32	1.26	25	363	75	1088	85	3.35	0.83	0.56	30.5	100
EHW502-16RD	25.4	1.00	38	1.50	25	363	75	1088	140	5.51	1.05	0.71	30.5	100
EHW502-20RD	31.8	1.25	46	1.81	25	363	75	1088	160	6.30	1.43	0.96	30.5	100
EHW502-24RD	38.1	1.50	54	2.13	25	363	75	1088	190	7.48	1.85	1.24	30.5	100

Type of couplings

Contact coupling manufacturer for attachment procedure and other coupling recommendations

Welding

EHW503

LPG Welding

**Application**

- For industrial welding with LPG

Markets

- In-plant service
- Welding

Construction

Tube NBR rubber

Reinforcement

High-tensile synthetic textile

Cover Flame, abrasion, ozone, and weather resistant NBR rubber blend

Color Orange

Certifications

ISO 3821

Operating temperature

-30°C to +80°C
(-22°F to +176°F)

Packaging

100 ft
Carton Box

Order Fulfillment

Made to Order

Number	Hose I.D.		Hose O.D.		Operating Pressure		Min. Burst Pressure		Minimum Bend Radius		Weight		Length	
	mm	in	mm	in	bar	psi	bar	psi	mm	in	kg/m	lbs/ft	mtr	ft
EHW503-04OR	6.0	0.25	13.0	0.51	20.0	290	62.0	900	30	1.18	0.16	0.11	30.5	100
EHW503-04AOR	6.0	0.25	14.0	0.55	20.0	290	62.0	900	30	1.18	0.19	0.13	30.5	100
EHW503-05OR	8.0	0.31	15.0	0.59	20.0	290	62.0	900	40	1.57	0.19	0.13	30.5	100
EHW503-05AOR	8.0	0.31	16.0	0.63	20.0	290	62.0	900	40	1.57	0.22	0.15	30.5	100
EHW503M09OR	9.0	0.35	16.0	0.63	20.0	290	62.0	900	45	1.77	0.20	0.13	30.5	100
EHW503-06OR	15.9	0.38	17.0	0.67	20.0	290	62.0	900	50	1.97	0.22	0.15	30.5	100
EHW503-06AOR	15.9	0.38	18.0	0.71	20.0	290	62.0	900	50	1.97	0.26	0.17	30.5	100
EHW503-08OR	12.7	0.50	22.5	0.89	20.0	290	62.0	900	65	2.56	0.40	0.24	30.5	100

Type of couplings

Contact coupling manufacturer for attachment procedure and other coupling recommendations

Welding

EHW504

Welding Torch Cooling



Application

- For delivery of water and cooling liquids suitable for welding torch

Markets

- In-plant service
- Welding

Construction

Tube EPDM rubber blend

Reinforcement

High-tensile synthetic textile

Cover Heat, abrasion, ozone, and weather resistant EPDM rubber blend

Color Black

Operating temperature

-40°C to +120°C
(-40°F to +248°F)

Packaging

300 ft
Carton Box

Order Fulfillment

Made to Order

Number	Hose I.D.		Hose O.D.		Operating Pressure		Min. Burst Pressure		Weight		Length	
	mm	in	mm	in	bar	psi	bar	psi	kg/m	lbs/ft	mtr	ft
EHW504-05	7.9	0.31	13.0	0.51	7.0	102	21.0	305	0.12	0.08	91.4	300
EHW504-M09	9.0	0.35	14.0	0.55	7.0	102	21.0	305	0.13	0.09	91.4	300
EHW504-06	9.5	0.38	15.5	0.61	7.0	102	21.0	305	0.16	0.11	91.4	300

Type of couplings

Contact coupling manufacturer for attachment procedure and other coupling recommendations

Welding

EHW501

Industrial Welding Twinline



Application

- For industrial welding with oxygen or acetylene

Markets

- In-plant service
- Welding

Construction

Tube SRB rubber blend

Reinforcement

High-tensile synthetic textile

Cover Flame, abrasion, and weather resistant SRB rubber blend

Colors Red / Blue

Certifications

ISO 3821

Operating temperature

-30°C to +80°C
(-22°F to +176°F)

Packaging

100 ft
Carton Box

Order Fulfillment

Made to Order

Number	Hose I.D.		Hose O.D.		Operating Pressure		Min. Burst Pressure		Minimum Bend Radius		Weight		Length	
	mm	in	mm	in	bar	psi	bar	psi	mm	in	kg/m	lbs/ft	mtr	ft
EHW501-0303	5.0	0.19	11	0.43	20.0	290	60	870	25	0.98	0.23	0.17	30.5	100
EHW501-0404	6.0	0.25	13	0.51	20.0	290	60	870	30	1.18	0.32	0.22	30.5	100
EHW501-0405	6.0	0.25	13	0.51	20.0	290	60	870	30	1.18	0.36	0.24	30.5	100
EHW501-0505	8.0	0.31	15	0.59	20.0	290	60	870	40	1.57	0.39	0.26	30.5	100
EHW501-0506	8.0	0.31	15	0.59	20.0	290	60	870	40	1.57	0.43	0.29	30.5	100
EHW501-0606	10.0	0.38	17	0.67	20.0	290	60	870	50	1.97	0.46	0.31	30.5	100
EHW501-0608	10.0	0.38	17	0.67	20.0	290	60	870	50	1.97	0.63	0.42	30.5	100
EHW501-0808	13.0	0.50	22	0.87	20.0	290	60	870	65	2.56	0.77	0.52	30.5	100

Type of couplings

Contact coupling manufacturer for attachment procedure and other coupling recommendations

Welding

EHW507
Industrial Welding
Twinline



Application

- For industrial welding with oxygen or acetylene

Markets

- In-plant service
- Welding

Construction

Tube SRB rubber blend

Reinforcement

High-tensile synthetic textile

Cover Flame, abrasion, and weather resistant SRB rubber blend

Colors Red / Green

Certifications

ISO 3821

Operating temperature

-30°C to +80°C
(-22°F to +176°F)

Packaging

100 ft
Carton Box

Order Fulfillment

Made to Order

Number	Hose I.D.		Hose O.D.		Operating Pressure		Min. Burst Pressure		Minimum Bend Radius		Weight		Length	
	mm	in	mm	in	bar	psi	bar	psi	mm	in	kg/m	lbs/ft	mtr	ft
EHW507-0303	5.0	0.19	11	0.43	20.0	290	60	870	25	0.98	0.23	0.17	30.5	100
EHW507-0404	6.0	0.25	13	0.51	20.0	290	60	870	30	1.18	0.32	0.22	30.5	100
EHW507-0405	6.0	0.25	13	0.51	20.0	290	60	870	30	1.18	0.36	0.24	30.5	100
EHW507-0505	8.0	0.31	15	0.59	20.0	290	60	870	40	1.57	0.39	0.26	30.5	100
EHW507-0506	8.0	0.31	15	0.59	20.0	290	60	870	40	1.57	0.43	0.29	30.5	100
EHW507-0606	10.0	0.38	17	0.67	20.0	290	60	870	50	1.97	0.46	0.31	30.5	100
EHW507-0608	10.0	0.38	17	0.67	20.0	290	60	870	50	1.97	0.63	0.42	30.5	100
EHW507-0808	13.0	0.50	22	0.87	20.0	290	60	870	65	2.56	0.77	0.52	30.5	100

Type of couplings

Contact coupling manufacturer for attachment procedure and other coupling recommendations

Welding

EHW505Electrical Protection
Rubberized**Application**

- For cable protection in industrial applications
- For cable protection in electrical welding

Markets

- In-plant service
- Welding

Construction

- Tube** Rubberized textile fabric
Cover EPDM rubber blend

Color Black**Operating temperature**

-30°C to +80°C
 (-22°F to +176°F)

Packaging

100 ft
 Carton Box
 -28, -32, -M54 Coil on Pallet

Order Fulfillment

Made to Order

Number	Hose I.D.		Hose O.D.		Weight		Length	
	mm	in	mm	in	kg/m	lbs/ft	mtr	ft
EHW505-10	16.0	0.62	19.0	0.75	0.10	0.07	30.5	100
EHW505-12	19.0	0.75	22.0	0.87	0.11	0.07	30.5	100
EHW505-M20	20.0	0.79	23.0	0.91	0.10	0.07	30.5	100
EHW505-14	22.2	0.88	25.0	0.98	0.11	0.07	30.5	100
EHW505-16	25.4	1.00	27.4	1.08	0.12	0.08	30.5	100
EHW505-18	28.6	1.12	31.0	1.22	0.13	0.09	30.5	100
EHW505-19	30.0	1.18	33.0	1.30	0.14	0.09	30.5	100
EHW505-20	31.8	1.25	35.0	1.38	0.16	0.11	30.5	100
EHW505-22	35.0	1.38	38.0	1.50	0.18	0.12	30.5	100
EHW505-24	38.1	1.50	41.0	1.61	0.19	0.13	30.5	100
EHW505-25	40.0	1.57	43.0	1.69	0.20	0.13	30.5	100
EHW505-26	42.0	1.65	45.0	1.77	0.22	0.15	30.5	100
EHW505-28	44.5	1.75	48.0	1.89	0.24	0.16	30.5	100
EHW505-32	50.8	2.00	54.0	2.13	0.25	0.17	30.5	100
EHW505-M54	54.0	2.13	57.0	2.24	0.27	0.18	30.5	100
EHW505-M55	55.0	2.17	58.0	2.28	0.28	0.19	30.5	100
EHW505-36	57.0	2.24	60.0	2.36	0.32	0.22	30.5	100

Type of couplings

Contact coupling manufacturer for attachment procedure and other coupling recommendations

Welding

EHW506

Electrical Protection



Application

- For cable protection in industrial applications
- For cable protection in electrical welding

Markets

- In-plant service
- Welding

Construction

Tube Synthetic fulleno
Cover EPDM rubber blend

Color Black

Operating temperature

-30°C to +80°C
 (-22°F to +176°F)

Packaging

100 ft
 Carton Box

Order Fulfillment

Made to Order

Number	Hose I.D.		Hose O.D.		Weight		Length	
	mm	in	mm	in	kg/m	lbs/ft	mtr	ft
EHW506-M14	14.0	0.55	16.0	0.63	0.06	0.04	30.5	100
EHW506-M18	18.0	0.71	20.0	0.79	0.08	0.05	30.5	100
EHW506-M20	20.0	0.79	22.0	0.87	0.09	0.06	30.5	100
EHW506-14	22.2	0.88	24.0	0.94	0.09	0.06	30.5	100
EHW506-M24	24.0	0.94	26.0	1.02	0.10	0.07	30.5	100
EHW506-16	25.4	1.00	27.4	1.08	0.11	0.07	30.5	100
EHW506-18	28.6	1.12	30.0	1.18	0.12	0.08	30.5	100
EHW506-20	31.8	1.25	34.0	1.34	0.14	0.09	30.5	100
EHW506-22	35.0	1.38	37.0	1.46	0.15	0.10	30.5	100
EHW506-25	40.0	1.57	42.0	1.65	0.17	0.11	30.5	100
EHW506-28	44.5	1.75	46.5	1.83	0.24	0.16	30.5	100
EHW506-30	48.0	1.89	50.0	1.97	0.20	0.13	30.5	100

Type of couplings

Contact coupling manufacturer for attachment procedure and other coupling recommendations



Steam Hose Safety Tips



Common sense with steam hose

- Provide operators with adequate safety clothing. Include gloves, rubber boots, full length protective clothing and eye protection. The objective is to provide protection from scalding burns resulting from splash back of steam or hot water.
- Ensure that the work area is free of tripping hazards and other clutter.
- Check the tightness of the coupling with each use.
- Do not allow the hose to remain pressurized when not in service. Turning off the pressure can provide dramatic increases in steam hose service life.
- Periodic maintenance of steam hose can pay big dividends. All steam hoses are expected to wear out in time. It is important to continually be on the lookout for hose that has deteriorated to the point where it can no longer provide safe service. The following guidelines can help in that determination.

Operators should be aware of the obvious signs of trouble:

- Cover blisters or lumps.
- Cuts or gouges in the outside of the hose which expose the reinforcement.
- Hardened or inflexible hose.
- Steam leakages at the coupling ends or anywhere along the length of the hose.
- Flattened or kinked areas which have damaged the hose.
- A reduction of steam flow indicating that the tube is swelling.

When any of the above abnormalities appear it is good safety sense to immediately remove the hose from service.

Once removed, the hose can be carefully inspected before further use. Steam hose failures occur near the ends due to flexing and strain at the couplings. In those cases the hose can frequently be cut back and recoupled, providing additional service life. Hose used in continuous high pressure/ temperature service should be inspected periodically for signs of tube hardening. In most cases it is necessary to remove a coupling for tube inspection.

Make your selection with safety in mind

- Be sure to select a hose identified as steam hose.
- Hose identification should be in the form of permanent branding on the hose outer cover, not just on the package.
- You must identify the type of service the steam hose is required to accomplish.
 - a. Is the hose manually handled?
 - b. What is the anticipated frequency of use?
 - c. What is the actual pressure of the steam service?
 - d. Is it subject to surges or peak pressures?
 - e. What is the temperature of the steam?
 - f. Saturated (wet) or superheated (dry) steam?
 - g. What are the external conditions in the area where the hose will be used?
- You should recognize that spillage or accumulations of corrosive chemicals or petroleum based materials externally can have a deteriorating effect on the hose cover.

Making sure the hose is installed properly

- Be certain to use hose couplings designed for steam hose service. Follow the coupling manufacturer's instruction for coupling attachment. Check tightness with each use.
- Avoid extreme flexing of the hose near the coupling. If necessary use elbows in the piping system to assure a straight line connection with the hose.
- Installing and using a shut-off valve between the steam source and the hose will maximize service life and operator safety, and we consider such a value mandatory for safe operation.
- The use of spring guards can relieve some of the acute flexing encountered in heavy manual handling applications.
- Provide a suitable means of storing the hose when not in use. A permanent rack or tray will minimize the damage to the hose in storage. Do not hang the hose on a hook, nail, or other device which could cut or damage the hose.











Steam

Made to Order





Steam

Steam	Page	Steam	Page
<p>EHS005 Steel Wire Reinforced Steam P-3</p>  <p>Application: Transfer of steam for processing products & cleaning equipment Certification: BS 5342 Type 2 Class A Tube: Butyl rubber Reinforcement: High-tensile steel wire cords Cover: Pin-pricked EPDM rubber Temp: -40°C to +208°C, (-40°F to +406°F) Pressure: 17 bar / 250 psi</p>		<p>EHS001 Industrial Steam P-7</p>  <p>Application: Transfer of steam for processing products & cleaning equipment Certification: ISO 6134 Type 2 Class A Tube: EPM rubber blend Reinforcement: High-tensile steel wire Cover: Pin-pricked EPDM rubber blend Temp: -40°C to +208°C, (-40°F to +406°F) Pressure: 17,2 bar / 250 psi</p>	
<p>EHS007 Steel Wire Reinforced Steam P-4</p>  <p>Application: Transfer of steam for processing products & cleaning equipment Certification: ISO 6134-2 Class B Oil-resistant cover Tube: EPDM rubber Reinforcement: High-tensile steel wire cords Cover: Pin-pricked, oil-resistant EPDM rubber Temp: -40°C to +210°C, (-40°F to +410°F) Pressure: 18 bar / 260 psi</p>		<p>EHS004 Textile Steam Oil Resistant P-8</p>  <p>Application: Transfer of steam for processing products & cleaning equipment Certification: ISO 6134-1B Oil-resistant cover Tube: EPM rubber Reinforcement: High-tensile synthetic textile and anti-static wire Cover: Pin-pricked, oil-resistant EPDM rubber blend Temp: -40°C to +165°C, (-40°F to +329°F) Pressure: 6 bar / 87 psi</p>	
<p>EHS006 Steel Wire Reinforced Steam P-5</p>  <p>Application: Transfer of steam for processing products & cleaning equipment Certification: ISO 6134-2A Tube: EPDM rubber Reinforcement: High-tensile steel wire cords Cover: Pin-pricked EPDM rubber blend Temp: -40°C to +208°C, (-40°F to +406°F), Intermittent to +232°C (+450°F) Pressure: 18 bar / 260 psi</p>		<p>EHS003 Textile Steam P-9</p>  <p>Application: Transfer of steam for processing products & cleaning equipment Certification: ISO 6134 Type 1 Class A Tube: EPM rubber Reinforcement: High-tensile synthetic textile and anti-static wire Cover: Pin-pricked EPDM rubber Temp: -40°C to +165°C, (-40°F to +329°F) Pressure: 6 bar / 87 psi</p>	
<p>EHS010 Steel Wire Reinforced Steam P-6</p>  <p>Application: Transfer of steam for processing products & cleaning equipment Tube: EPM rubber Reinforcement: High-tensile steel wire cords and steel wire helix Cover: Abrasion, heat, steam, weather and ozone resistant EPDM rubber Temp: Maximum +203°C (+398°F) Pressure: 7-10 bar / 102-145 psi</p>		<p>EHS002 Textile Steam P-10</p>  <p>Application: Transfer of steam for processing products & cleaning equipment Tube: EPM rubber Reinforcement: High-tensile synthetic textile Cover: Pin-pricked EPDM rubber Temp: -40°C to +208°C, (-40°F to +406°F) Pressure: 17.2 bar / 250 psi</p>	



Steam

EHS005

Steel Wire Reinforced



Application

- Transfer of steam for processing products and cleaning equipment

Markets

- Refining and petrochemical
- Paper industry
- Industrial cleaning markets
- Oil and gas exploration
- Steel
- Ship building

Construction

Tube Butyl rubber

Reinforcement

High-tensile steel wire cords

Cover Pin-pricked EPDM rubber blend

Color Red (RD), Black (BK)

Certifications

ISO 6134 Type 2 Class A

Operating temperature

-40°C to +208°C
(-40°F to +406°F)

Packaging

50 ft
Coil on Pallet

Order Fulfillment

Made to Order

Number	Hose I.D.		Hose O.D.		Operating Pressure		Min. Burst Pressure		Minimum Bend Radius		Weight		Length	
	mm	in	mm	in	bar	psi	bar	psi	mm	in	kg/m	lbs/ft	mtr	ft
EHS005-08	12.7	0.50	24.0	0.94	17.0	250	172	2500	70	2.76	0.49	0.32	15.2	50
EHS005-12	19.0	0.75	32.0	1.26	17.0	250	172	2500	100	3.94	0.72	0.48	15.2	50
EHS005-16	25.4	1.00	38.5	1.52	17.0	250	172	2500	140	5.51	0.96	0.65	15.2	50
EHS005-20	31.8	1.25	46.0	1.81	17.0	250	172	2500	200	7.87	1.27	0.85	15.2	50
EHS005-24	38.1	1.50	52.0	2.05	17.0	250	172	2500	250	9.84	1.58	1.06	15.2	50
EHS005-32	50.8	2.00	67.0	2.64	17.0	250	172	2500	350	13.78	2.37	1.59	15.2	50
EHS005-40	63.5	2.50	79.5	3.13	17.0	250	172	2500	450	17.72	2.97	2.00	15.2	50
EHS005-48	76.2	3.00	93.0	3.66	17.0	250	172	2500	550	21.65	3.88	2.61	15.2	50
EHS005-64	101.6	4.00	124.0	4.88	17.0	250	172	2500	750	29.53	6.60	4.44	15.2	50

Type of couplings

- Ground joint female
- Boss male

Contact coupling manufacturer for attachment procedure and other coupling recommendations

Steam

EHS007

Steel Wire Reinforced



Application

- Transfer of steam for processing products and cleaning equipment

Markets

- Refining and petrochemical
- Paper industry
- Industrial cleaning markets
- Oil and gas exploration
- Steel
- Ship building

Construction

Tube EPDM rubber

Reinforcement

High-tensile steel wire cords

Cover

Pin-pricked, oil-resistant EDPM rubber, EN ISO 6134-Type 2 Class B

Color

Black

Certifications

EN ISO 6134-Type 2 Class B

Operating temperature

-40°C to +210°C

(-40°F to +410°F)

Intermittent to +232°C (+450°F)

Packaging

50 ft

Coil on Pallet

Order Fulfillment

Made to Order

Number	Hose I.D.		Hose O.D.		Operating Pressure		Min. Burst Pressure		Minimum Bend Radius		Weight		Length	
	mm	in	mm	in	bar	psi	bar	psi	mm	in	kg/m	lbs/ft	mtr	ft
EHS007-08BK	12.7	0.50	25	0.98	18.0	260	180	2610	130	5.12	0.56	0.38	15.2	50
EHS007-10BK	16.0	0.62	30	1.18	18.0	260	180	2610	160	6.30	0.78	0.52	15.2	50
EHS007-12BK	19.0	0.75	33	1.30	18.0	260	180	2610	190	7.48	0.82	0.55	15.2	50
EHS007-16BK	25.4	1.00	40	1.57	18.0	260	180	2610	250	9.84	1.07	0.72	15.2	50
EHS007-24BK	38.0	1.50	54	2.13	18.0	260	180	2610	380	14.96	1.87	1.26	15.2	50
EHS007-32BK	50.8	2.00	69	2.72	18.0	260	180	2610	500	19.68	2.70	1.82	15.2	50
EHS007-40BK	63.5	2.50	81	3.19	18.0	260	180	2610	630	24.80	3.21	2.16	15.2	50
EHS007-48BK	76.2	3.00	94	3.70	18.0	260	180	2610	750	29.53	4.18	2.81	15.2	50
EHS007-64BK	101.6	4.00	122	4.80	18.0	260	180	2610	1000	39.37	6.43	4.32	15.2	50

Type of couplings

- Ground joint female
- Boss male

Contact coupling manufacturer for attachment procedure and other coupling recommendations

Steam

EHS006

Steel Wire Reinforced



Application

- For saturated steam services at maximum pressure of 18 bar (260 psi)

Markets

- Refining and petrochemical
- Paper industry
- Industrial cleaning markets
- Oil and gas exploration
- Steel
- Ship building

Construction

- Tube** EPDM rubber
- Reinforcement** High-tensile steel wire cords
- Cover** Pin-pricked EPDM rubber blend

- Color** Red (RD), Black (BK)

Certifications

EN ISO 6134-Type 2 Class A

Operating temperature

-40°C to +208°C
(-40°F to +406°F)
Intermittent to +232°C (+450°F)

Packaging

50 ft
Coil on Pallet

Order Fulfillment

Made to Order

Number	Hose I.D.		Hose O.D.		Operating Pressure		Min. Burst Pressure		Minimum Bend Radius		Weight		Length	
	mm	in	mm	in	bar	psi	bar	psi	mm	in	kg/m	lbs/ft	mtr	ft
EHS006-08	12.7	0.50	25	0.98	18.0	260	180	2610	130	5.12	0.53	0.36	15.2	50
EHS006-12	19.0	0.75	33	1.30	18.0	260	180	2610	190	7.48	0.78	0.52	15.2	50
EHS006-16	25.4	1.00	40	1.57	18.0	260	180	2610	250	9.84	1.03	0.69	15.2	50
EHS006-20	32.0	1.25	48	1.89	18.0	260	180	2610	320	12.60	1.41	0.95	15.2	50
EHS006-24	38.0	1.50	54	2.13	18.0	260	180	2610	380	14.96	1.78	1.20	15.2	50
EHS006-32	50.8	2.00	69	2.72	18.0	260	180	2610	500	19.68	2.58	1.73	15.2	50
EHS006-40	63.5	2.50	81	3.19	18.0	260	180	2610	630	24.80	3.16	2.12	15.2	50
EHS006-48	76.2	3.00	94	3.70	18.0	260	180	2610	750	29.53	4.02	2.70	15.2	50
EHS006-64	101.6	4.00	122	4.80	18.0	260	180	2610	1000	39.37	6.22	4.18	15.2	50

Type of couplings

Contact coupling manufacturer for attachment procedure and other coupling recommendations

Steam

EHS010

Steel Wire Reinforced



Application

- Transfer of steam for processing products and cleaning equipment

Markets

- Refining and petrochemical
- Paper industry
- Steel
- Ship building

Construction

Tube EPM rubber

Reinforcement

High-tensile steel wire cords and steel wire helix

Cover

Abrasion, heat, steam, weather and ozone resistant EPDM rubber

Color

Red

Operating temperature

-40°C to +203°C
(-40°F to +398°F)

Packaging

50 ft
Coil on Pallet

Order Fulfillment

Made to Order

Number	Hose I.D.		Hose O.D.		Operating Pressure		Min. Burst Pressure		Minimum Bend Radius		Weight		Length	
	mm	in	mm	in	bar	psi	bar	psi	mm	in	kg/m	lbs/ft	mtr	ft
EHS010-32RD	50.8	2.0	67.0	2.64	10.0	145	100.0	1450	408	16.0	2.72	1.83	15.2	50
EHS010-40RD	63.5	2.5	83.0	3.27	7.0	102	70.0	1015	508	20.0	3.83	2.57	15.2	50
EHS010-48RD	76.2	3.0	95.0	3.74	7.0	102	70.0	1015	608	23.9	4.78	3.21	15.2	50
EHS010-64RD	101.6	4.0	124.0	4.88	7.0	102	70.0	1015	850	33.5	6.81	4.58	15.2	50

Type of couplings

- Ground joint female
- Boss male

Contact coupling manufacturer for attachment procedure and other coupling recommendations

Steam

EHS001
Industrial Steam



Application

- Transfer of steam for processing products and cleaning equipment

Markets

- Refining and petrochemical
- Paper industry
- Industrial cleaning markets
- Oil and gas exploration
- Steel
- Ship building

Construction

- Tube** EPM blend
- Reinforcement** High-tensile steel wire
- Cover** Pin-pricked EPM

- Colors** Black (BK), Red (RD)

Certifications

EN ISO 6134 Type 2 Class A

Operating temperature

-40°C to +208°C
(-40°F to +406°F)

Packaging

50 ft
Coil on Pallet

Order Fulfillment

Made to Order

Number	Hose I.D.		Hose O.D.		Operating Pressure		Min. Burst Pressure		Minimum Bend Radius		Weight		Length	
	mm	in	mm	in	bar	psi	bar	psi	mm	in	kg/m	lbs/ft	mtr	ft
EHS001-08BK	12.7	0.50	24.0	0.94	17.2	250	172	2500	70	2.76	0.49	0.82	15.2	50
EHS001-10BK	15.9	0.62	27.0	1.06	17.2	250	172	2500	80	3.15	0.56	0.38	15.2	50
EHS001-12BK	19.0	0.75	32.0	1.26	17.2	250	172	2500	100	3.94	0.72	0.48	15.2	50
EHS001-16BK	25.4	1.00	38.5	1.52	17.2	250	172	2500	140	5.51	0.96	0.65	15.2	50
EHS001-20BK	31.8	1.25	46.0	1.81	17.2	250	172	2500	200	7.87	1.27	0.85	15.2	50
EHS001-24BK	38.1	1.50	52.0	2.05	17.2	250	172	2500	250	9.84	1.58	1.06	15.2	50
EHS001-32BK	50.8	2.00	67.0	2.64	17.2	250	172	2500	350	13.78	2.37	1.59	15.2	50
EHS001-40BK	63.5	2.50	79.5	3.13	17.2	250	172	2500	450	17.72	2.97	2.00	15.2	50
EHS001-48BK	76.2	3.00	93.0	3.66	17.2	250	172	2500	550	21.65	3.88	2.61	15.2	50
EHS001-64BK	101.6	4.00	124.0	4.88	17.2	250	172	2500	750	29.53	6.60	4.44	15.2	50

Type of couplings

- Ground joint female
- Boss male

Contact coupling manufacturer for attachment procedure and other coupling recommendations

Steam

EHS004
Textile Steam
Oil Resistant



Application

- Transfer of steam for processing products and cleaning equipment

Markets

- Refining and petrochemical
- Paper industry
- Industrial cleaning markets
- Oil and gas exploration
- Steel
- Ship building

Construction

Tube EPM

Reinforcement

High-tensile synthetic textile and anti-static wire

Cover

Pin-pricked oil-resistant EPDM rubber blend, ISO 6134-1B

Color

Black

Certifications

ISO 6134 Type 1 Class B oil-resistant cover

Operating temperature

-40°C to +165°C
(-40°F to +329°F)

Packaging

50 ft
Coil on Pallet

Order Fulfillment

Made to Order

Number	Hose I.D.		Hose O.D.		Operating Pressure		Min. Burst Pressure		Minimum Bend Radius		Weight		Length	
	mm	in	mm	in	bar	psi	bar	psi	mm	in	kg/m	lbs/ft	mtr	ft
EHS004-08	12.7	0.50	25	0.98	6.0	87.0	60	870	130	5.12	0.42	0.28	15.2	50
EHS004-10	15.9	0.62	30	1.18	6.0	87.0	60	870	160	6.30	0.60	0.40	15.2	50
EHS004-12	19.0	0.75	33	1.30	6.0	87.0	60	870	190	7.48	0.67	0.45	15.2	50
EHS004-16	25.4	1.00	40	1.57	6.0	87.0	60	870	250	9.84	0.86	0.58	15.2	50
EHS004-20	31.8	1.25	48	1.89	6.0	87.0	60	870	320	12.60	1.18	0.79	15.2	50
EHS004-24	38.1	1.50	54	2.13	6.0	87.0	60	870	380	14.96	1.36	0.91	15.2	50
EHS004-32	50.8	2.00	69	2.72	6.0	87.0	60	870	500	19.68	2.00	1.34	15.2	50
EHS004-40	63.5	2.50	81	3.19	6.0	87.0	60	870	630	24.80	2.35	1.58	15.2	50
EHS004-48	76.2	3.00	94	3.70	6.0	87.0	60	870	750	29.53	2.88	1.94	15.2	50
EHS004-64	101.6	4.00	122	4.80	6.0	87.0	60	870	1000	39.37	4.17	2.80	15.2	50

Type of couplings

- Ground joint female
- Boss male

Contact coupling manufacturer for attachment procedure and other coupling recommendations

Steam

EHS003
Textile Steam



Application

- Transfer of steam for processing products and cleaning equipment

Markets

- Refining and petrochemical
- Paper industry
- Industrial cleaning markets
- Oil and gas exploration
- Steel
- Ship building

Construction

Tube EPM rubber

Reinforcement

High-tensile synthetic textile and anti-static wire

Cover Pin-pricked EPDM rubber blend

Color Black

Certifications

ISO 6134 Type 1 Class A

Operating temperature

-40°C to +165°C
(-40°F to +329°F)

Packaging

50 ft
Coil on Pallet
-08 Carton Box

Order Fulfillment

Made to Order

Number	Hose I.D.		Hose O.D.		Operating Pressure		Min. Burst Pressure		Minimum Bend Radius		Weight		Length	
	mm	in	mm	in	bar	psi	bar	psi	mm	in	kg/m	lbs/ft	mtr	ft
EHS003-08	12.7	0.50	25	0.98	6.0	87.0	60	870	130	5.12	0.39	0.26	15.2	50
EHS003-10	16.0	0.62	30	1.18	6.0	87.0	60	870	160	6.30	0.56	0.38	15.2	50
EHS003-12	19.0	0.75	33	1.30	6.0	87.0	60	870	190	7.48	0.63	0.42	15.2	50
EHS003-16	25.4	1.00	40	1.57	6.0	87.0	60	870	250	9.84	0.81	0.54	15.2	50
EHS003-20	32.0	1.25	48	1.89	6.0	87.0	60	870	320	12.60	1.11	0.75	15.2	50
EHS003-24	38.0	1.50	54	2.13	6.0	87.0	60	870	380	14.96	1.28	0.86	15.2	50
EHS003-32	50.8	2.00	69	2.72	6.0	87.0	60	870	500	19.68	1.89	1.27	15.2	50
EHS003-40	63.5	2.50	81	3.19	6.0	87.0	60	870	630	24.80	2.23	1.50	15.2	50
EHS003-48	76.2	3.00	94	3.70	6.0	87.0	60	870	750	29.53	2.76	1.86	15.2	50
EHS003-64	101.6	4.00	122	4.80	6.0	87.0	60	870	1000	39.37	4.02	2.70	15.2	50

Type of couplings

- Ground joint female
- Boss male

Contact coupling manufacturer for attachment procedure and other coupling recommendations

Steam

EHS002
Textile Steam



Application

- Transfer of steam for processing products and cleaning equipment

Markets

- Refining and petrochemical
- Paper industry
- Industrial cleaning markets
- Oil and gas exploration
- Steel
- Ship building

Construction

- Tube** EPM rubber
- Reinforcement** High-tensile synthetic textile
- Cover** Pin-pricked EPDM rubber

- Color** Black

Operating temperature

-40°C to +165°C
(-40°F to +329°F)

Packaging

50 ft
Coil on Pallet

Order Fulfillment

Made to Order

Number	Hose I.D.		Hose O.D.		Operating Pressure		Min. Burst Pressure		Weight		Length	
	mm	in	mm	in	bar	psi	bar	psi	kg/m	lbs/ft	mtr	ft
EHS002-08	12.7	0.50	24.0	0.94	7.0	102	70.0	1015	0.32	0.22	15.2	50
EHS002-10	15.9	0.62	28.0	1.10	7.0	102	70.0	1015	0.46	0.31	15.2	50
EHS002-12	19.0	0.75	31.0	1.22	7.0	102	70.0	1015	0.46	0.36	15.2	50
EHS002-16	25.4	1.00	37.0	1.46	7.0	102	70.0	1015	0.61	0.41	15.2	50
EHS002-20	31.8	1.25	46.0	1.81	7.0	102	70.0	1015	0.94	0.63	15.2	50
EHS002-24	38.1	1.50	53.0	2.09	7.0	102	70.0	1015	1.17	0.79	15.2	50
EHS002-28	44.5	1.75	60.0	2.36	7.0	102	70.0	1015	1.40	0.94	15.2	50
EHS002-32	50.8	2.00	67.5	2.66	7.0	102	70.0	1015	1.75	1.18	15.2	50
EHS002-40	63.5	2.50	81.0	3.19	7.0	102	70.0	1015	2.23	1.50	15.2	50
EHS002-48	76.2	3.00	98.0	3.86	7.0	102	70.0	1015	3.31	2.23	15.2	50
EHS002-64	101.6	4.00	124.0	4.88	7.0	102	70.0	1015	4.44	2.98	15.2	50



Steam Hose Safety Tips



Safety recommendation

1. Install an OSHA approved safety cable on the hose at every junction to prevent whipping of the end if the coupling should disconnect.
2. Ensure continuous static grounding of the hose at each coupling.
3. If the clamps are a bolt-on style, tighten them to the correct torque before use. Use calibrated torque wrenches, not impact or other types.
4. Repairs on steam hoses and couplings should be done only by fully qualified distributors or fabricators.
5. All workers near the hose should wear full protective safety gear including gloves, safety shoes, full-length protective clothing and protective glasses or goggles.
6. Perform a complete safety check before the steam is turned on. Inspect the area and remove all unnecessary objects and debris. Inspect the hose for gouges, kinks, worn areas, loose couplings and other potential safety problems.
7. Install a shut-off valve between the source of steam and hose assembly.
8. Use spring guards to protect the hose from kinking when handling of the hose is required.
9. Avoid excessive flexing of the hose, particularly near couplings. Flexing can weaken the assembly.
10. Examine connections to the steam source. Use straight connections instead of bending the hose. Install pipe elbows to ensure either straight vertical connections pointing downward, or a 45° downward angle that allows the hose to gently contact the ground without too much flexing.
11. Be aware of the danger of hammer effect and take steps to prevent it. Hammer effect is caused by spikes of extreme pressure; it can damage hose assemblies and break couplings free. The usual causes are blockage, pinched-off flow or valves being opened or closed too fast. Make personnel aware of both the danger and causes, and urge them to avoid actions that can cause the hammer effect.
12. When finished using steam, always close the pressure valve from the steam source. In addition to providing an extra safety margin, this action can extend the working life of the hose.
13. Add an extra measure of safety by ensuring that all steam hose connections are incompatible with other hoses in the plant or by color-coding for different applications. Manufacturers can often cooperate with these requests and suggest good color-coding systems.
14. Train workers to look for signs of problems during usage, such as steam leakage, loose clamps, hose shrinkage, cover damage or exposed reinforcement.



Hose Selection



S.T.A.M.P.E.D.

Use this acronym as the guide to the right hose for the application

Danfoss recommends using the STAMPED process to aid in determining the correct hose and coupling for your application. This worksheet is designed to help you organize information for determining the best hose for a given application. The questions are based on the hose selection factors described in this catalog.

When selecting a hose, always use this worksheet in conjunction with this catalog. Read all instructions concerning the hose you are selecting. If your company is an existing Danfoss Power Solutions partner, please contact your Account or Customer Service Representative.

When selecting the correct hose, use the acronym STAMPED as your guide to defining critical and important characteristics:

S - Size

- Flow (cubic feet per minute) requirements
- Hose I.D. requirements given the flow requirements
- Pressure drop
- Length, excluding hose ends

T - Temperature

- Consider ambient and internal temperatures as well as temperature impact on the material being conveyed
- Minimum and maximum temperature (°F and °C)
- What are the environmental conditions?

A - Application

- How will the hose be used?
- How often will the hose be used (continuous, intermittent)?
- Special hose construction needs (crush resistant)?
- Conductivity requirements (non-conductive, static conductive, static dissipating)?
- Government or industry standard requirements?

M - Material Being Conveyed

- Material to be transferred, liquid, solid or gas
- Material chemical name
- Material concentration (%)
- Temperature of materials
- What hose cleaning solution(s) will be used

P - Pressure

- What is the working pressure?
- Are pressure surges involved in this application? How high?
- Is this a suction application?

E - End Requirements

- What type of terminations? (Straight, male, etc.)

D - Delivery

- Identify how many items and when they need to be supplied
- Distributors — Call customer service
- End Users — Call distributors
- Are there any special packaging or branding requirements?



Water

Made to Order





Water

Suction & Discharge

Page

Page

H0364 Otter Q-6



Application Suction & discharge of water, mud and slurries; ag fertilizers, salt water
Tube EPDM rubber
Reinforcement High-tensile synthetic textile and a single steel helical wire
Cover EPDM rubber
Temp -23°C to +82°C (-10°F to +180°F)
Pressure 10.5 bar / 150 psi

EHW030 Otter Plus Q-7



Application Suction & discharge of water, mud and slurries; ag fertilizers, salt water (brine)
Tube EPDM rubber
Reinforcement High-tensile synthetic textile / dual helical wires
Cover EPDM rubber
Temp -40°C to +100°C, (-40°F to +212°F)
Pressure 17.2-20.7 bar / 250-300 psi

EHW150 Mink Q-8



Application Oil resistant S & D of water, mud and slurries; salt water (brine)
Certification RMA Class A
Tube NBR rubber blend
Reinforcement High synthetic textile and a single steel helical wire
Cover Oil resistant NBR rubber blend (RMA Class A)
Temp -25°C to +70°C, (-13°F to +158°F)
Pressure 10.5 bar / 150 psi

EHW009 Heavy Duty Water Q-9



Application Suction and discharge of water
Tube SBR rubber blend
Reinforcement High-tensile synthetic textile and dual steel helical wire
Cover SBR rubber blend
Temp -25°C to +70°C, (-13°F to +158°F)
Pressure 16 bar / 232 psi

EHW035 Heavy Duty Water Q-10



Application Suction and discharge of water in industrial and construction services
Tube SBR rubber blend
Reinforcement High-tensile synthetic textile and steel helix wire
Cover SBR rubber blend
Temp -25°C to +70°C, (-13°F to +158°F)
Pressure 20.7 bar / 300 psi

EHW032 Heavy Duty Water Q-11



Application For suction & discharge of water in mining and industrial applications
Certification AS 2660 Class B
Tube NVC rubber blend conductive fuel hose tube
Reinforcement High tensile synthetic textile and steel helix wire
Cover Special CR rubber blend
Temp -25°C to +70°C, (-13°F to +158°F)
Pressure 17.2 bar / 250 psi

EHW014 Channeled Water Q-12



Application Pumping, suction and discharge, and convey of water
Tube SBR rubber blend
Reinforcement High-tensile synthetic textile and helical steel wire
Cover Channeled SBR rubber blend
Temp -25°C to +70°C, (-13°F to +158°F)
Pressure 8-10 bar / 116-145 psi

EHW013 Corrugated Water Q-13



Application Suction & discharge agricultural, industrial, construction of water
Tube SBR rubber blend
Reinforcement High-tensile synthetic textile and steel helical wire
Cover Corrugated SBR rubber blend with cuffed ends
Temp -25°C to +70°C, (-13°F to +158°F)
Pressure 3 bar / 44 psi

EHW005 Flat Corrugated Water Q-14



Application Suction and discharge of water
Tube SBR rubber blend
Reinforcement High-tensile synthetic textile and steel helical wire
Cover SBR rubber blend
Temp -25°C to +70°C, (-13°F to +158°F)
Pressure 10 bar / 145 psi

EHT005 Medium Duty Water Q-15








Application Medium duty suction of water, salt water, light chemicals
Tube PVC spiral
Cover PVC
Temp -5°C to +60°C, (+23°F to +140°F)
Pressure 11-22 bar / 160-319 psi








Discharge

Page

Page

EHW029	Otter Layflat Water	Q-16
		
Application	Water discharge	
Tube	EPDM rubber	
Reinforcement	High-tensile synthetic textile	
Cover	EPDM rubber	
Temp	-40°C to +120°C, (-40°F to +248°F)	
Pressure	10.5 bar / 150 psi	
EHW004	High Pressure Layflat Water	Q-17
		
Application	Discharge of water in agricultural and industrial applications	
Tube	SBR rubber blend	
Reinforcement	High-tensile synthetic textile	
Cover	SBR rubber blend	
Temp	-25°C to +70°C, (-13°F to +158°F)	
Pressure	20 bar / 290 psi	
EHW007	Soft Wall Water	Q-18
		
Application	Water discharge	
Tube	NBR rubber blend	
Reinforcement	High-tensile synthetic textile	
Cover	CR rubber blend	
Temp	-35°C to +80°C, (-31°F to +176°F)	
Pressure	7.0-10.0 bar / 100-145 psi	
EHW003	Medium Duty Water	Q-19
		
Application	Water discharge with medium pressure equipment	
Certification	TS 2420-2 / EN ISO 1403 Type 2	
Tube	SBR rubber blend	
Reinforcement	High-tensile synthetic textile	
Cover	SBR rubber blend	
Temp	-25°C to +70°C, (-13°F to +158°F)	
Pressure	10 bar / 145 psi	
EHW001	Layflat Water	Q-20
		
Application	Discharge of water in agricultural and industrial applications	
Tube	SBR rubber blend	
Reinforcement	High-tensile synthetic textile	
Cover	SBR rubber blend	
Temp	-25°C to +70°C, (-13°F to +158°F)	
Pressure	10.5 bar / 150 psi	

EHW011	Low Pressure Water	Q-21
		
Application	Discharge of water	
Certification	TS 2420-2 / EN ISO 1403	
Tube	SBR rubber blend	
Reinforcement	High-tensile synthetic textile	
Cover	SBR rubber blend	
Temp	-25°C to +70°C, (-13°F to +158°F)	
Pressure	7.0 bar / 100 psi	
EHW012	Low Pressure Layflat Water	Q-22
		
Application	Discharge of water	
Tube	SBR rubber blend	
Reinforcement	High-tensile synthetic textile	
Cover	SBR rubber blend	
Temp	-25°C to +70°C, (-13°F to +158°F)	
Pressure	5 bar / 73 psi	
EHW010	Water Discharge	Q-23
		
Application	Discharge of water	
Certification	TS 2420-2 / EN ISO 1403	
Tube	SBR rubber blend	
Reinforcement	High-tensile synthetic textile	
Cover	SBR rubber blend	
Temp	-25°C to +70°C, (-13°F to +158°F)	
Pressure	10.0 bar / 145 psi	
EHT303	Medium Duty Water	Q-24
		
Application	Discharge of water in agriculture and industry	
Tube	PVC/NBR lining	
Reinforcement	High-tensile synthetic textile	
Cover	PVC	
Temp	-5°C to +60°C, (+23°F to +140°F)	
Pressure	2.5-10 bar / 35-145 psi	
EHT301	Light Duty Flat Water	Q-25
		
Application	Discharge of water in agriculture and industry	
Tube	PVC lining	
Reinforcement	High-tensile synthetic textile	
Cover	PVC	
Temp	-5°C to +60°C, (+23°F to +140°F)	
Pressure	2.5-5 bar / 40-75 psi	



Water

Hot Water

Page

EHW027 Channeled EPDM Hot Water S & D Q-26



Application Suction and discharge of hot water in industrial applications
 Tube EPDM rubber
 Reinforcement High-tensile synthetic textile & steel helical wire
 Cover Channeled EPDM rubber
 Temp -40°C to +125°C, (-40°F to +257°F)
 Pressure 10 bar / 145 psi

EHW026 Flat Corrugated Hot Water S & D Q-27



Application Suction and discharge of hot water in industrial applications
 Tube EPDM rubber
 Reinforcement High-tensile synthetic textile and steel helical wire
 Cover Flat corrugated EPDM rubber
 Temp -40°C to +125°C, (-40°F to +257°F)
 Pressure 10 bar / 145 psi

EHW025 Corrugated EPDM Hot Water S & D Q-28



Application Suction and discharge of hot water in industrial applications
 Tube EPDM rubber
 Reinforcement High-tensile synthetic textile and steel helical wire
 Cover Corrugated EPDM rubber
 Temp -40°C to +125°C, (-40°F to +257°F)
 Pressure 10 bar / 145 psi

EHW024 EPDM Hot Water Suction & Discharge Q-29



Application Suction and discharge of hot water in industrial applications
 Tube EPDM rubber
 Reinforcement High-tensile synthetic textile and steel helical wire
 Cover EPDM rubber
 Temp -40°C to +125°C, (-40°F to +257°F)
 Pressure 10 bar / 145 psi

EHW023 EPDM Hot Water Discharge Q-30



Application EPDM discharge of hot water in industrial applications
 Tube EPDM rubber
 Reinforcement High-tensile synthetic textile
 Cover EPDM rubber
 Temp -40°C to +125°C, (-40°F to +257°F)
 Pressure 10 bar / 145 psi

EHW036 EPDM Hot Water Discharge Q-31



Application Delivery of hot water with light chemical content
 Tube Synthetic rubber
 Reinforcement High-tensile synthetic textile
 Cover Synthetic rubber
 Temp -40°C to +125°C, (-40°F to +257°F)
 Pressure 20 bar / 290 psi

Pressure Washer

Page

EC116 Manta 4K Medium to Heavy Duty Q-32




Application For pressure washer application only
 Certification MSHA IC-261/9, EN1829-2
 Tube NBR rubber blend
 Reinforcement 1-wire braid
 Cover Smooth, oil, abrasion and weather resistant NBR rubber blend
 Temp -40°C to +150°C (intermittent), (-40°F to +302°F intermittent)
 Pressure 300 bar / 4350 psi

EC216 Manta 7K Heavy Duty High Pressure Q-33



Application For pressure washer application only
 Certification MSHA IC-261/9, EN1829-2
 Tube NBR rubber blend
 Reinforcement 2-wire braid
 Cover Smooth, oil, abrasion and weather resistant NBR rubber blend
 Temp -40°C to +150°C (intermittent), (-40°F to +302°F intermittent)
 Pressure 500 bar / 7250 psi

EC910 Safesheid Waterblast Q-34



Application High pressure, waterblast service, water-soap, emulsion
 Certifications MSHA IC-84/43, ISO 7751, EN1829-2
 Tube CR rubber
 Reinforcement Heavy 4 spiral wire
 Cover CR rubber
 Temp -40°C to +93°C, (-40°F to +200°F)
 Pressure 700-1100 bar / 10200-16000 psi



Specialty

Page

Page

EHW028 Meerkat Heavy Duty Mine Spray Q-35



Application High pressure water in mines for dust control
 Certification MSHA IC-84/42
 Tube Oil-mist resistant NBR blend
 Reinforcement High-tensile steel wire
 Cover MSHA pin-pricked chloroprene rubber blend
 Temp -35°C to +100°C, (-31°F to +212°F)
 Pressure 70 bar / 1000 psi

EHW008 Tank Cleaning Q-36



Application Tank cleaning applications
 Tube EPDM rubber
 Reinforcement High-tensile synthetic textile and dual anti-static copper wire
 Cover EPDM rubber
 Temp -40°C to +125°C, (-40°F to +257°F)
 Pressure 25 bar / 363 psi

EHW015 Artificial Snow Q-37



Application Artificial snow equipment
 Tube Synthetic rubber
 Reinforcement High-tensile synthetic textile
 Cover Synthetic rubber
 Temp -25°C to +70°C (-13°F to +158°F)
 Pressure 40 bar / 580 psi

EHW022 Heavy Duty Radiator Car Heater Q-38



Application For delivery of hot water with very light chemical content in industrial applications
 Tube EPDM rubber
 Reinforcement High-tensile synthetic textile
 Cover EPDM rubber
 Temp -40°C to +125°C, (-40°F to +257°F)
 Pressure 10 bar / 145 psi

EHW021 Radiator Car Heater Q-39



Application For delivery of hot water with very light chemical content in industrial applications
 Tube EPDM rubber
 Reinforcement High-tensile synthetic textile
 Cover EPDM rubber
 Temp -40°C to +125°C, (-40°F to +257°F)
 Pressure 5 bar / 73 psi

EHW002 Radiator Hose Q-40



Application Hot water with anti-freeze cooling systems, motion & stationary
 Tube EPDM rubber
 Reinforcement High-tensile synthetic textile
 Cover EPDM rubber
 Temp -40°C to +125°C, (-40°F to +257°F)
 Pressure 4 bar / 58 psi

EHS540 Sewer Jetting Q-41



Application High pressure water cleaning and rinsing of sewage systems
 Tube Synthetic rubber
 Reinforcement High tensile synthetic textile
 Cover Synthetic rubber
 Temp -40°C to +70°C, (-40°F to +158°F)
 Pressure 250 bar / 3625 psi

EHT305 Flame Resistant Mine Flat Delivery Q-42



Application Flame resistant for dewatering in mines, quarries, etc.
 Certification MSHA IC-261-/0
 Tube Flame resistant PVC/NBR
 Reinforcement High tensile synthetic textile
 Cover Light chemicals, weather and flame resistant PVC
 Temp -5°C to +60°C, (-23°F to +140°F)
 Pressure 10 bar / 145 psi

EHT306 Flame Resistant Mine Flat Delivery Q-43



Application Flame resistant for dewatering in mines, quarries, etc.
 Certification MSHA IC-261-/0
 Tube Flame resistant PVC/NBR
 Reinforcement High tensile synthetic textile
 Cover Light chemicals, weather and flame resistant PVC
 Temp -5°C to +60°C, (-23°F to +140°F)
 Pressure 14 bar / 203 psi



Suction & Discharge



H0364

Otter



Application

- Pumping, suction and discharge of water, mud and slurries
- Diluted agricultural fertilizers
- Convey water
- Transfer and haul salt water (brine)

Markets

- Agriculture
- Construction
- Equipment rental
- Mining
- Oil and gas exploration
- Ship building
- Tank truck

Construction

Tube EPDM rubber

Reinforcement

High-tensile synthetic textile and steel helical wire

Cover EPDM rubber

Color Black

Operating temperature

-23°C to +82°C
(-10°F to +180°F)

Packaging

100 ft
Coil on Pallet

Order Fulfillment

Made to Stock
Made to Order

Number	Hose I.D.		Hose O.D.		Operating Pressure		Min. Burst Pressure		Minimum Bend Radius		Vacuum		Weight		Length	
	mm	in	mm	in	bar	psi	bar	psi	mm	in	kPa	in/Hg	kg/m	lbs/ft	mtr	ft
H036420-100	31.8	1.25	42.0	1.65	10.5	150	31.5	450	110	4.33	92.0	27.0	0.86	0.58	30.5	100
H036424-100	38.1	1.50	48.0	1.89	10.5	150	31.5	450	135	5.31	92.0	27.0	1.09	0.73	30.5	100
H036432-100	50.8	2.00	62.0	2.44	10.5	150	31.5	450	200	7.87	92.0	27.0	1.63	1.10	30.5	100
H036440-100	63.5	2.50	75.0	2.95	10.5	150	31.5	450	270	10.63	92.0	27.0	2.07	1.39	30.5	100
H036448-100	76.2	3.00	89.0	3.50	10.5	150	31.5	450	340	13.39	92.0	27.0	2.69	1.81	30.5	100
H036464-100	101.6	4.00	115.0	4.53	10.5	150	31.5	450	450	17.72	80.0	24.0	3.72	2.50	30.5	100
H036496-100	152.4	6.00	168.0	6.61	10.5	150	31.5	450	700	27.56	80.0	24.0	6.98	4.69	30.5	100

Type of couplings

- Cam and groove
- Combination nipple

Contact coupling manufacturer for attachment procedure and other coupling recommendations

Suction & Discharge

EHW030

Otter Plus

**Application**

- Pumping, suction, and discharge of water, mud and slurries
- Diluted agricultural fertilizers
- Convey water
- Transfer and haul salt water (brine)

Markets

- Agriculture
- Construction
- Equipment rental
- Mining
- Ship building
- Oil and gas exploration
- Tank truck

Construction**Tube** EPDM rubber**Reinforcement**

High-tensile synthetic textile with dual helical wires

Cover EPDM rubber**Color** Black**Operating temperature**-40°C to +100°C
(-40°F to +212°F)**Packaging**100 ft
Coil on Pallet**Order Fulfillment**

Made to Order

Number	Hose I.D.		Hose O.D.		Operating Pressure		Min. Burst Pressure		Minimum Bend Radius		Vacuum		Weight		Length	
	mm	in	mm	in	bar	psi	bar	psi	mm	in	kPa	in/Hg	kg/m	lbs/ft	mtr	ft
EHW030-12	19.1	0.75	29.4	1.16	17.2	250	70	1000	90	3.54	100	30	0.57	0.38	30.5	100
EHW030-16	25.4	1.00	38.1	1.49	17.2	250	70	1000	100	3.94	100	30	0.88	0.59	30.5	100
EHW030-24	38.1	1.50	51.3	2.02	20.7	300	83	1200	150	5.91	100	30	1.54	1.04	30.5	100
EHW030-32	50.8	2.00	64.3	2.53	20.7	300	83	1200	200	7.87	100	30	1.98	1.33	30.5	100
EHW030-40	63.5	2.50	78.8	3.10	20.7	300	83	1200	250	9.84	100	30	2.98	2.00	30.5	100
EHW030-48	76.2	3.00	92.6	3.65	20.7	300	83	1200	300	11.81	100	30	3.63	2.44	30.5	100
EHW030-64	101.6	4.00	120.0	5.04	20.7	300	83	1200	400	15.75	100	30	5.49	3.69	30.5	100
EHW030-80	127.0	5.00	146.0	5.76	17.2	250	70	1000	580	22.83	100	30	6.32	4.25	30.5	100

Type of couplings

- Cam and groove
- Combination nipple

Contact coupling manufacturer for attachment procedure and other coupling recommendations

Suction & Discharge



EHW150

Mink



Application

- Pumping, suction and discharge of water, mud and slurries
- Convey water in applications where oil resistance is needed on outer cover
- Transfer and haul salt water (brine)

Markets

- Construction
- Equipment rental
- Mining
- Ship building
- Oil and gas exploration
- Tank truck

Construction

Tube NBR rubber blend

Reinforcement

High tensile synthetic textile and single steel helical wire

Cover Oil resistant NBR rubber blend (RMA Class A)

Color Black

Certifications

RMA Class A cover

Operating temperature

-25°C to +70°C
(-13°F to +158°F)

Packaging

100 ft
Coil on Pallet

Order Fulfillment

Made to Stock
Made to Order

Number	Hose I.D.		Hose O.D.		Operating Pressure		Min. Burst Pressure		Minimum Bend Radius		Vacuum		Weight		Length	
	mm	in	mm	in	bar	psi	bar	psi	mm	in	kPa	in/Hg	kg/m	lbs/ft	mtr	ft
EHW150-20-100	31.8	1.25	42.0	1.65	10.5	150	31.5	450	125	4.92	92.8	28	0.85	0.57	30.5	100
EHW150-24-100	38.1	1.50	49.0	1.93	10.5	150	31.5	450	150	5.91	94.8	28	1.16	0.78	30.5	100
EHW150-32-100	50.8	2.00	63.0	2.48	10.5	150	31.5	450	215	8.46	94.8	28	1.71	1.15	30.5	100
EHW150-40-100	63.5	2.50	76.0	2.99	10.5	150	31.5	450	280	11.02	94.8	28	2.10	1.41	30.5	100
EHW150-48-100	76.2	3.00	89.0	3.50	10.5	150	31.5	450	350	13.78	94.8	28	2.64	1.77	30.5	100
EHW150-64-100	101.6	4.00	115.0	4.52	10.5	150	31.5	450	490	19.29	94.8	28	3.67	2.47	30.5	100
EHW150-96-100	152.4	6.00	168.0	6.61	10.5	150	31.5	450	760	29.92	94.8	28	7.09	4.76	30.5	100
EHW150-128-100	203.0	8.00	225.0	8.86	10.5	150	31.5	450	1120	44.09	94.8	28	13.00	8.73	30.5	100

Type of couplings

- Cam and groove
- Combination nipple

Contact coupling manufacturer for attachment procedure and other coupling recommendations

Suction & Discharge

EHW009

Heavy Duty Water Suction & Discharge


Application

- For suction and discharge of water

Markets

- Construction
- Industrial

Construction

Tube SBR rubber blend

Reinforcement

High-tensile synthetic textile and dual steel helical wire

Cover Abrasion and weather resistant SBR rubber blend

Color Black

Operating temperature

-25°C to +70°C
(-13°F to +158°F)

Packaging

100 ft
Coil on Pallet

-160, -192 20 ft, Straight

Order Fulfillment

Made to Order

Number	Hose I.D.		Hose O.D.		Operating Pressure		Min. Burst Pressure		Minimum Bend Radius		Vacuum		Weight		Length	
	mm	in	mm	in	bar	psi	bar	psi	mm	in	kPa	in/Hg	kg/m	lbs/ft	mtr	ft
EHW009-12	19.0	0.75	29.0	1.14	16.0	232	48	696	75	2.95	92.0	28	0.57	0.38	30.5	100
EHW009-16	25.4	1.00	35.0	1.38	16.0	232	48	696	100	3.94	92.0	28	0.72	0.48	30.5	100
EHW009-20	31.8	1.25	42.0	1.65	16.0	232	48	696	130	5.12	92.0	28	0.92	0.62	30.5	100
EHW009-24	38.1	1.50	50.0	1.97	16.0	232	48	696	160	6.30	92.0	28	1.34	0.90	30.5	100
EHW009-28	44.5	1.75	57.5	2.26	16.0	232	48	696	195	7.68	92.0	28	1.74	1.17	30.5	100
EHW009-32	50.8	2.00	64.0	2.52	16.0	232	48	696	240	9.45	92.0	28	1.92	1.29	30.5	100
EHW009-40	63.5	2.50	76.5	3.01	16.0	232	48	696	300	11.81	92.0	28	2.47	1.66	30.5	100
EHW009-44	70.0	2.75	84.0	3.31	16.0	232	48	696	340	13.39	92.0	28	2.79	1.87	30.5	100
EHW009-48	76.2	3.00	90.0	3.54	16.0	232	48	696	380	14.96	92.0	28	3.05	2.05	30.5	100
EHW009-64	101.6	4.00	118.0	4.65	16.0	232	48	696	525	20.67	92.0	28	4.86	3.26	30.5	100
EHW009-80	127.0	5.00	144.0	5.67	16.0	232	48	696	700	27.56	92.0	28	6.34	4.26	30.5	100
EHW009-96	152.4	6.00	173.0	6.81	16.0	232	48	696	850	33.46	92.0	28	9.39	6.31	30.5	100
EHW009-128	203.2	8.00	228.0	8.98	16.0	232	48	696	1250	49.21	80.0	24	14.88	10.00	30.5	100
EHW009-160	254.0	10.00	284.0	11.18	16.0	232	48	696	1650	64.96	80.0	24	20.76	13.95	6.1	20
EHW009-192	304.8	12.00	339.0	13.35	16.0	232	48	696	2100	82.68	80.0	24	28.48	19.14	6.1	20

Type of couplings

- Cam and groove
- Combination nipple

Contact coupling manufacturer for attachment procedure and other coupling recommendations

Suction & Discharge

EHW035

Heavy Duty Water



Application

- For suction and discharge of water in industrial and construction services

Markets

- Construction
- Industrial
- Oil and gas exploration

Construction

Tube SBR rubber blend

Reinforcement

High-tensile synthetic textile and steel helix wire reinforcement

Cover SBR rubber blend

Color Black

Operating temperature

-25°C to +70°C
(-13°F to +158°F)

Packaging

100 ft
Coil on Pallet
-160, -192 20 ft, Straight

Order Fulfillment

Made to Order

Number	Hose I.D.		Hose O.D.		Operating Pressure		Min. Burst Pressure		Minimum Bend Radius		Vacuum		Weight		Length	
	mm	in	mm	in	bar	psi	bar	psi	mm	in	kPa	in/Hg	kg/m	lbs/ft	mtr	ft
EHW035-32	50.8	2.00	64.0	2.52	20.7	300	62.1	900	240	9.45	92.0	27	1.90	1.28	30.5	100
EHW035-48	76.2	3.00	90.6	3.57	20.7	300	62.1	900	380	14.96	92.0	27	3.18	2.13	30.5	100
EHW035-64	101.6	4.00	120.2	4.73	20.7	300	62.1	900	525	20.67	92.0	27	5.36	3.60	30.5	100
EHW035-80	127.0	5.00	149.0	5.87	20.7	300	62.1	900	700	27.56	80.0	24	7.36	4.95	30.5	100
EHW035-96	152.4	6.00	172.8	6.80	20.7	300	62.1	900	850	33.46	80.0	24	8.65	5.81	30.5	100
EHW035-128	203.0	7.99	231.0	9.09	20.7	300	62.1	900	1250	49.21	80.0	24	16.03	10.77	30.5	100
EHW035-160	254.0	10.00	284.8	11.21	20.7	300	62.1	900	1650	64.96	80.0	24	21.57	14.50	6.1	20
EHW035-192	305.8	12.04	350.2	13.79	20.7	300	62.1	900	2100	82.68	80.0	24	36.32	24.41	6.1	20

Type of couplings

- Cam and groove
- Combination nipple

Contact coupling manufacturer for attachment procedure and other coupling recommendations

Suction & Discharge

EHW032

Heavy Duty Water



Application

- For suction and discharge of water in mining and industrial applications

Markets

- Mining
- Industrial
- Oil and gas exploration

Construction

Tube NVC blend rubber

Reinforcement

High tensile synthetic textile and 2 steel helix wire

Cover Special CR rubber blend

Color Black

Certifications

AS 2660 Class B

Operating temperature

-25°C to +70°C
(-13°F to +158°F)

Packaging

100 ft
-12 Carton Box
-16, -32 Coil on Pallet

Order Fulfillment

Made to Order

Number	Hose I.D.		Hose O.D.		Operating Pressure		Min. Burst Pressure		Minimum Bend Radius		Vacuum		Weight		Length	
	mm	in	mm	in	bar	psi	bar	psi	mm	in	kPa	in/Hg	kg/m	lbs/ft	mtr	ft
EHW032-12	19.0	0.75	29.0	1.14	17.5	250	70	1000	190	7.5	80.0	24	0.52	1.15	30.5	100
EHW032-16	25.4	1.00	37.4	1.47	17.5	250	70	1000	254	10.0	80.0	24	0.80	1.76	30.5	100
EHW032-32	50.8	2.00	66.0	2.59	17.5	250	70	1000	508	20.0	80.0	24	2.00	4.41	30.5	100

Type of couplings

- Cam and groove
- Combination nipple

Contact coupling manufacturer for attachment procedure and other coupling recommendations

Suction & Discharge

EHW014

Channeled Water

**Application**

- Pumping, suction and discharge of water
- Convey water

Markets

- Construction
- Equipment rental
- Mining
- Ship building
- Oil and gas exploration
- Tank truck

Construction

Tube SBR rubber blend

Reinforcement

High-tensile synthetic textile and helical steel wire

Cover Channeled, abrasion, and weather resistant SBR rubber blend

Color Black

Operating temperature

-25°C to +70°C
(-13°F to +158°F)

Packaging

100 ft
Coil on Pallet

Order Fulfillment

Made to Order

Number	Hose I.D.		Hose O.D.		Operating Pressure		Min. Burst Pressure		Minimum Bend Radius		Vacuum		Weight		Length	
	mm	in	mm	in	bar	psi	bar	psi	mm	in	kPa	in/Hg	kg/m	lbs/ft	mtr	ft
EHW014-12	19.0	0.75	29	1.14	10.0	145	30	435	30	1.18	92.0	28	0.51	0.34	30.5	100
EHW014-16	25.4	1.00	35	1.38	10.0	145	30	435	40	1.57	92.0	28	0.70	0.47	30.5	100
EHW014-20	32.0	1.25	42	1.65	10.0	145	30	435	55	2.17	92.0	28	0.89	0.60	30.5	100
EHW014-24	38.0	1.50	48	1.89	10.0	145	30	435	75	2.95	94.8	28	1.04	0.70	30.5	100
EHW014-32	50.8	2.00	62	2.44	10.0	145	30	435	110	4.33	94.8	28	1.45	0.97	30.5	100
EHW014-40	63.5	2.50	75	2.95	10.0	145	30	435	150	5.91	94.8	28	1.94	1.30	30.5	100
EHW014-48	76.2	3.00	90	3.54	8.0	116	24	348	180	7.09	94.8	28	2.61	1.75	30.5	100
EHW014-64	101.6	4.00	117	4.61	8.0	116	24	348	260	10.24	94.8	28	3.90	2.62	30.5	100
EHW014-80	127.0	5.00	146	5.75	8.0	116	24	348	340	13.39	80.0	28	6.40	4.30	30.5	100
EHW014-96	152.4	6.00	170	6.69	8.0	116	24	348	550	21.65	80.0	28	7.00	4.71	30.5	100

Type of couplings

- Cam and groove
- Combination nipple

Contact coupling manufacturer for attachment procedure and other coupling recommendations

Suction & Discharge

EHW013

Corrugated Water



Application

- For water suction and discharge in agricultural, industrial and construction

Markets

- Construction
- Agriculture
- Industrial

Construction

Tube SBR rubber blend

Reinforcement

High-tensile synthetic textile and steel helical wire

Cover Corrugated SBR rubber blend with cuffed ends

Color Black

Certification

TS 5365 / EN 24641 Type 1

Operating temperature

-25°C to +70°C
(-13°F to +158°F)

Packaging

100 ft
Coil on Pallet
-192 20 ft, Straight

Order Fulfillment

Made to Order

Number	Hose I.D.		Cuffed End Length		Operating Pressure		Min. Burst Pressure		Vacuum		Weight		Length	
	mm	in	cm	in	bar	psi	bar	psi	kPa	in/Hg	kg/m	lbs/ft	mtr	ft
EHW013-16	25.4	1.00	10	3.94	3.0	44	10.0	145	63.0	18.6	0.64	0.43	30.5	100
EHW013-20	31.8	1.25	12	4.72	3.0	44	10.0	145	63.0	18.6	0.87	0.58	30.5	100
EHW013-24	38.1	1.50	12	4.72	3.0	44	10.0	145	63.0	18.6	1.09	0.73	30.5	100
EHW013-28	44.5	1.75	12	4.72	3.0	44	10.0	145	63.0	18.6	1.34	0.90	30.5	100
EHW013-32	50.8	2.00	12	4.72	3.0	44	10.0	145	63.0	18.6	1.40	0.94	30.5	100
EHW013-40	63.5	2.50	12	4.72	3.0	44	10.0	145	63.0	18.6	2.09	1.41	30.5	100
EHW013-44	70.0	2.75	12	4.72	3.0	44	10.0	145	63.0	18.6	2.43	1.63	30.5	100
EHW013-48	76.2	3.00	12	4.72	3.0	44	10.0	145	63.0	18.6	2.66	1.79	30.5	100
EHW013-64	101.6	4.00	12	4.72	3.0	44	10.0	145	63.0	18.6	3.54	2.38	30.5	100
EHW013-80	127.0	5.00	15	5.91	3.0	44	10.0	145	63.0	18.6	5.47	3.68	30.5	100
EHW013-96	152.4	6.00	15	5.91	3.0	44	10.0	145	63.0	18.6	6.97	4.68	30.5	100
EHW013-128	203.2	8.00	15	5.91	3.0	44	10.0	145	63.0	18.6	9.25	6.22	30.5	100
EHW013-160	254.0	10.00	15	5.91	3.0	44	10.0	145	63.0	18.6	15.93	10.71	30.5	100
EHW013-192	304.8	12.00	15	5.91	3.0	44	10.0	145	63.0	18.6	18.92	12.72	6.1	20

Type of couplings

- Cam and groove
- Combination nipple

Contact coupling manufacturer for attachment procedure and other coupling recommendations

Suction & Discharge

EHW005

Flat Corrugated Water


Application

- For suction and discharge of water

Markets

- Construction
- Industrial
- Agricultural

Construction

Tube SBR rubber blend

Reinforcement

High-tensile synthetic textile and steel helical wire

Cover Flat corrugated, abrasion, and weather resistant SBR rubber blend

Color Black

Operating temperature

-25°C to +70°C
(-13°F to +158°F)

Packaging

100 ft
Coil on Pallet
-12 Carton Box

Order Fulfillment

Made to Order

Number	Hose I.D.		Hose O.D.		Operating Pressure		Min. Burst Pressure		Minimum Bend Radius		Vacuum		Weight		Length	
	mm	in	mm	in	bar	psi	bar	psi	mm	in	kPa	in/Hg	kg/m	lbs/ft	mtr	ft
EHW005-12	19.0	0.75	27.0	1.06	10.0	145	30.0	435	40	1.57	92.0	28	0.44	0.30	30.5	100
EHW005-16	25.4	1.00	34.0	1.34	10.0	145	30.0	435	50	1.97	92.0	28	0.61	0.41	30.5	100
EHW005-20	31.8	1.25	41.0	1.61	10.0	145	30.0	435	65	2.56	92.0	28	0.81	0.54	30.5	100
EHW005-24	38.1	1.50	47.0	1.85	10.0	145	30.0	435	85	3.35	92.0	28	0.92	0.62	30.5	100
EHW005-32	50.8	2.00	61.0	2.40	10.0	145	30.0	435	120	4.72	92.0	28	1.44	0.97	30.5	100
EHW005-40	63.5	2.50	74.0	2.91	10.0	145	30.0	435	160	6.30	92.0	28	1.78	1.20	30.5	100
EHW005-48	76.2	3.00	88.0	3.46	10.0	145	30.0	435	200	7.87	92.0	28	2.30	1.55	30.5	100
EHW005-64	101.6	4.00	115.0	4.53	10.0	145	30.0	435	280	11.02	92.0	28	3.74	2.51	30.5	100
EHW005-80	127.0	5.00	143.0	5.63	10.0	145	30.0	435	350	13.78	92.0	28	5.74	3.86	30.5	100
EHW005-96	152.4	6.00	169.0	6.65	10.0	145	30.0	435	580	22.83	92.0	28	7.40	4.97	30.5	100

Type of couplings

- Cam and groove
- Combination nipple

Contact coupling manufacturer for attachment procedure and other coupling recommendations

Suction & Discharge

EHT005

Medium Duty Water

**Application**

- For medium-duty suction and delivery of water, salt water, light chemicals

Markets

- Agriculture
- Industry
- Construction

Construction

- Tube** PVC spiral
Cover PVC

- Color** Clear (CL)

Operating temperature

-5°C to +60°C
 (+23°F to +140°F)

Packaging

150 ft
 -32, -48, -64 Coil on Pallet
 -96 30 ft, Coil on Pallet

Order Fulfillment

Made to Order

Number	Hose I.D.		Min. Burst Pressure		Minimum Bend Radius		Vacuum		Weight		Length	
	mm	in	bar	psi	mm	in	kPa	in/Hg	kg/m	lbs/ft	mtr	ft
EHT005-32CL	50.8	2.00	22	319	220	8.66	88.0	26	0.98	0.66	45.7	150
EHT005-48CL	76.2	3.00	18	261	380	14.96	88.0	26	1.70	1.14	45.7	150
EHT005-64CL	101.6	4.00	14	203	490	19.29	77.9	23	2.60	1.74	45.7	150
EHT005-96CL	152.4	6.00	11	160	800	31.50	67.7	20	5.10	3.43	9.1	30

Type of couplings

- Cam and groove
- Combination nipple

Contact coupling manufacturer for attachment procedure and other coupling recommendations

Discharge



EHW029

Otter Layflat



Application

- For water discharge

Markets

- Agriculture
- Construction
- Equipment rental
- Mining
- Ship building
- Oil and gas exploration
- Tank truck

Construction

Tube EPDM rubber

Reinforcement

High-tensile synthetic textile

Cover EPDM rubber

Color Black

Operating temperature

-40°C to +120°C

(-40°F to +248°F)

Packaging

100 ft

Coil on Pallet

-192 20 ft, Straight

Order Fulfillment

Made to Stock

Made to Order

Number	Hose I.D.		Hose O.D.		Operating Pressure		Min. Burst Pressure		Weight		Length	
	mm	in	mm	in	bar	psi	bar	psi	kg/m	lbs/ft	mtr	ft
EHW029-20-100	31.8	1.25	38.0	1.50	10.5	150	31.5	450	0.45	0.30	30.5	100
EHW029-24-100	38.1	1.50	44.0	1.73	10.5	150	31.5	450	0.52	0.35	30.5	100
EHW029-32-100	50.8	2.00	57.0	2.24	10.5	150	31.5	450	0.73	0.49	30.5	100
EHW029-48-100	76.2	3.00	83.0	3.27	10.5	150	31.5	450	1.15	0.77	30.5	100
EHW029-64-100	101.6	4.00	109.0	4.29	10.5	150	31.5	450	1.67	1.12	30.5	100
EHW029-80-100	127.0	5.00	136.0	5.36	10.5	150	31.5	450	2.51	1.69	30.5	100
EHW029-96-100	152.4	6.00	162.0	6.38	10.5	150	31.5	450	3.36	2.26	30.5	100
EHW029-128-100	203.2	8.00	216.5	8.52	10.5	150	31.5	450	5.94	3.99	30.5	100
EHW029-160-100	254.0	10.00	268.0	10.55	10.5	150	31.5	450	8.00	5.37	30.5	100
EHW029-192-100	304.8	12.00	320.0	12.60	10.5	150	31.5	450	8.70	5.84	6.1	20

Type of couplings

- Shank type male x female
- Cam and groove

Contact coupling manufacturer for attachment procedure and other coupling recommendations

Discharge

EHW004

High Pressure Layflat



Application

- For discharge of water in agricultural and industrial applications

Markets

- Construction
- Industrial
- Agricultural

Construction

Tube SBR rubber blend

Reinforcement

High-tensile synthetic textile

Cover Weather resistant SBR rubber blend

Color Black

Operating temperature

-25°C to +70°C
(-13°F to +158°F)

Packaging

100 ft
Coil on Pallet

Order Fulfillment

Made to Order

Number	Hose I.D.		Hose O.D.		Operating Pressure		Min. Burst Pressure		Weight		Length	
	mm	in	mm	in	bar	psi	bar	psi	kg/m	lbs/ft	mtr	ft
EHW004-32	50.8	2.00	59	2.32	20.0	290	60	870	1.02	0.68	30.5	100
EHW004-40	63.5	2.50	73	2.87	20.0	290	60	870	1.38	0.92	30.5	100
EHW004-44	70.0	2.75	79	3.11	20.0	290	60	870	1.54	1.04	30.5	100
EHW004-48	76.2	3.00	86	3.39	20.0	290	60	870	1.75	1.18	30.5	100
EHW004-64	101.6	4.00	112	4.41	20.0	290	60	870	2.31	1.55	30.5	100
EHW004-80	127.0	5.00	138	5.43	20.0	290	60	870	2.99	2.01	30.5	100
EHW004-96	152.4	6.00	163	6.42	20.0	290	60	870	3.56	2.40	30.5	100

Type of couplings

- Shank type male x female
- Cam and groove

Contact coupling manufacturer for attachment procedure and other coupling recommendations

Discharge

EHW007

Soft Wall Water


Application

- For water discharge

Markets

- Construction
- Industrial

Construction

Tube NBR rubber blend

Reinforcement

High-tensile synthetic textile

Cover Oil, sea water, weather and ozone resistant CR rubber blend

Color Black

Operating temperature

-35°C to +80°C
(-31°F to +176°F)

Packaging

100 ft
Coil on Pallet

Order Fulfillment

Made to Order

Number	Hose I.D.		Hose O.D.		Operating Pressure		Min. Burst Pressure		Weight		Length	
	mm	in	mm	in	bar	psi	bar	psi	kg/m	lbs/ft	mtr	ft
EHW007-48	76.0	3.00	93	3.66	10.0	145	40	580	3.06	2.06	30.5	100
EHW007-64	102.0	4.00	118	4.65	10.0	145	40	580	4.00	2.69	30.5	100
EHW007-80	127.0	5.00	144	5.67	7.0	102	28	406	5.05	3.39	30.5	100
EHW007-96	152.0	6.00	169	6.65	7.0	102	28	406	5.70	3.83	30.5	100

Type of couplings

- Cam and groove

Contact coupling manufacturer for attachment procedure and other coupling recommendations

Discharge

EHW003

Medium Duty Water



Application

- For water discharge with medium pressure equipment

Markets

- Construction
- Industrial
- Agricultural

Construction

Tube SBR rubber blend

Reinforcement

High-tensile synthetic textile

Cover Weather and ozone resistant SBR rubber blend

Color Black

Certification

TS 2420-2 / EN ISO 1403 Type 2

Operating temperature

-25°C to +70°C
(-13°F to +158°F)

Packaging

100 ft
Coil on Pallet
-06, -08, -12 Carton Box

Order Fulfillment

Made to Order

Number	Hose I.D.		Hose O.D.		Operating Pressure		Min. Burst Pressure		Weight		Length	
	mm	in	mm	in	bar	psi	bar	psi	kg/m	lbs/ft	mtr	ft
EHW003-06BK	9.5	0.38	17.0	0.67	10.0	145	30.0	435	0.23	0.16	30.5	100
EHW003-08BK	12.7	0.50	20.0	0.79	10.0	145	30.0	435	0.28	0.19	30.5	100
EHW003-10BK	16.0	0.64	23.0	0.91	10.0	145	30.0	435	0.32	0.22	30.5	100
EHW003-12BK	19.0	0.75	27.0	1.06	10.0	145	30.0	435	0.44	0.29	30.5	100
EHW003-16BK	25.4	1.00	33.0	1.30	10.0	145	30.0	435	0.50	0.34	30.5	100
EHW003-20BK	32.0	1.25	41.0	1.61	10.0	145	30.0	435	0.75	0.50	30.5	100
EHW003-24BK	38.0	1.50	47.0	1.85	10.0	145	30.0	435	0.90	0.60	30.5	100
EHW003-28BK	44.5	1.75	54.0	2.13	10.0	145	30.0	435	1.10	0.74	30.5	100
EHW003-32BK	50.8	2.00	60.0	2.36	10.0	145	30.0	435	1.18	0.80	30.5	100
EHW003-40BK	63.5	2.50	74.0	2.91	10.0	145	30.0	435	1.67	1.12	30.5	100
EHW003-44BK	70.0	2.75	82.0	3.23	10.0	145	30.0	435	2.06	1.39	30.5	100
EHW003-48BK	76.2	3.00	88.0	3.46	10.0	145	30.0	435	2.19	1.47	30.5	100
EHW003-64BK	101.6	4.00	115.0	4.53	10.0	145	30.0	435	3.29	2.21	30.5	100
EHW003-80BK	127.0	5.00	140.0	5.51	10.0	145	30.0	435	3.86	2.60	30.5	100
EHW003-96BK	152.4	6.00	165.0	6.50	10.0	145	30.0	435	4.56	3.07	30.5	100
EHW003-128BK	203.2	8.00	222.0	8.74	10.0	145	30.0	435	8.11	5.45	30.5	100
EHW003-160BK	254.0	10.00	270.0	10.63	10.0	145	30.0	435	10.67	7.17	30.5	100

Type of couplings

- Cam and groove
- Combination nipple

Contact coupling manufacturer for attachment procedure and other coupling recommendations

Discharge

EHW001

Layflat Water

**Application**

- For discharge of water in agricultural and industrial applications

Markets

- Construction
- Industrial
- Agricultural

Construction

Tube SBR rubber blend

Reinforcement

High-tensile synthetic textile

Cover Weather resistant SBR rubber blend

Color Black

Operating temperature

-25°C to +70°C
(-13°F to +158°F)

Packaging

100 ft
Coil on Pallet

Order Fulfillment

Made to Order

Number	Hose I.D.		Hose O.D.		Operating Pressure		Min. Burst Pressure		Weight		Length	
	mm	in	mm	in	bar	psi	bar	psi	kg/m	lbs/ft	mtr	ft
EHW001-32	50.8	2.00	57.0	2.24	10.5	150	31.0	450	0.79	0.53	30.5	100
EHW001-40	63.5	2.50	70.0	2.76	10.5	150	31.0	450	0.99	0.66	30.5	100
EHW001-44	70.0	2.75	77.0	3.03	10.5	150	31.0	450	1.14	0.79	30.5	100
EHW001-48	76.2	3.00	83.0	3.27	10.5	150	31.0	450	1.23	0.83	30.5	100
EHW001-64	101.6	4.00	109.0	4.29	10.5	150	31.0	450	1.79	1.20	30.5	100
EHW001-80	127.0	5.00	136.0	5.35	10.5	150	31.0	450	2.65	1.78	30.5	100
EHW001-96	152.4	6.00	162.0	6.38	10.5	150	31.0	450	3.56	2.39	30.5	100
EHW001-128	203.2	8.00	217.0	8.54	10.5	150	31.0	450	6.29	4.23	30.5	100
EHW001-160	254.0	10.00	268.0	10.55	10.5	150	31.0	450	8.28	5.56	30.5	100

Type of couplings


- Shank type male x female
- Cam and groove

Contact coupling manufacturer for attachment procedure and other coupling recommendations

Discharge

EHW011

Low Pressure Water

**Application**

- For general water discharge

Markets

- Mining
- Construction
- In-plant service
- Gardening
- Assembly/manufacturers

Construction

Tube SBR rubber blend

Reinforcement

High-tensile synthetic textile

Cover Weather and ozone resistant smooth SBR rubber blend

Colors Black (BK), Red (RD)

Certification

TS 2420-2 / EN ISO 1403

Operating temperature

-25°C to +70°C
(-13°F to +158°F)

Packaging

100 ft
Coil on Pallet
-06, -08, -10, -12 Carton Box

Order Fulfillment

Made to Order

Number	Hose I.D.		Hose O.D.		Operating Pressure		Min. Burst Pressure		Weight		Length	
	mm	in	mm	in	bar	psi	bar	psi	kg/m	lbs/ft	mtr	ft
EHW011-06BK	10.0	0.38	17	0.67	7.0	100	21.0	305	0.23	0.15	30.5	100
EHW011-08BK	12.7	0.50	20	0.79	7.0	100	21.0	305	0.28	0.19	30.5	100
EHW011-10BK	16.0	0.63	23	0.91	7.0	100	21.0	305	0.32	0.22	30.5	100
EHW011-12BK	19.0	0.75	26	1.02	7.0	100	21.0	305	0.39	0.26	30.5	100
EHW011-16BK	25.4	1.00	33	1.30	7.0	100	21.0	305	0.51	0.34	30.5	100
EHW011-20BK	32.0	1.25	40	1.57	7.0	100	21.0	305	0.63	0.42	30.5	100
EHW011-24BK	38.0	1.50	46	1.81	7.0	100	21.0	305	0.74	0.50	30.5	100
EHW011-28BK	44.5	1.75	53	2.09	7.0	100	21.0	305	0.93	0.63	30.5	100
EHW011-32BK	50.8	2.00	60	2.36	7.0	100	21.0	305	1.20	0.80	30.5	100
EHW011-40BK	63.5	2.50	73	2.87	7.0	100	21.0	305	1.49	1.00	30.5	100
EHW011-44BK	70.0	2.75	80	3.15	7.0	100	21.0	305	1.75	1.18	30.5	100
EHW011-48BK	76.2	3.00	86	3.39	7.0	100	21.0	305	1.81	1.22	30.5	100
EHW011-64BK	101.6	4.00	112	4.41	7.0	100	21.0	305	2.55	1.71	30.5	100
EHW011-80BK	127.0	5.00	139	5.47	7.0	100	21.0	305	3.56	2.39	30.5	100
EHW011-96BK	152.4	6.00	165	6.50	7.0	100	21.0	305	4.63	3.12	30.5	100
EHW011-128BK	203.2	8.00	218	8.58	7.0	100	21.0	305	7.32	4.92	30.5	100
EHW011-160BK	254.0	10.00	270	10.63	7.0	100	21.0	305	9.45	6.35	30.5	100

Type of couplings

- Cam and groove
- Quick disconnect
- Combination nipple

Contact coupling manufacturer for attachment procedure and other coupling recommendations

Discharge

EHW012

Low Pressure Layflat Water


Application

- For water discharge

Markets

- Construction
- Industrial
- Agriculture

Construction

Tube SBR rubber blend

Reinforcement

High-tensile synthetic textile

Cover Weather resistant SBR rubber blend

Color Black

Operating temperature

-25°C to +70°C
(-13°F to +158°F)

Packaging

100 ft
Coil on Pallet
-192 20 ft, Straight

Order Fulfillment

Made to Order

Number	Hose I.D.		Hose O.D.		Operating Pressure		Min. Burst Pressure		Weight		Length	
	mm	in	mm	in	bar	psi	bar	psi	kg/m	lbs/ft	mtr	ft
EHW012-32	50.8	2.00	56	2.20	5.0	73	15.0	218	0.71	0.47	30.5	100
EHW012-40	63.5	2.50	69	2.72	5.0	73	15.0	218	0.87	0.59	30.5	100
EHW012-44	70.0	2.75	76	2.99	5.0	73	15.0	218	1.03	0.69	30.5	100
EHW012-48	76.2	3.00	82	3.23	5.0	73	15.0	218	1.09	0.73	30.5	100
EHW012-64	101.6	4.00	108	4.25	5.0	73	15.0	218	1.59	1.07	30.5	100
EHW012-80	127.0	5.00	134	5.28	5.0	73	15.0	218	2.15	1.44	30.5	100
EHW012-96	152.4	6.00	160	6.30	5.0	73	15.0	218	2.72	1.83	30.5	100
EHW012-128	203.2	8.00	212	8.35	5.0	73	15.0	218	4.16	2.80	30.5	100
EHW012-160	254.0	10.00	264	10.39	5.0	73	15.0	218	6.04	4.06	30.5	100
EHW012-192	304.8	12.00	315	12.40	5.0	73	15.0	218	7.08	4.76	6.1	20

Type of couplings

- Shank type male x female
- Cam and groove

Contact coupling manufacturer for attachment procedure and other coupling recommendations

Discharge

EHW010

Water Discharge



Application

- For general water discharge

Markets

- Mining
- Construction
- In-plant service
- Gardening
- Assembly/manufacturers

Construction

Tube SBR rubber blend

Reinforcement

High-tensile synthetic textile

Cover Abrasion and weather resistant
SBR rubber blend

Color Black

Certification

TS 2420-2 / EN ISO 1403

Operating temperature

-25°C to +70°C
(-13°F to +158°F)

Packaging

300 ft
Carton Box

Order Fulfillment

Made to Order

Number	Hose I.D.		Hose O.D.		Operating Pressure		Min. Burst Pressure		Weight		Length	
	mm	in	mm	in	bar	psi	bar	psi	kg/m	lbs/ft	mtr	ft
EHW010-04	6.4	0.25	11.0	0.43	10.0	145	30.0	435	0.11	0.07	91.4	300
EHW010-05	7.9	0.31	14.0	0.55	10.0	145	30.0	435	0.16	0.11	91.4	300
EHW010-06	9.5	0.38	16.0	0.63	10.0	145	30.0	435	0.19	0.13	91.4	300
EHW010-08	12.7	0.50	19.0	0.75	10.0	145	30.0	435	0.23	0.15	91.4	300
EHW010-10	15.9	0.63	23.0	0.91	10.0	145	30.0	435	0.33	0.22	91.4	300
EHW010-12	19.1	0.75	27.0	1.06	10.0	145	30.0	435	0.44	0.30	91.4	300
EHW010-16	25.4	1.00	34.0	1.34	10.0	145	30.0	435	0.63	0.42	91.4	300

Type of couplings

- Barbed inserts
- Quick disconnect

Contact coupling manufacturer for attachment procedure and other coupling recommendations

Discharge

EHT303

Medium Duty Water



Application

- Medium duty discharge of water in agriculture and industry

Markets

- Agriculture
- Industry

Construction

Tube PVC/NBR lining

Reinforcement

High-tensile synthetic textile

Cover PVC

Color Red

Operating temperature

-5°C to +60°C
(+23°F to +140°F)

Packaging

300 ft
Coil on Pallet
-128, -96 150 ft, Coil on Pallet

Order Fulfillment

Made to Order

Number	Hose I.D.		Operating Pressure		Min. Burst Pressure		Weight		Length	
	mm	in	bar	psi	bar	psi	kg/m	lbs/ft	mtr	ft
EHT303-16RD	25.4	1.00	10.0	145	30.0	435	0.20	0.13	91.4	300
EHT303-19RD	30.0	1.18	10.0	145	30.0	435	0.23	0.15	91.4	300
EHT303-20RD	31.8	1.25	9.0	130	28.0	400	0.24	0.16	91.4	300
EHT303-22RD	35.0	1.38	8.0	115	24.0	350	0.28	0.19	91.4	300
EHT303-24RD	38.1	1.50	8.0	115	24.0	350	0.30	0.20	91.4	300
EHT303-25RD	40.0	1.57	8.0	115	24.0	350	0.33	0.22	91.4	300
EHT303-28RD	45.0	1.77	8.0	115	24.0	350	0.36	0.24	91.4	300
EHT303-32RD	50.8	2.00	8.0	115	24.0	350	0.41	0.28	91.4	300
EHT303-35RD	55.0	2.17	8.0	115	24.0	350	0.49	0.33	91.4	300
EHT303-38RD	60.5	2.38	8.0	115	24.0	350	0.54	0.36	91.4	300
EHT303-40RD	63.5	2.50	8.0	115	24.0	350	0.57	0.38	91.4	300
EHT303-44RD	70.0	2.76	7.0	100	21.0	305	0.62	0.42	91.4	300
EHT303-48RD	76.2	3.00	7.0	100	21.0	305	0.69	0.46	91.4	300
EHT303-51RD	81.0	3.19	7.0	100	21.0	305	0.74	0.50	91.4	300
EHT303-56RD	90.0	3.54	7.0	100	21.0	305	0.87	0.58	91.4	300
EHT303-64RD	101.6	4.00	7.0	100	21.0	305	1.00	0.67	91.4	300
EHT303-69RD	110.0	4.33	7.0	100	21.0	305	1.15	0.77	91.4	300
EHT303-80RD	127.0	5.00	6.0	90	18.0	260	1.35	0.91	91.4	300
EHT303-96RD	152.4	6.00	4.0	60	12.1	175	1.65	1.11	45.7	150
EHT303-128RD	203.2	8.00	2.5	35	7.5	110	2.30	1.55	45.7	150

Type of couplings

- Cam and groove
- Combination nipples

Contact coupling manufacturer for attachment procedure and other coupling recommendations

Discharge

EHT301

Light Duty Flat

**Application**

- Light duty discharge of water in agriculture and industry

Markets

- Agriculture
- Industry

Construction

Tube Flexible PVC lining

Reinforcement

High-tensile synthetic textile

Cover Light chemical and weather resistant PVC

Color Blue

Operating temperature

-5°C to +60°C
(+23°F to +140°F)

Packaging

300 ft
Coil on Pallet
-96 150 ft, Coil on Pallet

Order Fulfillment

Made to Order

Number	Hose I.D.		Operating Pressure		Min. Burst Pressure		Weight		Length	
	mm	in	bar	psi	bar	psi	kg/m	lbs/ft	mtr	ft
EHT301-20BU	32.0	1.25	5.0	75	14.0	200	0.18	0.12	91.4	300
EHT301-24BU	38.0	1.50	4.0	60	12.0	175	0.21	0.14	91.4	300
EHT301-32BU	50.8	2.00	4.0	60	12.0	175	0.28	0.19	91.4	300
EHT301-38BU	60.5	2.38	3.5	50	10.0	145	0.33	0.22	91.4	300
EHT301-40BU	63.5	2.50	3.5	50	10.0	145	0.36	0.24	91.4	300
EHT301-48BU	76.2	3.00	3.5	50	10.0	145	0.42	0.28	91.4	300
EHT301-51BU	81.0	3.19	3.0	45	8.0	115	0.46	0.31	91.4	300
EHT301-64BU	101.6	4.00	3.0	45	8.0	115	0.60	0.40	91.4	300
EHT301-96BU	152.4	6.00	2.5	40	7.0	100	1.20	0.81	45.7	150

Type of couplings

- Cam and groove
- Combination nipples

Contact coupling manufacturer for attachment procedure and other coupling recommendations

Hot Water

EHW027

Channeled Hot Water
Suction & Discharge**Application**

- For suction and discharge of hot water in industrial applications

Markets

- Construction
- Industrial

Construction

Tube EPDM rubber

Reinforcement

High-tensile synthetic textile and steel helical wire

Cover Channeled EPDM rubber

Color Black

Operating temperature

-40°C to +125°C
(-40°F to +257°F)

Packaging

100 ft
Coil on Pallet

Order Fulfillment

Made to Order

Number	Hose I.D.		Hose O.D.		Operating Pressure		Min. Burst Pressure		Minimum Bend Radius		Vacuum		Weight		Length	
	mm	in	mm	in	bar	psi	bar	psi	mm	in	kPa	in/Hg	kg/m	lbs/ft	mtr	ft
EHW027-12	19.0	0.75	29	1.14	10.0	145	30	435	40	1.57	94.8	28	0.50	0.34	30.5	100
EHW027-14	22.2	0.88	32	1.26	10.0	145	30	435	45	1.77	94.8	28	0.57	0.38	30.5	100
EHW027-16	25.4	1.00	35	1.38	10.0	145	30	435	50	1.97	94.8	28	0.62	0.41	30.5	100
EHW027-18	28.6	1.12	38	1.50	10.0	145	30	435	55	2.17	94.8	28	0.74	0.49	30.5	100
EHW027-20	31.8	1.25	42	1.65	10.0	145	30	435	65	2.56	94.8	28	0.81	0.54	30.5	100
EHW027-24	38.1	1.50	48	1.89	10.0	145	30	435	85	3.35	94.8	28	1.10	0.74	30.5	100
EHW027-32	50.8	2.00	62	2.44	10.0	145	30	435	120	4.72	94.8	28	1.35	0.91	30.5	100
EHW027-40	63.5	2.50	75	2.95	10.0	145	30	435	160	3.60	94.8	28	1.79	1.20	30.5	100
EHW027-48	76.2	3.00	90	3.54	10.0	145	30	435	190	7.48	94.8	28	2.55	1.71	30.5	100
EHW027-64	101.6	4.00	117	4.61	10.0	145	30	435	280	11.02	94.8	28	3.92	2.64	30.5	100
EHW027-80	127.0	5.00	146	5.75	10.0	145	30	435	350	13.78	80.0	24	6.04	4.06	30.5	100
EHW027-96	152.4	6.00	170	6.69	10.0	145	30	435	550	21.65	80.0	24	6.67	4.48	30.5	100

Type of couplings

- Cam and groove
- Combination nipple

Contact coupling manufacturer for attachment procedure and other coupling recommendations

Hot Water

EHW026

Flat Corrugated Hot Water Suction & Discharge



Application

- For suction and discharge of hot water in industrial applications

Markets

- Construction
- Industrial

Construction

Tube EPDM rubber

Reinforcement

High-tensile synthetic textile and steel helical wire

Cover

Flat corrugated EPDM rubber, heat, abrasion and ozone resistant

Color Black

Operating temperature

-40°C to +125°C
(-40°F to +257°F)

Packaging

100 ft
Coil on Pallet

-12 Carton Box
-32 Bulk

Order Fulfillment

Made to Order

Number	Hose I.D.		Hose O.D.		Operating Pressure		Min. Burst Pressure		Minimum Bend Radius		Vacuum		Weight		Length	
	mm	in	mm	in	bar	psi	bar	psi	mm	in	kPa	in/Hg	kg/m	lbs/ft	mtr	ft
EHW026-12	19.0	0.75	27	1.06	10.0	145	30	435	50	1.97	94.8	28	0.44	0.29	30.5	100
EHW026-16	25.4	1.00	34	1.34	10.0	145	30	435	65	2.56	94.8	28	0.60	0.40	30.5	100
EHW026-20	31.8	1.25	41	1.61	10.0	145	30	435	80	3.15	94.8	28	0.82	0.55	30.5	100
EHW026-24	38.1	1.50	47	1.85	10.0	145	30	435	100	3.94	94.8	28	0.93	0.63	30.5	100
EHW026-32	50.8	2.00	61	2.40	10.0	145	30	435	140	5.51	94.8	28	1.45	0.97	30.5	100
EHW026-40	63.5	2.50	74	2.91	10.0	145	30	435	175	6.89	94.8	28	1.75	1.18	30.5	100
EHW026-48	76.2	3.00	88	3.46	10.0	145	30	435	250	9.84	94.8	28	2.31	1.55	30.5	100
EHW026-64	101.6	4.00	115	4.52	10.0	145	30	435	350	13.78	94.8	28	3.76	2.52	30.5	100
EHW026-80	127.0	5.00	143	5.62	10.0	145	30	435	440	17.32	80.0	24	5.71	3.84	30.5	100
EHW026-96	152.4	6.00	169	6.65	10.0	145	30	435	600	23.62	80.0	24	7.36	4.94	30.5	100

Type of couplings

- Cam and groove
- Combination nipple

Contact coupling manufacturer for attachment procedure and other coupling recommendations

Hot Water

EHW025

Corrugated Hot Water
Suction & Discharge**Application**

- For suction and discharge of hot water in industrial applications

Markets

- Construction
- Industrial

Construction

Tube EPDM rubber

Reinforcement

High-tensile synthetic textile and steel helical wire

Cover Corrugated EPDM rubber, heat, abrasion and ozone resistant

Color Black

Operating temperature

-40°C to +125°C
(-40°F to +257°F)

Packaging

100 ft
Coil on Pallet

Order Fulfillment

Made to Order

Number	Hose I.D.		Hose O.D.		Operating Pressure		Min. Burst Pressure		Minimum Bend Radius		Vacuum		Weight		Length	
	mm	in	mm	in	bar	psi	bar	psi	mm	in	kPa	in/Hg	kg/m	lbs/ft	mtr	ft
EHW025-16	25.4	1.00	35	1.38	10.0	145	30	435	75	2.95	92.0	27.1	0.69	0.46	30.5	100
EHW025-20	31.8	1.25	42	1.65	10.0	145	30	435	100	3.94	92.0	27.1	0.83	0.55	30.5	100
EHW025-24	38.1	1.50	48	1.89	10.0	145	30	435	125	4.92	92.0	27.1	0.96	0.65	30.5	100
EHW025-32	50.8	2.00	63	2.48	10.0	145	30	435	200	7.87	92.0	27.1	1.56	1.05	30.5	100
EHW025-40	63.5	2.50	74	2.91	10.0	145	30	435	250	9.84	92.0	27.1	1.93	1.30	30.5	100
EHW025-48	76.2	3.00	90	3.54	10.0	145	30	435	320	12.60	92.0	27.1	2.79	1.88	30.5	100
EHW025-64	101.6	4.00	117	4.61	10.0	145	30	435	450	17.72	92.0	27.1	4.09	2.75	30.5	100

Type of couplings

Contact coupling manufacturer for attachment procedure and other coupling recommendations

Hot Water

EHW024

EPDM Hot Water Suction & Discharge



Application

- For suction and discharge of hot water in industrial applications

Markets

- Construction
- Industrial

Construction

Tube EPDM rubber

Reinforcement

High-tensile synthetic textile and steel helical wire

Cover EPDM rubber

Color Black

Operating temperature

-40°C to +125°C
(-40°F to +257°F)

Packaging

100 ft
Coil on Pallet

Order Fulfillment

Made to Order

Number	Hose I.D.		Hose O.D.		Operating Pressure		Min. Burst Pressure		Minimum Bend Radius		Vacuum		Weight		Length	
	mm	in	mm	in	bar	psi	bar	psi	mm	in	kPa	in/Hg	kg/m	lbs/ft	mtr	ft
EHW024-12	19.0	0.75	28	1.10	10.0	145	30	435	70	2.76	92.0	27.1	0.51	0.34	30.5	100
EHW024-16	25.4	1.00	34	1.34	10.0	145	30	435	95	3.74	92.0	27.1	0.61	0.41	30.5	100
EHW024-20	31.8	1.25	42	1.65	10.0	145	30	435	125	4.92	92.0	27.1	0.96	0.65	30.5	100
EHW024-24	38.1	1.50	48	1.89	10.0	145	30	435	150	5.91	92.0	27.1	1.13	0.76	30.5	100
EHW024-32	50.8	2.00	62	2.44	10.0	145	30	435	215	8.46	92.0	27.1	1.69	1.14	30.5	100
EHW024-40	63.5	2.50	75	2.95	10.0	145	30	435	280	11.02	92.0	27.1	2.07	1.39	30.5	100
EHW024-48	76.2	3.00	89	3.50	10.0	145	30	435	350	13.78	92.0	27.1	2.82	1.89	30.5	100
EHW024-64	101.6	4.00	115	4.53	10.0	145	30	435	490	19.29	92.0	27.1	3.80	2.55	30.5	100

Type of couplings

- Cam and groove
- Combination nipple

Contact coupling manufacturer for attachment procedure and other coupling recommendations

Hot Water

EHW023

EPDM Hot Water Discharge

**Application**

- For delivery of hot water in industrial applications

Markets

- Automotive
- Industrial

Construction

Tube EPDM rubber

Reinforcement

High-tensile synthetic textile

Cover EPDM rubber

Color Black

Operating temperature

-40°C to +125°C
(-40°F to +257°F)

Packaging

100 ft
Coil on Pallet
-08, -12 Carton Box

Order Fulfillment

Made to Order

Number	Hose I.D.		Hose O.D.		Operating Pressure		Min. Burst Pressure		Weight		Length	
	mm	in	mm	in	bar	psi	bar	psi	kg/m	lbs/ft	mtr	ft
EHW023-08	12.7	0.50	20	0.79	10.0	145	30	435	0.28	0.19	30.5	100
EHW023-10	15.9	0.62	23	0.91	10.0	145	30	435	0.32	0.22	30.5	100
EHW023-12	19.0	0.75	27	1.06	10.0	145	30	435	0.42	0.28	30.5	100
EHW023-16	25.4	1.00	33	1.30	10.0	145	30	435	0.48	0.32	30.5	100
EHW023-20	31.8	1.25	41	1.61	10.0	145	30	435	0.72	0.48	30.5	100
EHW023-24	38.1	1.50	47	1.85	10.0	145	30	435	0.86	0.57	30.5	100
EHW023-28	44.5	1.75	54	2.13	10.0	145	30	435	1.05	0.71	30.5	100
EHW023-32	50.8	2.00	60	2.36	10.0	145	30	435	1.13	0.76	30.5	100
EHW023-40	63.5	2.50	74	2.91	10.0	145	30	435	1.59	1.07	30.5	100
EHW023-44	70.0	2.75	82	3.23	10.0	145	30	435	2.12	1.42	30.5	100
EHW023-48	76.2	3.00	88	3.46	10.0	145	30	435	2.12	1.42	30.5	100
EHW023-64	101.6	4.00	115	4.53	10.0	145	30	435	3.14	2.11	30.5	100
EHW023-80	127.0	5.00	140	5.51	10.0	145	30	435	3.68	2.47	30.5	100
EHW023-96	152.4	6.00	165	6.50	10.0	145	30	435	4.35	2.92	30.5	100
EHW023-128	203.2	8.00	222	8.74	10.0	145	30	435	8.81	5.92	30.5	100

Type of couplings

- Cam and groove
- Combination nipple

Contact coupling manufacturer for attachment procedure and other coupling recommendations

Hot Water

EHW036EPDM Hot Water
Discharge**Application**

- For delivery of hot water with very light chemical content in industrial applications

Markets

- Automotive
- Industrial

Construction**Tube** EPDM rubber**Reinforcement**

High-tensile synthetic textile

Cover EPDM rubber**Color** Black**Operating temperature**

-40°C to +125°C

(-40°F to +257°F)

Packaging

100 ft

Coil on Pallet

Order Fulfillment

Made to Order

Number	Hose I.D.		Hose O.D.		Operating Pressure		Min. Burst Pressure		Weight		Length	
	mm	in	mm	in	bar	psi	bar	psi	kg/m	lbs/ft	mtr	ft
EHW036-20	32.0	1.26	44.0	1.73	20	290	60	870	0.96	0.64	30.5	100
EHW036-24	38.0	1.50	50.0	1.97	20	290	60	870	1.09	0.73	30.5	100
EHW036-32	50.8	2.00	64.0	2.52	20	290	60	870	1.51	1.01	30.5	100

Type of couplings

- Cam and groove
- Combination nipple

Contact coupling manufacturer for attachment procedure and other coupling recommendations

Pressure Washer



EC116

Manta 4K

**Application**

- Medium duty to heavy duty pressure washing

Markets

- Car washes
- Home labor/cleaning (patio, siding, pool, deck, etc.)
- Heavy duty construction equipment cleaning
- Food and beverage processing
- Dock services and boat cleaning
- Surface preparation
- Water cutting

Construction

Tube NBR rubber blend

Reinforcement

1-wire braid

Cover Oil, abrasion and weather resistant NBR rubber blend

Colors Blue (BU), Gray (GY)

Certifications

MSHA IC-261/9
Meets BS EN1829-2 safety jet requirements

Operating temperature

-40°C to +150°C Intermittent
(-40°F to +302°F Intermittent)

Packaging

100 ft
Carton Box

Order Fulfillment

Made to Stock
Made to Order

Number	Hose I.D.		Hose O.D.		Operating Pressure		Min. Burst Pressure		Minimum Bend Radius		Weight		Length	
	mm	in	mm	in	bar	psi	bar	psi	mm	in	kg/m	lbs/ft	mtr	ft
EC116-04BU	6.4	0.25	12.5	0.49	300	4350	900	13050	75	2.95	0.19	0.12	30.5	100
EC116-05BU	7.9	0.31	13.9	0.55	300	4380	900	13140	85	3.35	0.21	0.14	30.5	100
EC116-06BU	9.5	0.38	15.8	0.62	300	4350	900	13050	90	3.54	0.26	0.18	30.5	100
EC116-08BU	12.7	0.50	19.3	0.76	300	4350	900	13050	130	5.12	0.36	0.25	30.5	100

Type of couplings

- Danfoss 1A/Z series
- Winner Two-piece

Contact coupling manufacturer for attachment procedure and other coupling recommendations

Pressure Washer



EC216

Manta 7K

**Application**

- Heavy duty high pressure washing

Markets

- Car washes
- Home labor/cleaning (patio, siding, pool, deck, etc.)
- Heavy duty construction equipment cleaning
- Food and beverage processing
- Dock services and boat cleaning
- Surface preparation
- Water cutting

Construction

Tube NBR rubber blend

Reinforcement

2-wire braid

Cover Oil, abrasion and weather resistant
NBR rubber blend

Colors Blue (BU), Gray (GY)

Certifications

MSHA IC-261/9
Meets BS EN1829-2 safety jet requirements

Operating temperature

-40°C to +150°C Intermittent
(-40°F to +302°F Intermittent)

Packaging

100 ft
Carton Box

Order Fulfillment

Made to Stock
Made to Order

Number	Hose I.D.		Hose O.D.		Operating Pressure		Min. Burst Pressure		Minimum Bend Radius		Weight		Length	
	mm	in	mm	in	bar	psi	bar	psi	mm	in	kg/m	lbs/ft	mtr	ft
EC216-04BU	6.4	0.25	13.5	0.53	500	7250	1500	21750	75	2.95	0.29	0.20	30.5	100
EC216-05BU	7.9	0.31	15.3	0.60	500	7250	1500	21800	85	3.35	0.34	0.23	30.5	100
EC216-06BU	9.5	0.38	17.5	0.69	500	7250	1500	21750	90	3.54	0.42	0.28	30.5	100
EC216-08BU	12.7	0.50	21.0	0.83	500	7250	1500	21750	130	5.12	0.58	0.39	30.5	100

Type of couplings

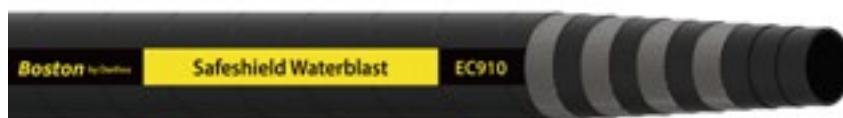
- Danfoss 1A/Z series
- Winner Two-piece

Contact coupling manufacturer for attachment procedure and other coupling recommendations

Pressure Washer

EC910

Safeshield Waterblast

**Application**

- High pressure cleaning with water, water soap , emulsion

Markets

- Mining
- Construction
- Equipment rental

Construction

Tube CR rubber

Reinforcement

Heavy 4-spiral wire

Cover CR rubber

Color Black

Certifications

MSHA IC-84/43
ISO 7751
EN1829-2 (impulse)

Operating temperature

-40°C to +93°C (-40°F to +200°F)
Continuous service temperature range
-10°C to +80°C (-14°F to +176°F)

Packaging

100 ft
Carton Box

Order Fulfillment

Made to Order

Number	Hose I.D.		Hose O.D.		Operating Pressure		Min. Burst Pressure		Minimum Bend Radius		Weight		Length	
	mm	in	mm	in	bar	psi	bar	psi	mm	in	kg/m	lbs/ft	mtr	ft
EC910-08	12.7	0.50	25.4	1.00	1100	16000	2750	40000	228.6	9.00	1.12	0.75	30.5	100
EC910-12	19.0	0.75	32.8	1.29	1000	14500	2500	36250	279.4	11.00	1.74	1.17	30.5	100
EC910-16	25.4	1.00	39.6	1.56	700	10200	1750	25500	304.8	12.00	2.23	1.50	30.5	100

Type of couplings

Contact Danfoss for approved internal skive fittings and sockets.


Contact coupling manufacturer for attachment procedure and other coupling recommendations

Specialty



EHW028

Meerkat Heavy Duty Mine Spray



Application

- High pressure water in mines
- General underground water service for dust control applications

Markets

- Mining
- Construction
- Equipment rental

Construction

Tube Oil-mist resistant NBR rubber

Reinforcement

High-tensile steel wire

Cover MSHA pin-pricked chloroprene rubber blend

Color Yellow

Certification

MSHA IC-84/42

Operating temperature

-35°C to +100°C
(-31°F to +212°F)

Packaging

100 ft
Coil on Pallet

Order Fulfillment

Made to Stock
Made to Order

Number	Hose I.D.		Hose O.D.		Operating Pressure		Min. Burst Pressure		Minimum Bend Radius		Weight		Length	
	mm	in	mm	in	bar	psi	bar	psi	mm	in	kg/m	lbs/ft	mtr	ft
EHW028-08	12.7	0.50	25.0	0.98	70.0	1000	207	3000	150	5.91	0.60	0.40	30.5	100
EHW028-12	19.0	0.75	28.6	1.13	70.0	1000	207	3000	203	9.06	0.61	0.41	30.5	100
EHW028-16	25.4	1.00	35.1	1.38	70.0	1000	207	3000	305	12.01	0.82	0.55	30.5	100
EHW028-20	31.8	1.25	42.4	1.67	70.0	1000	207	3000	385	15.16	1.10	0.74	30.5	100
EHW028-24	38.1	1.50	49.0	1.93	70.0	1000	207	3000	455	17.91	1.41	0.95	30.5	100
EHW028-32	50.8	2.00	63.2	2.49	70.0	1000	207	3000	610	24.02	2.19	1.47	30.5	100
EHW028-40	63.5	2.50	83.4	3.28	70.0	1000	207	3000	765	30.12	3.93	2.64	30.5	100

Type of coupling

- Male NPT
- Danfoss Quick Disconnect

Contact coupling manufacturer for attachment procedure and other coupling recommendations

Specialty

EHW008

Tank Cleaning


Application

- For tank cleaning applications

Markets

- Construction
- Industrial

Construction

Tube EPDM rubber

Reinforcement

High-tensile synthetic textile and dual anti-static copper wire

Cover EPDM rubber

Color Black

Operating temperature

-40°C to +125°C

(-40°F to +257°F)

Packaging

100 ft

Coil on Pallet

Order Fulfillment

Made to Order

Number	Hose I.D.		Hose O.D.		Operating Pressure		Min. Burst Pressure		Weight		Length	
	mm	in	mm	in	bar	psi	bar	psi	kg/m	lbs/ft	mtr	ft
EHW008-24	38.0	1.50	54	2.13	25	363	75	1088	1.63	1.10	30.5	100
EHW008-32	50.8	2.00	68	2.68	25	363	75	1088	2.29	1.54	30.5	100

Type of couplings

- Ground joint
- Male NPT

Contact coupling manufacturer for attachment procedure and other coupling recommendations

Specialty

EHW015

Artificial Snow

**Application**

- For artificial snow equipment

Markets

- Artificial snow

Construction

Tube SBR rubber blend

Reinforcement

High-tensile synthetic textile

Cover Abrasion, ozone resistant
SBR rubber blend

Colors Blue (BU), Black (BK),
Red (RD), Yellow (YW)

Operating temperature

-25°C to +70°C
(-13°F to +158°F)

Packaging

100 ft
Coil on Pallet

Order Fulfillment

Made to Order

Number	Hose I.D.		Hose O.D.		Operating Pressure		Min. Burst Pressure		Weight		Length	
	mm	in	mm	in	bar	psi	bar	psi	kg/m	lbs/ft	mtr	ft
EHW015-24BU	38.1	1.50	52	2.05	40	580	160	2320	1.34	0.90	30.5	100
EHW015-32BU	50.8	2.00	67	2.64	40	580	160	2320	1.98	1.33	30.5	100

Type of couplings

- Male NPT

Contact coupling manufacturer for attachment procedure and other coupling recommendations

Specialty

EHW022

Heavy Duty Radiator Car Heater Car Heater



Application

- For delivery of hot water with very light chemical content in industrial applications

Markets

- Industrial
- Automotive

Construction

Tube EPDM rubber

Reinforcement

High-tensile synthetic textile

Cover EPDM rubber

Color Black

Certification

ISO 1307

Operating temperature

-40°C to +125°C

(-40°F to +257°F)

Packaging

100 ft

-06, -08, -12 Carton Box

-10, -16 Coil on Pallet

Order Fulfillment

Made to Order

Number	Hose I.D.		Hose O.D.		Operating Pressure		Min. Burst Pressure		Minimum Bend Radius		Weight		Length	
	mm	in	mm	in	bar	psi	bar	psi	mm	in	kg/m	lbs/ft	mtr	ft
EHW022-06	9.5	0.38	17	0.67	10.0	145	30	435	80	3.15	0.18	0.12	91.4	300
EHW022-08	12.7	0.50	20	0.79	10.0	145	30	435	105	4.13	0.22	0.14	91.4	300
EHW022-10	16.0	0.62	23	0.91	10.0	145	30	435	160	6.30	0.25	0.17	91.4	300
EHW022-12	19.0	0.75	28	1.10	10.0	145	30	435	190	7.48	0.39	0.26	91.4	300
EHW022-16	25.4	1.00	34	1.34	10.0	145	30	435	250	9.84	0.49	0.33	91.4	300

Type of couplings

Contact coupling manufacturer for attachment procedure and other coupling recommendations

Specialty

EHW021

Radiator Car Heater



Application

- For delivery of hot water with very light chemical content in industrial applications

Markets

- Industrial
- Automotive

Construction

Tube EPDM rubber

Reinforcement

High-tensile synthetic textile

Cover EPDM rubber

Color Black

Certification

ISO 1307

Operating temperature

-40°C to +120°C

(-40°F to +248°F)

Packaging

300 ft

Carton Box

-10 Coil on Pallet

Order Fulfillment

Made to Order

Number	Hose I.D.		Hose O.D.		Operating Pressure		Min. Burst Pressure		Weight		Length	
	mm	in	mm	in	bar	psi	bar	psi	kg/m	lbs/ft	mtr	ft
EHW021-04	6.4	0.25	12	0.47	5.0	73	15.0	218	0.12	0.08	30.5	100
EHW021-05	8.0	0.31	14	0.55	5.0	73	15.0	218	0.14	0.09	91.4	300
EHW021-06	9.5	0.38	16	0.63	5.0	73	15.0	218	0.17	0.11	91.4	300
EHW021-08	12.7	0.50	20	0.79	5.0	73	15.0	218	0.26	0.17	91.4	300
EHW021-10	16.0	0.62	23	0.91	5.0	73	15.0	218	0.29	0.19	91.4	300
EHW021-12	19.0	0.75	27	1.06	5.0	73	15.0	218	0.39	0.26	91.4	300
EHW021-16	25.4	1.00	35	1.38	5.0	73	15.0	218	0.64	0.43	91.4	300

Type of couplings

Contact coupling manufacturer for attachment procedure and other coupling recommendations

Specialty

EHW002

Radiator Hose



Application

- Conveying hot water mixed with anti-freeze liquids in cooling systems, automotive and stationary engines

Markets

- Automotive engine
- In-plant transfer
- Cooling systems

Construction

Tube EPDM rubber, heat and antifreeze liquid resistant

Reinforcement

High-tensile synthetic textile

Cover EPDM rubber, heat and weather resistant

Color Black

Certification

ISO 1307

Operating temperature

-40°C to +125°C
(-40°F to +257°F)

Packaging

100 ft
Coil on Pallet

Order Fulfillment

Made to Order

Number	Hose I.D.		Hose O.D.		Operating Pressure		Min. Burst Pressure		Weight		Length	
	mm	in	mm	in	bar	psi	bar	psi	kg/m	lbs/ft	mtr	ft
EHW002-08	12.7	0.50	19.0	0.75	4.0	58	12.0	174	0.21	0.14	100	100
EHW002-10	16.0	0.63	22.0	0.87	4.0	58	12.0	174	0.26	0.17	100	100
EHW002-M18	18.0	0.71	24.0	0.95	4.0	58	12.0	174	0.29	0.19	100	100
EHW002-12	19.0	0.75	25.0	0.98	4.0	58	12.0	174	0.30	0.20	100	100
EHW002-M20	20.0	0.79	26.0	1.02	4.0	58	12.0	174	0.32	0.21	100	100
EHW002-14	22.0	0.88	28.0	1.10	4.0	58	12.0	174	0.34	0.23	100	100
EHW002-16	25.4	1.00	32.0	1.26	4.0	58	12.0	174	0.43	0.30	100	100
EHW002-18	28.0	1.13	34.5	1.36	4.0	58	12.0	174	0.47	0.32	100	100
EHW002-19	30.0	1.19	38.0	1.50	4.0	58	12.0	174	0.60	0.40	100	100
EHW002-20	32.0	1.25	40.0	1.57	4.0	58	12.0	174	0.64	0.43	100	100
EHW002-22	35.0	1.38	43.0	1.69	4.0	58	12.0	174	0.69	0.46	100	100
EHW002-24	38.0	1.50	47.0	1.85	4.0	58	12.0	174	0.85	0.57	100	100
EHW002-25	40.0	1.56	49.0	1.93	4.0	58	12.0	174	0.89	0.60	100	100
EHW002-26	42.0	1.63	51.0	2.01	4.0	58	12.0	174	0.93	0.63	100	100
EHW002-28	44.5	1.75	54.0	2.13	4.0	58	12.0	174	1.05	0.71	100	100
EHW002-30	48.0	1.88	57.5	2.26	4.0	58	12.0	174	1.12	0.75	100	100
EHW002-32	50.8	2.00	60.0	2.36	4.0	58	12.0	174	1.18	0.79	100	100
EHW002-34	55.0	2.19	65.0	2.56	4.0	58	12.0	174	1.36	0.91	100	100
EHW002-38	60.0	2.38	70.0	2.76	4.0	58	12.0	174	1.47	0.98	100	100
EHW002-40	63.5	2.50	73.5	2.89	4.0	58	12.0	174	1.49	1.00	100	100
EHW002-44	70.0	2.75	80.0	3.15	4.0	58	12.0	174	1.63	1.10	100	100
EHW002-48	76.2	3.00	86.0	3.39	4.0	58	12.0	174	1.77	1.19	100	100
EHW002-50	80.0	3.13	90.0	3.54	4.0	58	12.0	174	1.85	1.24	100	100
EHW002-56	90.0	3.50	100.0	3.94	4.0	58	12.0	174	2.07	1.39	100	100
EHW002-64	101.6	4.00	111.5	4.39	4.0	58	12.0	174	2.30	1.55	100	100

Specialty

EHS540

Sewer Jetting

**Application**

- For high pressure water cleaning and rinsing of sewage systems

Markets

- Waste management

Construction

Tube SBR rubber blend

Reinforcement

High-tensile synthetic textile

Cover SBR rubber blend

Color Black

Operating temperature

-40°C to +70°C
(-40°F to +158°F)

Packaging

500 ft
-08, -12 Carton Box
-16, -20 Coil on Pallet

Order Fulfillment

Made to Order

Number	Hose I.D.		Hose O.D.		Operating Pressure		Min. Burst Pressure		Minimum Bend Radius		Weight		Length	
	mm	in	mm	in	bar	psi	bar	psi	mm	in	kg/m	lbs/ft	mtr	ft
EHS540-08	12.7	0.50	25.0	0.98	250	3625	625	9063	65	2.56	0.44	0.30	152.4	500
EHS540-12	19.0	0.75	31.6	1.24	250	3625	625	9063	90	3.54	0.56	0.38	152.4	500
EHS540-16	25.4	1.00	40.2	1.58	250	3625	625	9063	100	3.93	0.78	0.52	152.4	500
EHS540-20	32.0	1.25	48.0	1.89	250	3625	625	9063	130	5.12	1.06	0.71	152.4	500

Type of couplings

Contact coupling manufacturer for attachment procedure and other coupling recommendations

Specialty

EHT305

Mine Flat Delivery Flame Resistant


Application

- Flame resistant hose for dewatering in mines, quarries, etc.

Markets

- Mining

Construction

Tube Flame resistant PVC/NBR

Reinforcement

High-tensile synthetic textile

Cover Light chemicals, weather and flame resistant PVC

Color Red

Certification

MHSA IC-261/0

Operating temperature

-5°C to +60°C
(-23°F to +140°F)

Packaging

300 ft
Coil on Pallet

Order Fulfillment

Made to Order

Number	Hose I.D.		Operating Pressure		Min. Burst Pressure		Weight		Length	
	mm	in	bar	psi	bar	psi	kg/m	lbs/ft	mtr	ft
EHT305-24	38.1	1.5	10	145	30	435	0.33	0.22	91.4	300
EHT305-32	50.8	2.0	10	145	30	435	0.51	0.34	91.4	300
EHT305-40	63.5	1.5	10	145	30	435	0.75	0.50	91.4	300

Type of couplings

Contact coupling manufacturer for attachment procedure and other coupling recommendations

Specialty

EHT306

Mine Flat Delivery Flame Resistant



Application

- Flame resistant hose for dewatering in mines, quarries, etc.

Markets

- Mining

Construction

Tube Flame resistant PVC/NBR

Reinforcement

High-tensile synthetic textile

Cover Light chemicals, weather and flame resistant PVC

Color Red

Certification

MHSA IC-261/0

Operating temperature

-5°C to +60°C
(-23°F to +140°F)

Packaging

300 ft
Coil on Pallet

Order Fulfillment

Made to Order

Number	Hose I.D.		Operating Pressure		Min. Burst Pressure		Weight		Length	
	mm	in	bar	psi	bar	psi	kg/m	lbs/ft	mtr	ft
EHT306-24	38.1	1.5	14	203	42	609	0.33	0.22	91.4	300
EHT306-32	50.8	2.0	14	203	42	609	0.51	0.34	91.4	300
EHT306-40	63.5	1.5	14	203	42	609	0.75	0.50	91.4	300

Type of couplings

Contact coupling manufacturer for attachment procedure and other coupling recommendations

Danfoss Industrial hose

Technical Information

Tools for selecting the correct
hose product for the application

Coupling selection

Chemical compatibility

General hose information

Hose index


For more information

DanfossPowerSource.com



Couplings

Selection & Configuration



Couplings General Information

Coupling Selection

This catalog lists the most common type of coupling used for each hose.

Consider the following items when selecting couplings for your application. Consult your coupling manufacturer and Danfoss for further information about these items:

Environment

External environment year round

Temperature ranges

External environment year round, temperature of material being conveyed, and temperature of cleaning solution

Maximum pressure requirements

Corrosive resistance and compatibility with material being conveyed

Conductivity

Especially in flammable applications (non-spark brass cam lever arms)

Gasket material required, if any

Gasket compatibility with the material being conveyed is to be considered

Port or fitting

The port or fitting the hose assembly must be connected to

Coating on coupling

The coating on coupling (i.e. zinc, etc.), if any.

Safety information

Choosing the correct coupling is important for maximum hose efficiency and safety. Couplings must be applied properly. Incorrect or improperly applied couplings can result in shorter hose life and hose failures. These failures can result in serious bodily harm or property damage.

Hose couplings have been carefully engineered over the years to meet specific safety requirements.

When choosing the proper coupling, some factors you should consider for a particular application are:

1. What is the material to be handled?	2. What are the pressures involved?	3. What means of connection are required?
Is it dangerous?	High pressure	Threads
Is it corrosive?	Medium pressure	Special locking
Is it abrasive?	Low pressure	Flanged ends
	Suction	

WARNING: Consult with the Coupling Manufacturer to make sure you choose the correct coupling and proper assembly for the application. Such matching of hose and couplings, and assembling of couplings, should be performed only by trained personnel using proper tools and procedures. Failure to follow manufacturer's instructions or failure to use trained personnel may result in serious bodily injury and/or property damage.

Couplings General Information

Coupling Selection

Application and pressure

When selecting couplings, the end user should inform the distributor of the application and pressures involved when ordering hose assemblies, and it's up to the distributor to supply the right hose and coupling for that application.

All hose assemblies should be treated with respect as potential hazards. Fittings, clamps or clips should be checked on a regular basis, and removed from service if damaged.

Shank length of coupling should be 1-1/2 times the inside diameter of the hose.

Combination nipples should only be used for suction and low pressure discharge applications.

Coupling types

There are two general types of couplings to consider, field-attachable and permanent.

Field-attachable couplings are usually secured by one of the following methods; flat bands, single bolt, double bolt or interlocking clamps.

Band clamps are generally used for applications requiring cam and groove style couplings (less than 150 psi).

Bolt clamps generally offer greater security than bands and are therefore chosen more often for higher pressure applications. They can also be retightened after a hose has been in service.

Interlocking clamp engages the fitting in a manner which prevents the clamp from sliding off the fitting, typically a bolt or U-bolt style with interlocking fingers which engage an interlock ring on the fitting.

Permanent couplings are also used in applications where you could see pressures greater than 150 psi. These end fittings are swaged, crimped or internally expanded onto the hose. Internal expansion couplings exist for full-flow applications and allow easier assembly cleaning.




Flat band clamp



Double bolt clamp



Single bolt clamp



Interlocking clamps



Cam and groove coupling



King Combination nipple coupling or "KC"



Flange end

Couplings General Information

Coupling Configuration

Coupling Configurations Examples



Short Shank

Short Shank

Low pressure air and water service

Size Range: 3/16" to 1"

Cast brass with serrated shank; GHT, NPSM or NPT male and NPSH female; washer seal

Attachment: Clamps or bands



Long Shank

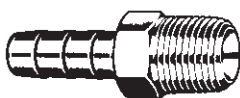
Long Shank

Medium pressure air, water, sanitary and liquids in suction or discharge service

Size Range: 3/8" to 4"

Machined steel or brass with serrated shank; NPT or NPSM male and female; thread seal to NPT and washer seal to NPSM female

Attachment: Bands or clamps



Barbed Inserts

Barbed Inserts

Low or medium pressure air, water and fluids

Size Range: 3/16" to 1"

Machined brass with serrated shank; NPT or NPTF male and rigid female, and NPSM swivel female; thread seal to NPT or NPTF female, and ball end or washer seal to NPSM female

Attachment: Bands or clamps



Interlocking


Interlocking

High pressure air and water service, steam, high pressure spray, and LPG service

Size Range: 1/4" to 6"

Plated malleable iron; insert and spud may be either steel or malleable iron; NPT male and female with ground joint or washer seal

Attachment: Four bolt or two bolt interlocking clamps



Quick Acting

Quick Acting

Low to medium pressure; air, water or oil service where frequent and fast connections must be made

Size Range: 1/4" to 2"

Plated malleable iron, stainless steel or bronze

Attachment: Interlocking clamps or bands

Couplings General Information

Coupling Configuration

Coupling Configurations Examples, continued

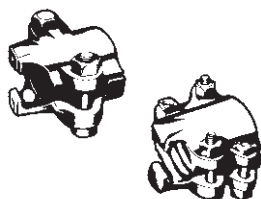


Water Suction

Water Suction

Heavy duty water discharge and suction service

Size Range: 1" to 8"
 Malleable iron, aluminum and/or brass
 Attachment: Clamps or bands

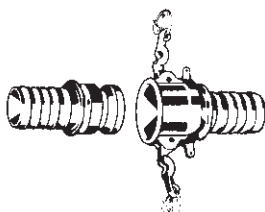


Interlocking Clamp

Interlocking Clamp

Heavy duty high pressure applications such as air, steam, water, spray, LPG service

Size Range: 9/16" to 7-3/16" hose O.D.
 Malleable iron, plated
 Attachment: Clamps bolted into position



Cam and Groove

Cam and Groove

Low and medium pressure water, petroleum and chemical transfer where fast connections are needed; also used for suction service

Size Range: 1/2" to 8"
 Aluminum, bronze, stainless steel, Monel, malleable iron; washer seal with no threads
 Attachment: Clamps, bands, or crimp/swage ferrules



Swaged or Crimped

Swaged or Crimped

For use on all types of high pressures hose

Size Range: 1-1/4" to 8"
 Couplings consist of swaged fittings having serrated steel shanks with ferrules of plated steel
 Attachment: Swaging or crimping equipment



Combination Nipple

Combination Nipple


Low or medium pressure suction and discharge of water, fluids, and material handling

Size Range: 1/2" to 12"
 Description: Tubular steel, stainless, malleable iron, aluminum or brass with serrated shank; NPT male threads, grooved, or beveled for welding
 Attachment: Clamps or bands

Couplings General Information

Coupling Configuration

Coupling Configuration Examples, continued



Steel Nipple


Steel Nipple

Low pressure air and water service

Size Range: 3/16" to 1"

Cast brass with serrated shank; GHT, NPSM or NPT male and NPSH female; washer seal

Attachment: Clamps or bands



Single Bolt Clamp


Single Bolt Clamp

Low pressure, and suction service on shank couplings, combination nipples, and pipe nipples

Size Range: 7/8" to 5-1/4" hose O.D.

Cast malleable iron, plated.

Attachment: Bolted on hose



Double Bolt Clamp

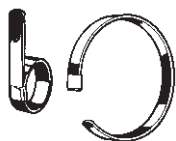
Double Bolt Clamp

Low or medium pressure, and suction service with large sizes of combination nipples, or couplings

Size Range: 3-1/2" to 17-1/2" hose O.D.

Cast malleable iron, plated, and brass

Attachment: Applied over hose and bolted into position



Band Clamp


Band Clamp

Low or medium pressure, and suction service

Size Range: 3/4" to 6" hose O.D.

Pre-formed flat stainless steel, high carbon steel

Attachment: Special locking band tool



Wire Hose Clamp

Wire Hose Clamp

Medium pressure, air, water or general purpose hose; good for hose with helical wire or corrugations; available in larger sizes for pin lug, serrated pipe nipple or combination nipples

Size Range: 5/8" to 13-1/4" hose O.D.

Pre-formed round wire made of stainless steel, galvanized steel, copper, bronze or aluminum

Attachment: Wire ends pulled and crimped with special tool or machine



Brass Ferule

Brass Ferule

Low or medium pressure air or water using general purpose hose and brass inserts

Size Range: 31/64" to 1 1/2" hose O.D

Description: Made from various gauge brass tubing; stamped with standard industrial part number

Attachment: Crimped on using either ribbed or plain die



Chemical Compatibility



Elevated temperatures can change chemical resistance ratings. Please refer to the Chemical Compatibility information prior to use. Factors such as concentration, fluid contamination, and extreme temperatures may affect these performance specification. Please consult Danfoss catalog or technical support for proper application.

Chemical Compatibility

Please refer to **Danfoss PowerSource** for the most up-to-date Fluid Compatibility information.

This information provides guidelines for the safe use of **Danfoss Industrial Hose and Tubing**. The information shown here was gathered through testing, and is accurate for controlled conditions (at 70°F unless otherwise noted). Factors such as concentration, fluid contamination, and extreme temperatures may affect these performance specifications. Contact Danfoss for recommendation and assistance.

Selection of hose: Selection of the proper hose for the application is essential to the proper operation and safe use of the hose and related equipment. Inadequate attention to selection of the hose for your application can result in serious bodily injury or property damage from spraying fluids or flying projectiles. In

order to avoid serious bodily injury or property damage resulting from selection of the wrong hose, you should carefully review the information in this catalog.

Selection of hose fittings: Selection of the proper fittings for the hose and application is essential to the proper operation and safe use of the hose and related equipment. Inadequate attention to the selection of the fittings for your application can result in serious bodily injury or property damage resulting from spraying fluids or flying projectiles. In order to avoid serious bodily injury or property damage resulting from selection of the wrong fitting, you should carefully review the information in this catalog.

WARNING – Chemical resistance properties: The following list of chemicals is offered as a guide to the chemical resistance properties of the tube material of the hoses shown. It should be used as a guide only, as the degree of resistance of any elastomer to a particular fluid depends upon such variables as temperature, concentration, pressure conditions, velocity of flow, duration of exposure, aeration, stability of the fluid, etc.

Therefore, when in doubt, it is advisable not to use the hose. If this is not practical, tests should be devised that simulate actual service conditions as nearly as possible. Danfoss offers additional technical assistance.

Fluid	Hose and Tubing material																		Metals			
	UHMW	XLPE	PVC	Nitrile	Vinyl Nitrile	Neoprene	Teflon (PTFE)	Teflon (FEP)	Nylon 6/66	EPDM	Hypalon	Natural Rubber/SBR	Hytrek	Polyurethane	CPE	EVA	LLDPE	Nylon 11	PVC / PU Blends	Brass	Steel	316 Stainless
Acetaldehyde	G	G	X	X	X	X	G	G	F	G	F	X	X	X	—	G	X	G	X	X	X	G
Acetic Acid (Concentrated)	G	G	X	X	X	X	G	G	X	G	X	X	X	X	G	X	X	X	X	X	X	G
Acetic Acid (Dilute)	G	G	F	X	X	F	G	G	X	G	F	X	G	X	G	G	G	F	X	X	X	G
Acetic Anhydride	G	G	X	G	G	X	G	G	X	G	F	X	X	X	G	X	X	X	X	X	F	F
Acetone	G	G	X	X	X	X	G	G	F	G	F	X	F	X	G	X	G	G	X	G	G	G
Acrylonitrile	G	G	G	X	X	X	G	G	—	X	X	X	—	X	G	—	—	G	X	—	G	G
Air	G	G	G	G	G	G	G	G	G	G	G	G	G	G	G	G	G	G	G	G	G	G
Alcohols:																						
Amyl Alc.	G	G	X	G	G	F	G	G	G	G	G	G	G	X	G	G	G	G	F	G	F	F
Butyl Alc., Butanol	G	G	X	G	G	G	G	G	G	G	G	—	X	G	G	G	G	X	G	G	G	
Ethyl Alc., Ethanol	G	G	F	G	G	G	G	G	G	G	G	G	G	X	G	F	G	G	G	G	F	G
Isopropyl Alcohol Isopropanol	G	G	G	G	G	G	G	G	G	G	G	G	G	X	G	G	G	G	G	G	G	G
Methyl Alcohol Methanol	G	G	X	G	G	G	G	G	G	G	G	G	G	X	G	G	G	G	F	G	F	G

G - Good F - Fair X - Not Recommended — - Insufficient Information
 ***Use Propane Approved Hose Only ◇ Use Pinpricked Hose for Gas Applications

*For Intermittent Transfer Only **Use Approved Freon Hose

Teflon is a trademark of The Chemours Company FC, LLC

Chemical Compatibility

Fluid	Hose and Tubing material																		Metals			
	UHMW	XLPE	PVC	Nitrile	Vinyl Nitrile	Neoprene	Teflon (PTFE)	Teflon (FEP)	Nylon 6/66	EPDM	Hypalon	Natural Rubber/SBR	Hytrek	Polyurethane	CPE	EVA	LLDPE	Nylon 11	PVC / PU Blends	Brass	Steel	316 Stainless
Aluminum Chloride	G	G	G	G	G	G	G	G	X	G	G	G	G	G	G	G	G	X	G	X	X	F
Aluminum Fluoride	G	G	G	G	G	F	G	G	X	G	G	G	—	G	X	G	G	X	G	X	X	X
Aluminum Hydroxide	G	G	G	G	G	G	G	G	G	G	G	—	G	G	G	G	G	G	G	X	F	G
Aluminum Nitrate	G	G	G	G	G	G	G	G	F	G	G	G	—	X	—	G	G	G	G	X	X	G
Aluminum Sulfate	G	G	G	G	G	G	G	G	F	G	G	G	G	G	G	G	G	G	G	X	X	G
Alums	G	G	G	G	G	G	G	G	G	G	G	G	X	G	G	G	G	F	G	X	X	F
Ammonia, Anhydrous	—	—	—	—	—	—	—	—	—	—	—	—	—	—	—	—	—	—	—	X	F	G
Ammonia Solution (10%)	G	G	G	G	G	F	G	G	X	G	G	F	X	X	X	—	G	G	—	X	G	G
Ammonium Chloride	G	G	G	G	G	G	G	G	X	G	G	G	G	F	G	G	G	X	G	X	G	F
Ammonium Hydroxide	G	G	X	F	F	F	G	G	X	G	G	F	X	X	G	G	G	G	F	X	F	G
Ammonium Nitrate	G	G	G	G	G	G	G	G	G	G	G	G	G	X	G	G	G	G	G	—	—	G
Ammonium Phosphate	G	G	F	G	G	G	G	G	G	G	G	G	G	F	G	G	G	G	G	X	X	G
Ammonium Sulfate	G	G	G	G	G	G	G	G	G	G	G	G	G	G	G	G	G	G	G	X	X	F
Amyl Acetate	G	G	X	X	X	X	G	G	G	F	X	X	F	X	X	X	X	G	X	G	F	G
Amyl Alcohol	G	G	X	G	G	F	G	G	G	G	G	G	G	X	G	G	G	G	X	G	F	F
Aniline	G	G	X	X	X	X	G	G	X	X	X	X	X	X	X	X	X	X	X	X	G	G
Aniline Dyes	G	G	X	F	F	F	G	G	X	G	F	F	X	X	X	X	X	X	X	X	X	F
Animal Oils and Fats	G	G	G	G	G	X	G	G	—	F	F	X	G	X	F	X	X	G	X	G	G	G
Anti—Freeze (Glycol Base)	G	G	G	G	G	G	G	G	—	G	G	G	G	X	G	G	F	G	G	G	G	G
Aqua Regia	X	X	X	X	X	X	G	F	X	X	X	X	X	X	X	X	X	X	F	—	X	X
Aromatic Hydrocarbons	G*	G*	X	X	X	X	G	G	G	X	X	X	X	X	X	—	G*	G	—	G	G	G
Asphalt Emulsion	X	X	X	G	X	X	G	G	—	X	X	X	G	X	F	X	—	G	F	G	G	G
Barium Chloride	G	G	G	G	G	G	G	G	—	G	G	G	G	G	G	G	G	G	G	X	F	G
Barium Hydroxide	G	G	G	G	G	G	G	G	G	G	G	G	X	G	G	G	G	G	X	G	G	G
Barium Sulfate	G	G	G	G	G	G	G	G	G	G	G	G	X	G	X	G	G	G	G	G	G	G
Barium Sulfide	G	G	G	G	G	G	G	G	—	G	G	G	X	G	G	G	G	X	G	X	X	G

G - Good F - Fair X - Not Recommended — - Insufficient Information *For Intermittent Transfer Only **Use Approved Freon Hose
 ***Use Propane Approved Hose Only ◇ Use Pinpricked Hose for Gas Applications

Chemical Compatibility

Fluid	Hose and Tubing material																		Metals			
	UHMW	XLPE	PVC	Nitrile	Vinyl Nitrile	Neoprene	Teflon (PTFE)	Teflon (FEP)	Nylon 6/66	EPDM	Hypalon	Natural Rubber/SBR	Hytrel	Polyurethane	CPE	EVA	LLDPE	Nylon 11	PVC / PU Blends	Brass	Steel	316 Stainless
Beet Sugar Liquors	G	G	G	G	G	G	G	G	G	X	G	G	—	X	G	G	G	G	—	X	G	G
Benzaldehyde	G	G	X	X	X	X	G	G	G	F	X	X	X	X	X	X	X	G	X	F	F	G
Benzene, Benzol	G*	G*	X	X	X	X	G	G	G	X	X	X	X	X	F	X	X	G	F	G	G	G
Benzoic Acid	G	G	X	X	X	G	G	G	X	X	X	X	X	X	G	G	G	X	G	F	X	F
Black Sulfate Liquor	G	F	X	F	F	G	G	G	X	G	F	X	G	X	X	G	G	X	G	X	G	G
Bleach Solution	F	F	F	X	X	X	G	G	X	G	F	X	F	F	G	G*	G	X	G	X	X	G
Borax Solution	G	G	G	F	F	G	G	G	—	G	G	G	G	G	G	G	G	G	G	G	G	G
Boric Acid	G	G	G	G	G	G	G	G	G	G	G	G	G	X	G	G	G	G	G	X	X	G
Brake Fluid (Glycol Ether Base)	G	G	X	X	X	F	G	G	—	G	X	X	—	X	G	—	X	G	X	G	G	G
Brine	G	G	G	G	G	G	G	G	—	G	G	G	G	X	G	G	G	G	G	—	X	F
Bromine	X	X	X	X	X	X	G	X	X	X	X	X	X	X	X	X	X	X	X	X	X	X
Butyl Acetate	G	G	X	X	X	X	G	G	—	F	X	X	F	X	F	—	X	G	X	G	G	G
Butyl Alcohol, Butanol	G	G	X	G	G	G	G	G	G	G	G	G	G	X	G	G	G	G	F	G	G	G
Calcium Bisulfite	G	G	G	G	G	G	G	G	X	G	G	G	X	G	X	G	G	G	G	X	X	X
Calcium Chloride	G	G	G	G	G	G	G	G	X	G	G	G	G	G	G	G	G	G	G	X	F	F
Calcium Hydroxide	G	G	G	F	F	G	G	G	G	G	F	G	G	X	G	G	G	G	G	F	G	G
Calcium Hypochlorite	G	G	G	F	F	F	G	G	X	G	F	X	F	X	G	G	G	X	G	F	X	F
Cane Sugar Liquors	G	G	G	G	G	G	G	G	—	G	G	G	G	X	G	G	G	G	—	F	G	G
Carbon Dioxide (Dry)	G	G	G	G	G	G	G	G	G	G	G	F	G	G	G	G	G	G	G	G	G	G
Carbon Dioxide (Wet)	G	G	G	G	G	G	G	G	G	G	G	F	—	G	—	G	G	G	G	F	G	G
Carbon Disulfide (Bisulfide)	F	X	X	X	X	X	G	G	X	X	X	X	X	G	X	—	X	X	—	G	G	G
Carbon Monoxide (Hot)	—	—	X	F	F	F	G	G	X	F	G	X	G	F	G	G	X	X	G	X	F	G
Carbon Tetrachloride	G*	G*	X	X	X	X	G	G	G	X	X	X	F	X	X	—	X	G	X	G	G	G
Carbonic Acid	G	G	G	G	G	G	G	G	—	G	G	G	X	G	X	G	G	G	G	X	X	F
Castor Oil	G	G	G	G	G	F	G	G	—	F	G	X	F	F	G	X	X	G	G	G	G	G
Cellosolve Acetate	G	G	X	X	X	X	G	G	—	F	F	X	X	X	X	—	G	G	X	X	G	G
Chlorinated Solvents	G*	G*	X	X	X	X	G	G	G	X	X	X	X	X	X	—	X	F	X	G	G	F

G - Good F - Fair X - Not Recommended — - Insufficient Information *For Intermittent Transfer Only **Use Approved Freon Hose
 ***Use Propane Approved Hose Only ◇ Use Pinpricked Hose for Gas Applications

Chemical Compatibility

Fluid	Hose and Tubing material																		Metals			
	UHMW	XLPE	PVC	Nitrile	Vinyl Nitrile	Neoprene	Teflon (PTFE)	Teflon (FEP)	Nylon 6/66	EPDM	Hypalon	Natural Rubber/SBR	Hytrel	Polyurethane	CPE	EVA	LLDPE	Nylon 11	PVC / PU Blends	Brass	Steel	316 Stainless
Chloroacetic Acid	G	G	X	X	X	X	G	G	X	F	X	X	X	X	X	X	X	X	F	X	X	F
Chlorobenzene	G*	G*	X	X	X	X	G	G	X	X	X	X	X	X	—	X	X	X	X	F	F	G
Chlorine Gas (Dry)	X	X	X	X	X	X	G	X	X	X	X	X	X	X	X	X	X	X	G	F	F	G
Chlorine Gas (Wet)	X	X	X	X	X	X	G	X	X	X	X	X	X	X	X	X	X	X	F	X	X	X
Chloroform	G*	G*	X	X	X	X	G	G	G	X	X	X	X	X	X	X	X	F	U	G	G	G
Chlorosulfonic Acid	F*	F*	X	X	X	X	G	G	X	X	X	X	X	X	X	X	X	X	X	X	F	X
Chromic Acid (under 25%)	G	X	F	X	X	X	G	G	X	G	G	X	X	X	X	G	F	X	G	X	X	G
Chromic Acid (25-40%)	G	X	X	X	X	X	G	G	X	G	G	X	X	X	X	F	X	X	F	X	X	F
Citric Acid	G	G	G	F	F	G	G	G	F	G	G	G	G	X	X	G	G	X	G	X	X	G
Coke Oven Gas	X	X	X	X	X	X	G	G	—	X	X	X	—	X	X	—	G	—	G	F	G	G
Copper Chloride	G	G	G	G	G	F	G	G	X	G	G	G	G	G	X	G	G	X	G	X	X	G
Copper Cyanide	G	G	G	G	G	F	G	G	G	G	G	G	—	G	—	G	G	G	G	X	X	G
Copper Sulfate	G	G	G	G	G	G	G	G	G	G	G	G	G	G	G	G	G	G	G	X	X	G
Corn Syrup (Non-food)	G	G	G	G	G	F	G	G	—	G	F	F	G	G	—	G	G	G	G	—	G	G
Cottonseed Oil	G	G	F	G	G	X	G	G	—	F	F	X	G	G	G	G	G	G	G	G	G	G
Creosote	G	G	X	F	F	X	G	G	X	X	F	X	X	F	F	X	X	X	X	F	—	G
Cresol	G	G	X	X	X	X	G	G	X	X	X	X	X	X	G	X	X	X	—	—	G	G
Cyclohexanol	G	G	X	F	F	F	G	G	G	G	F	—	—	G	G	F	G	X	G	F	G	
Dextrose (Food Grade)	G	X	X	X	X	X	G	G	X	X	X	X	X	X	X	G	G	X	—	—	—	G
Dichlorobenzene	G*	G*	X	X	X	X	G	G	—	X	X	X	X	X	X	X	X	G	X	—	—	G
Diesel Fuel	G	G	X	G	G	X	G	G	—	X	F	X	F	F	G	—	X	G	—	G	G	G
Diethanolamine	G	G	X	F	X	X	G	G	—	G	X	F	X	X	—	—	—	G	—	X	G	G
Diethylene-triamine	G	G	X	F	X	X	G	G	X	G	X	F	—	X	—	—	G	X	—	—	—	—
Dowtherm A	—	—	X	X	X	X	G	G	X	X	X	X	X	—	X	X	X	X	X	X	F	G
Enamel (Solvent Base)	G	G	X	F	F	X	G	G	—	X	X	X	G	—	G	—	G	G	—	G	—	G
Ethanolamine	G	G	X	F	F	X	G	G	—	G	X	G	—	X	—	—	G	G	—	X	G	G
Ethers (Ethyl Ether)	G	G	X	X	X	X	G	G	—	X	X	X	X	X	G	X	X	G	X	G	G	G
Ethyl Alcohol	G	G	F	G	G	G	G	G	G	G	G	G	G	G	F	G	G	G	F	G	G	G

G - Good F - Fair X - Not Recommended — - Insufficient Information *For Intermittent Transfer Only **Use Approved Freon Hose
 ***Use Propane Approved Hose Only ◇ Use Pinpricked Hose for Gas Applications

Chemical Compatibility

Fluid	Hose and Tubing material																		Metals			
	UHMW	XLPE	PVC	Nitrile	Vinyl Nitrile	Neoprene	Teflon (PTFE)	Teflon (FEP)	Nylon 6/66	EPDM	Hypalon	Natural Rubber/SBR	Hytrel	Polyurethane	CPE	EVA	LLDPE	Nylon 11	PVC / PU Blends	Brass	Steel	316 Stainless
Ethyl Acetate	G	G	X	X	X	X	G	G	G	G	X	X	F	X	F	F	G	G	X	G	G	G
Ethyl Acrylate	G	G	X	X	X	X	G	G	—	F	X	X	—	X	F	—	—	X	X	—	G	G
Ethyl Methacrylate	G	G	X	X	X	X	G	G	—	F	X	X	—	X	F	—	—	X	—	—	G	G
Ethylamine	G	G	X	X	X	X	G	G	X	F	X	X	—	X	—	—	G	X	—	G	—	G
Ethyl Cellulose	G	G	X	F	F	F	G	G	—	F	F	G	—	F	G	—	G	F	—	F	G	F
Ethyl Chloride	G*	G*	X	X	X	X	G	G	—	X	X	X	X	F	X	X	X	G	X	F	F	G
Ethylene-diamine	G	G	X	F	X	G	G	G	X	G	F	G	—	X	—	—	G	X	—	G	G	G
Ethylene Dibromide	G	G	X	X	X	X	G	G	—	X	X	X	—	X	—	—	—	F	—	—	—	—
Ethylene Dichloride	G*	G*	X	X	X	X	G	G	—	X	X	X	X	X	X	X	X	F	X	G	X	X
Ethylene Glycol	G	G	G	G	G	G	G	G	G	G	G	G	G	F	G	G	G	G	G	F	G	G
Ethylene Oxide	G	G	X	X	X	X	G	G	—	X	X	X	G	X	X	X	X	G	X	X	F	F
Fatty Acids	G	G	G	F	F	X	G	G	G	F	X	X	G	—	F	F	G	G	G	F	F	G
Ferric Chloride 5%	G	G	G	G	G	G	G	G	G	G	G	G	—	F	G	G	G	G	G	X	X	X
Ferric Sulfate	G	G	G	G	G	G	G	G	G	G	G	G	G	—	G	G	G	G	G	X	X	F
Fertilizer Salts Solution	G	G	G	F	F	F	G	G	—	G	G	G	—	—	—	—	F	G	—	—	—	G
Formaldehyde	G	G	X	F	F	F	G	G	G	G	X	F	F	X	G	G	G	X	G	F	X	G
Formic Acid	G	G	X	F	F	F	G	G	X	G	X	X	X	X	G	G	G	X	—	F	X	G
Freon 12**	—	—	—	—	—	—	G	—	—	—	—	—	—	—	—	—	—	—	—	G	G	G
Freon 134a**	—	—	—	—	—	—	G	—	—	—	—	—	—	—	—	—	—	—	—	—	G	G
Fuel Oil	G	G	F	G	G	F	G	G	—	X	X	X	—	F	G	X	X	G	G	F	G	G
Furfural	G	G	X	X	X	X	G	G	X	F	F	X	—	—	F	X	X	X	X	F	G	G
Gasoline (Refined)	G	G	X	F	F	X	G	G	G	X	X	X	G	F	G	—	X	G	X	G	G	G
Gasoline (Unleaded)	G	G	X	G	G	X	G	G	G	X	F	X	X	X	G	—	X	G	F	G	G	G
Gasoline (10% Ethanol)	G	G	X	G	G	X	G	G	G	X	X	X	X	X	—	—	X	G	F	G	G	G
Gasoline (10% Methanol)	G	G	X	F	F	X	G	G	G	X	X	X	X	X	—	—	X	G	F	G	G	G
Glucose (Non-food)	G	G	G	G	G	G	G	G	G	G	G	G	G	G	G	G	G	G	G	G	G	G
Glycerine, Glycerol (Non-food)	G	G	G	G	G	G	G	G	G	G	G	G	G	X	G	G	G	G	G	G	G	G
Greases	G	G	G	G	G	F	G	G	G	X	F	X	G	G	G	—	G	G	G	G	G	G
Green Sulfate Liquor	G	G	G	F	F	F	G	G	X	G	G	G	X	G	X	G	G	X	F	X	X	G
Heptane	G	G	X	G	G	F	G	G	G	X	F	X	G	F	G	X	X	G	G	G	G	G

G - Good F - Fair X - Not Recommended — - Insufficient Information *For Intermittent Transfer Only **Use Approved Freon Hose
 ***Use Propane Approved Hose Only ◇ Use Pinpricked Hose for Gas Applications

Chemical Compatibility

Fluid	Hose and Tubing material																		Metals			
	UHMW	XLPE	PVC	Nitrile	Vinyl Nitrile	Neoprene	Teflon (PTFE)	Teflon (FEP)	Nylon 6/66	EPDM	Hypalon	Natural Rubber/SBR	Hytrel	Polyurethane	CPE	EVA	LLDPE	Nylon 11	PVC / PU Blends	Brass	Steel	316 Stainless
Hexane	G	G	X	G	G	F	G	G	G	X	F	X	G	F	G	X	X	G	X	G	G	G
Houghto Safe 273 to 640	G	G	F	G	G	G	G	—	G	—	F	—	X	G	—	G	G	—	G	G	G	
Houghto Safe 5046, 5047F	G	G	G	G	G	G	G	—	X	X	X	G	X	G	—	G	G	—	G	G	G	
Houghto Safe 1000 Series	G	G	X	X	X	X	G	G	—	G	X	X	—	X	—	—	X	G	—	G	G	G
Hydraulic Oils:																						
Straight Petroleum Base	G	G	G	G	G	F	G	G	G	X	F	X	G	G	G	F	G	G	G	G	G	G
Water Petroleum Emulsion	G	G	—	G	G	F	G	G	—	X	F	X	G	X	G	—	F	G	—	G	G	G
Water Glycol	G	G	X	G	G	G	G	G	G	G	X	F	X	X	G	—	—	G	—	G	G	G
Hydraulic Oils:																						
Straight Phosphate Ester	G	G	X	X	X	X	G	G	G	G	X	X	—	X	G	—	X	G	—	G	G	G
Phos. Ester/Petroleum Blend	G	G	X	X	X	X	G	G	G	X	X	X	—	X	G	—	X	G	—	G	G	G
Polyol Ester	G	G	—	G	G	X	G	G	—	X	—	X	—	G	G	—	—	G	—	G	G	G
Hydrobromic Acid (under 48%)	G	G	G	X	X	X	G	G	X	G	G	X	X	X	G	G	G	X	G	X	X	X
Hydrochloric Acid	G	G	G	X	X	X	G	G	X	G	G	X	X	X	G	G	G	X	G	X	X	X
Hydrocyanic Acid	G	G	G	F	F	X	G	G	X	F	G	X	X	—	X	G	G	X	F	X	F	G
Hydrofluoric Acid (under 50%)	G	G	F	X	X	X	G	G	X	F	G	X	X	X	X	G	F	X	G	X	X	G
Hydrofluoric Acid (over 50%)	G	G	X	X	X	X	G	G	X	X	G	X	X	X	X	G	X	X	G	X	X	G
Hydrofluosilicic Acid	G	G	G	F	F	X	G	G	X	G	G	X	—	—	G	—	G	X	—	X	X	X
Hydrogen	—	—	—	—	—	—	—	—	—	—	—	—	—	—	F	—	—	F	—	—	G	
Hydrogen Peroxide	F	F	—	X	X	X	G	G	X	F	X	X	—	—	G	X	G	X	F	X	X	G
Hydrogen Sulfide	G	G	G	X	X	X	G	G	X	X	F	X	G	—	X	G	G	X	G	F	F	F
Hydrolube	G	G	G	G	G	F	G	G	—	G	—	—	F	X	—	—	G	G	—	G	G	G
Iodine	F	F	X	F	X	X	G	G	X	G	G	X	—	X	G	X	X	X	X	X	X	X
Isocyanates	G	X	X	X	X	X	G	—	X	X	X	X	X	X	X	—	X	X	—	—	—	—
Isopropyl Alcohol, Isopropanol	G	G	G	G	G	G	G	G	G	G	G	G	G	X	G	—	G	G	G	G	G	G
Isopropylamine	G	G	X	X	X	F	G	G	—	F	X	F	—	—	—	—	—	X	—	G	—	G
Iso-Octane	G	G	X	G	G	F	G	G	G	X	F	X	G	X	G	—	X	G	X	G	G	G
Jet Fuel (Transfer Only)	G	G	X	G	G	F	G	G	G	X	X	X	G	F	G	—	X	G	X	G	F	G

G - Good F - Fair X - Not Recommended — - Insufficient Information *For Intermittent Transfer Only **Use Approved Freon Hose
 ***Use Propane Approved Hose Only ◇ Use Pinpricked Hose for Gas Applications

Chemical Compatibility

Fluid	Hose and Tubing material																			Metals		
	UHMW	XLPE	PVC	Nitrile	Vinyl Nitrile	Neoprene	Teflon (PTFE)	Teflon (FEP)	Nylon 6/66	EPDM	Hypalon	Natural Rubber/SBR	Hytrel	Polyurethane	CPE	EVA	LLDPE	Nylon 11	PVC / PU Blends	Brass	Steel	316 Stainless
Kerosene	G	G	X	G	G	F	G	G	G	X	F	X	F	G	G	X	X	G	X	G	G	G
Lacquer	G	G	X	X	X	X	G	G	G	X	X	X	X	X	F	X	F	G	X	G	X	G
Lacquer Solvents	G	G	X	X	X	X	G	G	G	X	X	X	F	X	F	X	F	G	X	G	X	G
Lactic Acid	G	G	G	X	X	G	G	G	G	F	G	X	X	X	X	G	G	G	G	F	F	G
Lime Sulfur	G	G	G	X	X	G	G	G	F	G	F	F	—	—	—	G	G	G	G	X	—	G
Lindol	G	G	—	X	X	X	G	G	G	G	X	X	—	X	—	—	—	G	X	F	G	G
Linseed Oil	G	G	G	G	G	X	G	G	G	X	F	X	F	F	G	X	G	G	G	F	G	G
Lubricating Oils	G	G	G	G	G	F	G	G	G	X	F	X	G	F	G	X	G	G	G	G	G	G
Lye	G	G	G	F	F	G	G	G	F	G	G	G	—	X	F	—	G	G	—	F	X	G
Magnesium Chloride	G	G	G	G	G	G	G	G	G	G	G	G	—	G	G	G	G	G	G	F	F	G
Magnesium Hydroxide	G	G	G	F	F	G	G	G	G	G	F	G	—	X	G	G	G	G	G	G	G	G
Magnesium Sulfate	G	G	G	G	G	G	G	G	G	G	G	G	—	—	G	G	G	G	G	F	G	G
Mercuric Chloride	G	G	F	F	F	G	G	G	X	G	G	F	—	—	X	G	G	X	G	X	X	X
Mercury	G	G	F	G	G	G	G	G	G	G	G	F	G	G	G	G	G	G	G	X	G	G
Methyl Alc., Methanol	G	G	X	G	G	G	G	G	G	G	G	G	G	F	G	G	G	G	X	F	G	G
Methyl Acrylate	G	G	X	X	X	X	G	G	X	F	X	X	—	X	X	—	—	X	—	G	G	G
Methyl Bromide	X	X	X	X	X	X	G	G	F	X	X	X	X	X	X	X	X	G	X	G	G	G
Methyl Chloride	G*	G*	X	X	X	X	G	G	G	X	X	X	X	X	F	X	X	G	X	G	G	G
Methylene Chloride	G*	G*	X	X	X	X	G	G	F	X	X	X	X	X	X	X	X	F	X	G	G	G
Methyl-t-Butyl Ether (MTBE)	G	G	X	F	F	X	G	G	G	X	X	X	—	—	G	—	—	G	—	—	G	G
Methyl Ethyl Ketone	G	G	X	X	X	X	G	G	F	X	X	G	X	X	X	G	G	X	G	G	G	G
Methyl Iso-butyl Ketone	G	G	X	X	X	X	G	G	G	F	X	X	—	X	X	X	G	G	X	G	G	G
Methyl Iso-propyl Ketone	G	G	X	X	X	X	G	G	G	F	X	X	—	X	X	—	G	G	X	G	G	G
Methyl Methacrylate	G	G	X	X	X	X	G	G	—	X	X	X	—	X	X	—	—	G	—	—	G	G
Mineral Oil	G	G	F	G	G	F	G	G	G	X	F	X	G	G	G	X	X	G	G	G	G	G
Mineral Spirits	G	G	X	G	G	F	G	G	G	X	X	X	G	F	G	—	G	G	—	G	G	G
Naphtha	G	G	X	F	F	F	G	G	G	X	X	X	G	F	G	X	G	G	X	F	G	G
Napthalene	G	G	X	X	X	X	G	G	G	X	X	X	F	F	G	X	X	G	X	F	G	G

G - Good F - Fair X - Not Recommended — - Insufficient Information *For Intermittent Transfer Only **Use Approved Freon Hose
 ***Use Propane Approved Hose Only ◇ Use Pinpricked Hose for Gas Applications

Chemical Compatibility

Fluid	Hose and Tubing material																		Metals			
	UHMW	XLPE	PVC	Nitrile	Vinyl Nitrile	Neoprene	Teflon (PTFE)	Teflon (FEP)	Nylon 6/66	EPDM	Hypalon	Natural Rubber/SBR	Hytrek	Polyurethane	CPE	EVA	LLDPE	Nylon 11	PVC / PU Blends	Brass	Steel	316 Stainless
Nickel Acetate	G	G	G	X	X	G	G	G	G	G	G	—	X	—	G	G	G	G	G	G	G	G
Nickel Chloride	G	G	G	G	G	F	G	G	G	G	G	X	X	G	G	G	G	G	G	X	X	F
Nickel Sulfate	G	G	G	G	G	F	G	G	G	G	G	—	F	G	G	G	G	G	X	X	G	
Nitric Acid (under 35%)	G	F*	G	X	X	X	G	G	X	F	F	X	X	X	X	G	F*	X	G	X	X	G
Nitric Acid (35% to 60%)	F	X	F	X	X	X	G	G	X	X	X	X	X	X	X	X	X	X	X	X	X	G
Nitric Acid (over 60%)	X	X	X	X	X	X	G	G	X	X	X	X	X	X	X	X	X	X	X	X	X	G
Nitrobenzene	G	G	X	X	X	X	G	G	—	X	X	X	X	X	X	X	X	X	F	G	G	
Nitrogen Gas ◇	G	G	G	G	G	G	G	G	G	G	G	—	G	G	—	G	G	—	G	G	G	
Nitrous Oxide	G	G	X	X	X	X	G	G	F	X	X	G	X	X	X	—	X	F	G	G	G	
Oleic Acid	G	G	F	F	F	X	G	G	G	F	F	X	G	F	G	X	G	G	F	F	G	
Oleum (Fuming Sulfuric Acid)	X	X	X	X	X	X	G	G	X	X	X	X	X	X	X	X	X	X	X	F	G	
Oxalic Acid	G	G	G	X	X	X	G	G	X	G	X	X	—	G	G	G	X	G	F	X	G	
Oxygen (non-breathing, non-welding) ◇	G	G	G	F	F	G	G	G	G	G	G	F	G	G	G	G	G	G	G	G	G	
Ozone (300 pphm)	F	F	X	X	X	X	G	G	X	G	G	X	X	G	G	X	X	X	—	F	G	
Paint (Solvent Base)	G	G	X	F	F	X	G	G	G	X	X	X	—	X	—	—	F	G	—	G	G	G
Palmitic Acid	G	G	F	F	F	F	G	G	G	F	X	X	G	X	G	F	G	G	F	X	F	F
Paper Mill Liquors	G	G	X	F	F	F	G	G	X	G	F	F	X	X	—	—	X	X	—	—	—	—
Pentane	G	G	X	G	G	F	G	G	—	X	F	X	G	X	G	—	X	G	X	G	G	G
Perchloroethylene	G*	G*	X	X	X	X	G	G	G	X	X	X	X	X	X	—	F	X	F	F	G	G
Petroleum Ether	G	G	X	G	F	X	G	G	G	X	X	X	—	G	G	X	X	G	F	G	G	G
Petroleum Oils	G	G	G	G	G	F	G	G	G	X	F	X	G	G	G	—	G	G	—	G	G	G
Phenol	G	G	X	X	X	X	G	G	X	X	X	X	—	G	X	X	X	X	F	X	F	
Phosphoric Acid (to 85%)	G	G	G	X	X	F	G	G	X	G	G	F	X	X	X	G	G	X	G	X	X	F
Picric Acid (Molten)	X	X	X	X	X	X	G	G	X	X	F	X	X	X	X	G	X	X	X	X	X	F
Picric Acid (Solution)	G	G	X	F	F	X	G	G	X	F	G	X	X	F	X	G	X	X	X	X	X	F
Potassium Chloride	G	G	G	G	G	G	G	G	G	G	G	—	G	G	G	G	G	G	F	X	G	

G - Good F - Fair X - Not Recommended — - Insufficient Information *For Intermittent Transfer Only **Use Approved Freon Hose
 ***Use Propane Approved Hose Only ◇ Use Pinpricked Hose for Gas Applications

Chemical Compatibility

Fluid	Hose and Tubing material																			Metals		
	UHMW	XLPE	PVC	Nitrile	Vinyl Nitrile	Neoprene	Teflon (PTFE)	Teflon (FEP)	Nylon 6/66	EPDM	Hypalon	Natural Rubber/SBR	Hytrek	Polyurethane	CPE	EVA	LLDPE	Nylon 11	PVC / PU Blends	Brass	Steel	316 Stainless
Potassium Cyanide	G	G	G	G	G	G	G	G	G	G	G	G	G	G	F	G	G	F	X	G	G	
Potassium Dichromate	G	G	G	X	X	X	G	—	G	X	X	—	G	G	G	G	F	G	X	G	G	
Potassium Hydroxide	G	G	G	F	F	F	G	G	F	G	G	F	X	G	G	G	G	G	F	X	G	
Potassium Permanganate	G	G	G	X	X	X	G	G	X	G	G	G	X	X	—	X	G	X	G	—	—	—
Potassium Sulfate	G	G	G	G	G	G	G	G	G	G	G	—	G	G	G	G	G	G	F	F	G	
Propane Liquid***	—	—	—	G	—	—	—	G	—	—	—	—	—	—	X	—	—	—	G	G	G	
Propylene Glycol	G	G	F	G	F	G	G	G	—	G	G	G	—	G	G	G	G	—	F	G	G	
Pyridine	G	G	X	X	X	X	G	G	X	F	X	X	X	X	—	G	X	—	F	G	G	
Sea Water	G	G	G	G	G	G	G	G	G	G	G	G	X	G	G	G	G	G	G	F	G	
Silver Nitrate	G	G	G	G	G	G	G	G	G	G	G	—	G	—	G	G	G	G	X	X	F	
Skydrol	G	G	X	X	X	X	G	G	G	G	X	X	—	X	G	—	X	G	—	G	G	G
Soap Solution	G	G	G	G	G	F	G	G	G	G	G	X	G	G	G	X	G	G	G	G	G	
Sodium Bicarbonate	G	G	G	G	G	G	G	G	G	G	G	G	G	G	G	G	G	G	F	F	G	
Sodium Bisulfate	G	G	G	G	G	G	G	G	G	G	G	X	G	G	G	G	G	G	F	F	F	
Sodium Bisulfite	G	G	G	G	G	G	G	G	G	G	G	G	G	G	G	G	G	G	F	X	G	
Sodium Borate	G	G	G	G	G	G	G	G	G	G	G	G	G	—	—	G	G	—	G	G	G	
Sodium Carbonate	G	G	G	G	G	G	G	G	G	G	G	G	G	G	G	G	G	G	X	G	G	
Sodium Chloride	G	G	G	G	G	G	G	G	G	G	G	G	G	G	G	G	G	G	X	F	G	
Sodium Cyanide	G	G	G	G	G	G	G	G	G	G	G	G	G	G	G	G	G	G	X	F	G	
Sodium Hydroxide	G	G	G	F	F	G	G	G	F	G	G	—	X	F	G	G	G	F	F	X	G	
Sodium Hypochlorite	G	G	G	X	X	X	G	G	X	G	G	X	G	X	F	G	X	G	X	X	F	
Sodium Nitrate	G	G	G	G	G	F	G	G	G	G	G	G	F	G	G	G	G	G	F	G	G	
Sodium Perborate	G	G	G	G	G	X	G	G	F	G	X	G	G	X	X	—	G	G	—	F	F	G
Sodium Peroxide	G	G	X	F	F	F	G	G	X	G	F	X	G	X	X	—	X	G	—	X	F	G
Sodium Phosphates	G	G	G	G	G	F	G	G	G	G	G	G	G	X	G	G	G	G	F	F	F	
Sodium Silicate	G	G	G	G	G	G	G	G	G	G	G	G	G	G	G	G	G	G	F	F	G	

G - Good F - Fair X - Not Recommended — - Insufficient Information *For Intermittent Transfer Only **Use Approved Freon Hose

***Use Propane Approved Hose Only ◇ Use Pinpricked Hose for Gas Applications

Chemical Compatibility

Fluid	Hose and Tubing material																		Metals			
	UHMW	XLPE	PVC	Nitrile	Vinyl Nitrile	Neoprene	Teflon (PTFE)	Teflon (FEP)	Nylon 6/66	EPDM	Hypalon	Natural Rubber/SBR	Hytrel	Polyurethane	CPE	EVA	LLDPE	Nylon 11	PVC / PU Blends	Brass	Steel	316 Stainless
Sodium Sulfate	G	G	G	G	G	G	G	G	G	G	G	G	G	G	G	G	G	G	G	F	F	G
Sodium Sulfide	G	G	G	G	G	G	G	G	G	G	G	G	G	G	G	G	G	G	G	X	X	G
Sodium Thiosulfate	G	G	G	G	G	G	G	G	G	G	G	—	G	G	G	G	G	G	G	X	X	G
Soybean Oil	G	G	F	G	G	F	G	G	—	F	G	X	G	G	G	—	G	G	—	G	G	G
Stannic Chloride	G	G	G	G	G	X	G	G	X	G	G	G	G	G	G	G	G	F	G	X	X	X
Steam 450°F	X	X	X	X	X	X	G	G	X	G	X	X	X	X	X	—	X	X	—	F	F	G
Stearic Acid	G	G	F	F	F	F	G	G	G	F	F	X	G	G	G	G	G	G	F	X	X	G
Stoddard Solvent	G	G	X	G	G	F	G	G	G	X	X	X	G	G	G	X	X	G	G	G	G	G
Styrene	G*	G*	X	X	X	X	G	G	G	X	X	X	X	X	X	—	X	G	X	G	G	G
Sulfur 70°F	G	G	F	X	X	G	G	G	G	G	G	X	G	F	G	G	G	G	G	X	X	G
Sulfur 200°F	X	X	X	X	X	X	G	G	X	X	G	X	X	X	X	—	X	X	—	X	X	G
Sulfur Chloride	G	G	X	X	X	X	G	G	X	X	F	X	X	X	G	—	G	X	—	X	X	X
Sulfur Dioxide	X	X	X	X	X	X	G	G	X	G	X	X	X	X	X	X	X	X	F	X	—	G
Sulfuric Acid (under 50%)	G	G	G	X	X	X	G	G	X	G	G	X	X	X	X	G	G	X	G	X	X	X
Sulfuric Acid (51% to 70%)	G	G	G	X	X	X	G	G	X	F	G	X	X	X	X	X	X	X	F	X	X	X
Sulfuric Acid (71% to 95%)	G	F	X	X	X	X	G	G	X	F	F	X	X	X	X	X	X	X	G	X	X	X
Sulfuric Acid (96% to 98%)	G	X	X	X	X	X	G	G	X	X	X	X	X	X	X	X	X	X	X	X	X	X
Tannic Acid	G	G	G	F	F	F	G	G	X	G	G	G	G	G	G	G	G	X	G	F	X	G
Tar	X	X	X	F	F	F	G	G	G	X	X	X	G	F	F	—	X	X	—	F	F	G
Tartaric Acid	G	G	G	G	G	F	G	G	G	G	G	G	—	G	G	G	G	G	F	X	F	
Tetrachloroethane	G*	G*	X	X	X	X	G	G	—	X	X	X	X	X	X	—	F	F	X	—	—	G
Tetrahydrofuran (THF)	G	G	X	X	X	X	G	G	—	X	X	X	—	X	—	X	X	G	X	—	—	G
Toluene	G*	G*	X	X	X	X	G	G	G	X	X	X	X	X	X	X	G*	G	X	G	G	G
Transmission Oil (Petrol. Base)	G	G	G	G	G	F	G	G	G	X	F	X	G	G	G	X	G	G	—	G	G	G
Trichloroethane	G*	G*	X	X	X	X	G	G	G	X	X	X	X	X	X	—	G*	F	—	G	G	G
Trichloroethylene	G*	G*	X	X	X	X	G	G	G	X	X	X	X	X	X	X	G*	F	—	G	G	G
Tung Oil	G	G	—	G	G	F	G	G	—	X	F	X	G	F	X	—	—	G	—	F	G	G
Turpentine	G	G	X	F	F	X	G	G	G	X	X	X	F	X	F	X	G	G	G	F	G	G
Urea (Water Solution)	G	G	G	X	X	G	G	G	G	G	G	G	G	G	G	G	G	G	G	—	G	G

G - Good F - Fair X - Not Recommended — - Insufficient Information *For Intermittent Transfer Only **Use Approved Freon Hose
 ***Use Propane Approved Hose Only ◇ Use Pinpricked Hose for Gas Applications

Chemical Compatibility

Fluid	Hose and Tubing material																	Metals				
	UHMW	XLPE	PVC	Nitrile	Vinyl Nitrile	Neoprene	Teflon (PTFE)	Teflon (FEP)	Nylon 6/66	EPDM	Hypalon	Natural Rubber/SBR	Hytrel	Polyurethane	CPE	EVA	LLDPE	Nylon 11	PVC / PU Blends	Brass	Steel	316 Stainless
Uric Acid	G	G	G	—	—	—	G	G	G	—	—	—	X	X	—	G	G	G	G	—	—	F
Varnish	G	G	X	X	X	X	G	G	G	X	X	X	—	X	F	X	G	G	X	G	G	G
Vegetable Oil (Non-food)	G	G	F	G	G	X	G	G	G	X	G	X	—	G	—	X	G	G	G	G	G	G
Vinegar	G	G	G	F	F	G	G	G	X	G	G	F	—	X	F	G	G	G	—	X	F	G
Vinyl Acetate	G	G	X	X	X	X	G	G	—	F	X	X	—	X	—	X	—	G	X	F	G	G
Water (non-potable)	G	G	G	G	G	G	G	G	G	G	G	G	G	G	G	G	G	G	G	F	F	G
Water—Glycol Mixture	G	G	X	G	G	G	G	G	G	G	X	F	X	X	G	G	—	G	G	G	G	G
Water—Petroleum Mixture	G	G	—	G	G	F	G	G	G	X	F	X	G	X	G	G	F	G	G	G	G	G
Xylene	G*	G*	X	X	X	X	G	G	G	X	X	X	F	X	X	X	G*	G	X	G	G	G
Zinc Chloride	G	G	G	G	G	G	G	G	X	G	G	G	X	G	X	G	G	X	G	X	X	X
Zinc Sulfate	G	G	G	G	G	G	G	G	G	G	G	G	—	G	X	G	G	G	G	X	X	G

G - Good F - Fair X - Not Recommended — - Insufficient Information *For Intermittent Transfer Only **Use Approved Freon Hose
 ***Use Propane Approved Hose Only ◇ Use Pinpricked Hose for Gas Applications



General Hose Information



General Hose Information

Hose Construction

Danfoss' world-class manufacturing facility in Cerkezkoy, Turkey, has over 1 million square feet of hose manufacturing capacity making it one of the largest industrial hose plants in the world.

Hose Construction

A hose consists of three components including the tube, reinforcement, and cover. Each component serves an important function in contributing to the overall performance of the hose.

Components of a hose:

Tube functions:

- Conveys media
- Temperature resistant
- Protects reinforcement and cover
- Dissipates static electricity

Reinforcement functions:

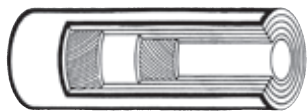
- Supports pressure/vacuum
- Supports tube
- Controls elongation/shrinking of hose OD/ID
- Helps fitting retention

Reinforcement types:

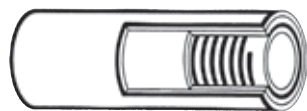
- 1) Braid - carbon steel or fiber
- 2) Spiral - carbon steel or fiber
- 3) Helical - carbon steel



Braid reinforcement



Spiral reinforcement



Helical reinforcement

Cover functions:

- Protects reinforcement from external environment
- Provides weather, abrasion, chemical, temperature, and ozone resistance

Hose Selection

Selecting the proper hose for an application is critical to ensure safety of people and property, as well as long hose life. Therefore, it is important to understand the factors involved.

Factors include:

- Application
- Pressure and/or suction
- Environment
- Temperature
- Size
- Flexibility
- Bend radius
- Weight
- Compatibility with material conveyed

Application

The first step in properly selecting a hose is to identify the application and material to be transferred. Then consider the hoses available for that type of service. Danfoss Industrial hose is intended for specific applications and materials.



WARNING Hose use and care: Never use a hose to transfer material it is not specifically meant to transfer. Doing so could deteriorate the hose and result in leaking, hose bursting, or end blow-offs. This could lead to serious personal injury or death. Always transfer material in a hose that is designed specifically to transfer that material.

A special application consideration, especially in gases, petroleum-based liquids, volatile solvents, and dry material transfer applications, is whether the velocity of the material being transferred will cause static buildup. This, in turn, can cause an explosion.

According to ARPM Hose Handbook 8th edition 2009:

Electrical engineers differ in opinion on the effects of static electricity and the means of dissipating it. In handling gasoline and other petroleum-based liquids, recognized national associations and companies have conflicting opinions on the need for conductive hoses.

General Hose Information

Hose Construction

Until a consensus is reached among all associations, laboratories and users and a standard practice is established, it is essential that the user determine the need for a static bonded hose based on (a) the intended use of the hose, (b) instructions from the company's Safety Division, (c) the insurer, and (d) the laws of the states in which the hose will be used.

Some types of hose include a body reinforcing wire. This wire can be used for electrical continuity provided that proper contact is made between it and the hose coupling. This can be done by extending the body wire to the ends of the hose, or by attaching a light static wire to the outermost coils of the body wire. This lighter wire is led through the ends of the hose and attached to the couplings. In nonwire reinforced hose, a static wire can be included in the hose body.

The tendency has been toward a grounding connection completely separate from the hose or to have the tube or cover of the hose conducting. Examples would be sand blast hose with conducting tube or aircraft fueling hose with a conducting cover.

An internal static wire could break or lose contact with the couplings and not be detected visually. This could occur from an unusual stress imposed on the hose.

Finally, be aware that many industries have governing agencies that issue mandatory or suggested guidelines for the use of hose in certain applications.

Pressure & Suction


The selected hose and coupling must be able to continually withstand the maximum pressure that will be generated in the application.

⚠️ WARNING Hose use and care: Consider both working pressure and pressure surges when determining "maximum" pressure. Failure to select a hose that meets both these requirements could lead to end blow-offs, hose leakage, and hose bursting. The result could be serious injury or death. The Danfoss Industrial hose you choose must meet or exceed the required working pressure, and must have a safety factor to allow for surge pressure.

It may be reassuring to know that every length of Danfoss Industrial chemical transfer hose is pressure tested to 1-1/2 times the working pressure before it is packaged and shipped.

⚠️ CAUTION In suction applications, suction (or vacuum) considerations are as critical to hose life as pressure considerations. Hoses in these applications are vulnerable to crushing forces because the atmospheric pressure outside the hose is greater than the pressure inside the hose. A hose not having the proper suction rating for your applications may collapse and result in equipment failure.

Danfoss Industrial suction hoses have helical wire



reinforcement and are rated for full vacuum. "Inches of mercury" is the standard of measurement for vacuum. Full vacuum is equal to 29.92 inches of mercury.

Environment & Compatibility

Environment refers to both the external environment and the internal environment in which the hose will be working. Different components of the hose will be affected by these two types of environment.

Most hoses consist of three components: an inner tube, a reinforcement, and an outer cover.

Elastomers are the basic ingredient of all rubber compounds. However, be aware that when specifying tube and cover compounds, significant application differences may exist between two compounds listed as having the same basic elastomer.

For example, Danfoss Industrial's Tiger and Otter hoses list inner tubes made from EPDM, but **recommended** use for each of these hoses is quite different.

These differences occur because compounds contain many materials in addition to elastomers. Some of these materials include processing aids, carbon black, vulcanization agents, accelerators, age resistors, and other ingredients. Before making assumptions about the suitability of a particular hose for a given application, always read the "Applications" information for each specific hose listed in this catalog.

The first hose component, the inner tube, conveys the material being transferred. The tube must be compatible with these materials. This is the hose's internal environment. Whenever you specify a Danfoss Industrial hose, refer to the chemical resistance chart in this catalog.

⚠️ DANGER: Never transfer material in an inner tube that is not compatible with that material. Likewise, never use hose at temperatures, pressures, or chemical concentrations above those recommended by Danfoss. Doing so will weaken or deteriorate the hose, leading to leakage, hose bursting, or end blow-offs. Personal injury or death can result.

General Hose Information

Hose Construction

The next hose component, the reinforcement, is the strength member of the hose. Reinforcement usually consists of fiber, thermoplastic, carbon steel, or stainless steel spirals, braids and coils. The helical coil is used in all hardwall hoses and is required in vacuum and suction applications. The coil is necessary to help the hose withstand atmospheric pressure that is greater than the internal pressure of the hose to prevent the hose from collapsing. It is usually made of steel or thermoplastic monofilament.

The final hose component is the outer cover. The outer cover protects the reinforcement from the external environment. It is usually rubber, thermoplastic, fiber, or metal. The hose outer cover must protect against weathering, abrasion, chemicals, extreme temperature ranges, ozone, and other adverse conditions.

The "Elastomers" chart in this catalog contains a listing of general characteristics of some common elastomers and their physical properties as they relate to specific service needs.

Heat can be a catalyst for chemical reaction. When selecting a Danfoss Industrial hose, consider both the ambient temperature and the temperature of the material being conveyed.

WARNING Do not use a hose at temperatures that exceed the hose temperature rating. Doing so could deteriorate the hose, leading to leaks, hose bursting, and end blow-offs. This could result in serious personal injury or death.

Cold temperatures are another consideration. Hose must be flexible and be able to withstand temperatures well below 0°F in some applications.

Be aware that rated hose temperatures do not imply that a hose can handle all materials within the listed temperature range and concentration.

All chemicals listed in the chart are rated at 70°F unless otherwise stated.

Size

Size can refer to the length of the hose, the inner diameter (I.D.), and the outer diameter (O.D.).

To determine the correct length of hose for an application, always remember to subtract the cut-off factor for each end fitting or coupling from the overall length of the assembly. For example, if the total length of the assembly needs to be 20 feet, and each end extends past the hose three inches, the cut-off factor is three inches at each end, or six inches total. Twenty feet minus six inches yields a hose length of 19-1/2 feet.



Cut-off Factor

Remember to subtract the cut-off factor for each end fitting when preparing hose.

Inner diameter is important

in relation to volume transfer requirements. The larger the hose inner diameter, the greater the volume of material that can be transferred in a given time.

WARNING Be aware that if you replace a hose with one having a different I.D. than the original hose, material velocity could increase or decrease, possibly creating static electricity. This could lead to an explosion causing serious injury or death.

Hose Maintenance

Hose Maintenance

Hose has a limited life based on the severity and type of chemical contact, environment or exposure to heat and petroleum products. Danfoss recommends the following maintenance procedure to determine when hose should be replaced.

General Test and Inspection Procedures for Hose

An inspection and hydrostatic test should be done periodically to ensure hose is suitable for continued service.

A visual inspection of the hose should be made for loose covers, kinks, bulges, or soft spots which might indicate broken or displaced reinforcement. The couplings or fittings should be closely examined and, if there is any sign of movement of the hose from the couplings, the hose should be removed from service.

The periodic inspection should include a hydrostatic test for one minute at 150 percent of the recommended working pressure of the hose. During the hydrostatic test, the hose should be straight, not coiled or in a kinked position. Water is the usual test medium and, following the test, the hose may be flushed with alcohol to remove traces of moisture. A regular schedule for testing should be followed and inspection records maintained.

Hose Inspection

Hose assemblies shall be inspected and tested immediately after the hose is subjected to abnormal abuse such as: severe end pull, flattening or crushing or sharp kinking. As you inspect a hose assembly, remember that most hose failures occur between the coupling and the first three feet along the hose length. Pay close attention to this area. Any hose that has been recoupled shall be proof-tested for one minute at 150 percent of the recommended working pressure of the hose, and inspected before being placed in service.



SAFETY WARNING: Before conducting any pressure tests on hose, provision must be made to ensure the safety of the personnel performing the tests and to prevent any possible damage to property. Only trained personnel using proper tools and procedures should conduct any pressure tests.

The following guidelines should be adhered to during testing and/or inspection:

1. Air or any other compressible gas must never be used as the test medium because of the explosive action of the hose should a failure occur. Such a failure might result in possible damage to property and serious bodily injury.

2. Air should be removed from the hose by bleeding it through an outlet valve while the hose is being filled with the test medium.
3. Hose to be pressure tested must be restrained by placing steel rods or straps close to each end and at approximate 10 foot (3m) intervals along its length to keep the hose from "whipping" if failure occurs; the steel rods or straps are to be anchored firmly to the test structure but in such a manner that they do not contact the hose which must be free to move.
4. The outlet end of hose is to be bulwarked so that a blown-out fitting will be stopped.
5. Provisions must be made to protect testing personnel from the forces of the pressure medium if a failure occurs.
6. Testing personnel must never stand in front of or in back of the ends of a hose being pressure tested.
7. If liquids such as gasoline, oil, solvent, or other hazardous fluids are used as the test fluid, precautions must be taken to protect against fire or other damage should a hose fail and the test liquid be sprayed over the surrounding area.

Visual Inspection

1. Hose

Any cuts, gouges or tears in the cover which do not expose the reinforcement should be repaired before the hose is returned to service. If the reinforcement is exposed, retire the hose from service.

Covers may show surface cracking or crazing due to prolonged exposure to sunlight, ozone, or high temperature during soak tank cleaning. Such deterioration, which does not expose reinforcing materials, is not cause for retirement.

Check for signs of soft spots, blisters, and kinking. If soft spots exist, pressure test the hose assembly and determine whether it is necessary to discard it.



WARNING If cover blisters exist, be careful not to pop them. If the hose was damaged in such a way that material was allowed to leak between the cover and inner tube, the blisters may contain this material. If the material is hazardous and splatters when the blisters are popped, it could cause serious physical injury.

Look for any indication of kinking or broken reinforcement as evidenced by any permanent distortion, longitudinal ridges, or bulges.

According to RMA IP-11-7 Chemical Hose Bulletin, crushed or kinked spots where the hose O.D. is reduced by 20 percent

General Hose Information

Hose Maintenance

or more of the normal O.D. indicate the hose probably has internal damage. The hose assembly must be removed from service to ensure the safety of people in the work area.

WARNING: Kinks can cause hose to burst, leading to bodily harm.

Hose containing kinked or crushed spots where the hose O.D. is reduced by 20 percent may be used if the hose passes the hydrostatic tests. Use a caliper to measure the hose outer diameter at several places around the diameter to determine any O.D. reduction. An inspection mirror and a flashlight can be used to inspect the inner tube for abuse, wear, and/or chemical attack.

2. Couplings

All metals are subject to attack by various chemicals. Check with the manufacturer to make sure that suitable end fittings, appropriate to both the hose and the chemical being handled, are being used.

Exposed surfaces of couplings, flanges and nipples shall be examined for cracks or excessive corrosion. Either condition shall cause the hose assembly to be retired from service. Any evidence of coupling or nipple slippage on the hose is cause for removing the hose assembly from service.

The Rubber Manufacturers Association (RMA) has published a series of technical bulletins which detail maintenance, testing, and inspection recommendations.

Because the life expectancy of the hose is limited, the user must be alert to signs of impending failure, particularly when the conditions of service include high working pressures and/or the conveyance or containment of hazardous materials. The periodic inspection and testing procedures described here provide a schedule of specific measures which constitute a minimum level of user action to detect signs indicating hose deterioration or loss of performance before conditions leading to malfunction or failure are reached.

SAFETY WARNING: Failure to properly follow the manufacturer's recommended procedures for the care, maintenance and storage of a particular hose might result in its failure to perform in the manner intended and might result in possible damage to property and serious bodily injury.

Hydrostatic Pressure Test

For large-bore hose being used in dock service, an inspection card which describes the hose, manufacturer, date received, purchase order number, and date of installation should be maintained for each hose. The inspection card should be used to record the test results and condition of the hose.

Danfoss recommends that new hose assemblies be hydrostatically tested before being placed in service. Hydrostatic testing should be done at periodic intervals to determine if a hose is suitable for continued service. The hydrostatic test and examination shall be conducted in the following manner.

Hose to be pressure tested must be restrained by placing steel rods or straps close to each end and at approximate 10 foot (3m) intervals along its length to keep the hose from "whipping" if failure occurs; the steel rods or straps are to be anchored firmly to the test structure but in such a manner that they do not contact the hose which must be free to move.

1. Hose shall lie in a straight and horizontal position supported on rollers to permit easy movement when under the test pressure.
2. Water should be used as the test liquid. Never pressure test with solvents, corrosive liquids, or with compressed gases.
3. Fill the hose with water with the outlet end raised and the outlet valve open to ensure the complete removal of air. When all the air has been expelled, close the outlet valve and lower the raised end.
4. For new hose, raise the pressure to 2 times the rated working pressure of the hose and hold for 5 minutes. During this hold period, the hose shall be examined for leaks at the couplings, fitting slippage, or for any indication of weakness in the hose structure.
5. For used hose, test with a pressure of 1-1/2 times the rated working pressure of the hose for one minute and examine as above.
6. Completely relieve test pressure from the system prior to releasing hose from test equipment.
7. Thoroughly drain the water from the hose after completion of the hydrostatic test.

Electrical Continuity

When required by the user, electrical continuity between the fittings shall be tested using an ohm meter. The hose must be clean and dry for this test.


Hose Maintenance

General Care and Maintenance of Hose

Hose should not be subjected to any form of abuse in service. It should be handled with reasonable care. Hose should not be dragged over sharp or abrasive surfaces unless specifically designed for such service. Care should be taken to protect hose from severe end loads for which the hose or hose assembly was not designed. Hose should be used at or below its rated working pressure; any changes in pressure should be made gradually so as to not subject the hose to excessive surge pressures. Hose should not be kinked or be run over by equipment. In handling large size hose, dollies should be used whenever possible; slings or handling rigs, properly placed, should be used to support heavy hose used in oil suction and discharge service.

Hose Repair

There are some circumstances in which chemical hoses can be repaired. For example, if a hose has been kinked near the coupling and a close inspection of the assembly reveals that this is the only damage, the assembly can be repaired.

 **WARNING** Wear safety glasses, gloves, and protective clothing when cutting hose. They will help protect your eyes and skin from flying debris. When recoupling a used hose assembly, begin by cutting the hose far enough beyond the shank to eliminate the possibility of cutting into the shank. When cutting out a kink, cut behind the kink far enough so that the ID/OD of the remaining hose is round. Use calipers to confirm roundness. Make sure to cut the hose squarely. Next wipe the inner tube of the cut end with a clean rag.

Before recoupling the hose, make sure to carefully inspect the tube. This is important because it is easy to see the condition of the tube and reinforcement of the hose when the coupling is cut off. Look for any evidence of deterioration of the hose tube. If there are signs of deterioration, remove the hose assembly from service. If after close inspection none of these signs is present, the hose may be recoupled.

Any hose that has been used to convey an abrasive material, such as plastic pellets and powders, should not be recoupled due to the inherent thickness reduction that results from the transfer of abrasive materials.

Finally, pressure test and tag any recoupled assembly as recommended.

Storage

Proper storage conditions can enhance and extend substantially the ultimate life of hose products. Rubber hose products in storage can be affected adversely by temperature, humidity, ozone, sunlight, oils, solvents, corrosive liquids and fumes, insects, rodents and radioactive materials. The appropriate method for storing hose depends to a great extent on its size (diameter and length), the quantity to be stored, and the way in which it is packaged. Hose should not be piled or stacked to such an extent that the weight of the stack creates distortions on the lengths stored at the bottom. Since hose products vary considerably in size, weight, and length, it is not practical to establish definite recommendations on this point. Hose having a very light wall will not support as much load as would a hose having a heavier wall or hose having a wire reinforcement. Hose which is shipped in coils or bales should be stored so that the coils are in a horizontal plane.

Storage Do's:

- Whenever feasible, rubber hose products should be stored in their original shipping containers which provide some protection against the deteriorating effects of oils, solvents, and corrosive liquids; shipping containers also afford some protection against ozone and sunlight.
- Certain rodents and insects will damage rubber hose products, and adequate protection from them should be provided. Be sure ends are capped to keep out insects, rodents, and other contaminants that can damage the hose.
- Hose shipped in coils or bales should be stored so the coils are in a horizontal plane.
- Store items on a first-in, first-out basis. Remember that even under the best of conditions, an unusually long shelf life will deteriorate certain rubber products. Inspect and test the hose assembly before placing it in service. Usually, any wear or damage will be apparent during inspection or testing.
- The ideal temperature for the storage of rubber products ranges from 50° to 70°F (10-21°C) with a maximum limit of 100°F (38°C). If stored below 32°F (0°C), some rubber products become stiff and will require warming before being placed in service.
- Storage areas should be relatively cool and dark, and free of dampness and mildew. Items should be stored on a first-in, first-out basis, since even under the best of conditions, an unusually long shelf life could deteriorate certain rubber products.

General Hose Information

Hose Maintenance


Storage Don'ts:

- Don't pile or stack hose to such an extent that the weight of the stack distorts the lengths stored on the bottom. Remember that hose having a very light wall will not support as much load as a hose having a heavier wall or wire reinforcement.
- Don't store rubber products near heat sources such as radiators and base heaters, or near electrical equipment that might generate ozone. Also do not store hose for long periods in geographical areas of known high ozone concentration. Ozone ages rubber.
- Don't expose hose to direct or reflected sunlight during storage. This ages rubber.
- Don't store uncovered hose under fluorescent or mercury lamps. They generate light waves harmful to rubber.
- Don't hang hose assemblies on hooks, nails, or other devices which could cut or damage hose.

Proper Used Hose Storage

Before placing used hose in storage, completely drain it and flush out any potentially explosive vapors or corrosive residues.

Also make sure you dispose of waste in a manner that complies with federal, state, and local environmental regulations.


 **WARNING:** Take extreme care when flushing out a chemical hose with water. Some chemicals, such as concentrated acids, may react with water and cause spattering. These materials can cause serious personal injury or death if they get into eyes or onto skin. Wear safety glasses, gloves and other protective clothing to help guard against this.

Continue by laying the hose assembly on a solid support, allowing air to circulate through it. This helps extend the hose life. Further, store the hose in a cool, dark, dry place at a temperature ideally between 50°F and 70°F.

Proper Hose Handling

Proper hose handling can help preserve hose assembly life and work environment safety. Therefore, consider the following points when handling hose assemblies.

- Avoid crushing or kinking the hose. This can cause severe damage to the reinforcement that isn't always obvious when looking at the cover.
- Do not drag the hose or lift a large bore hose from the middle of its length with the ends hanging down. Doing so can cause kinking, cover cuts, hose reinforcement damage, and coupling damage.
- Limit the curvature of the hose to the minimum bend radius recommended by the manufacturer. Also avoid sharp bends at the end fittings and at manifold connections.
- Do not exceed pressure and temperature limits because this could damage the hose and ultimately result in serious bodily injury or property damage. Monitor pressure and temperature during hose use.
- Never allow chemicals, solvents, or any other hazardous materials to drip onto ground. Always comply with environmental laws.
- Never allow chemicals to drip on the exterior of a hose or allow hose to lay in a pool of chemicals. The hose cover may not have the chemical resistance of the tube. If a corrosive material comes into contact with the hose reinforcement, the result could be early hose failure.
- Avoid extreme flexing of the hose near the coupling. If necessary, use elbows in the piping system to assure a straight line connection with the hose.
- Protect hose from heat, flame, cutting, and twisting. Use shields or clamps to do this.
- Support hose to avoid mechanical strain on couplings.
- Be aware that dropping or dragging the assembly, chemical incompatibility, exposure to temperature extremes, or extensive internal coupling abrasion can cause leaks and reduce coupling retention.

 **WARNING:** Do not use damaged hose. Doing so could result in serious personal injury or death.

General Hose Information


Hose Maintenance


Cleaning Hose Assemblies

Cleaning of hose assemblies should be done at a facility with the means of disposing of wastes and hazardous materials properly. All water and/or cleaning solutions used should be retained and disposed of in a way that complies with applicable laws.

Danfoss Industrial does not recommend that distributors handle hose assemblies that have not been cleaned properly.

When you clean a tank or change the materials to be transferred, clean the hose assemblies. Three methods can be used: the soak tank, the closed loop system, or the rotating brush. The most appropriate method will depend on the hose use and location.

 **WARNING:** Use of pressure wands to clean hose is not recommended. The high concentration of heat and pressure in a confined area can damage the hose inner tube and lead to hose bursting, leakage, spraying, or end blow-offs. This could cause serious personal injury or death.


 **WARNING:** Always wear safety glasses, gloves, and protective clothing when cleaning hose, no matter which hose cleaning method you use. Otherwise, burns, blisters, eye damage or other injuries could occur.

If you choose the soak tank method, the cleaning solution usually caustic soda and water- should be no more than 150°F. Gently lay the hose in the cleaning solution to prevent it from splashing.

Soak the hose no more than 15 minutes to prevent the hose from becoming brittle with a shortened service life. Flush the hose thoroughly with clean water. After making sure that all the water is drained from the hose, store the hose in a cool, dry place. Once the hose has cooled (approximately 45 minutes), cap the ends to keep contaminants out.

The second method of cleaning is the closed-loop system. With this method, the caustic solution used to clean the tank is also pumped through the hose and back to the tank. Typically, fluid is 180°F and is pumped through the system until the tank is clean.

When the cleaning process is complete, flush the hose thoroughly with water. Store the hose in a cool, dry place. Cap the ends to keep contamination out.

 **WARNING:** Strong acids should be thoroughly drained prior to and after cleaning to avoid an exothermic reaction.

Class Oil Resistance

Rubber hose is used to convey petroleum products both in the crude and refined stages. The aromatic content of refined gasoline is often adjusted to control the octane rating. The presence of aromatic hydrocarbons in this fuel generally has a greater effect on rubber components than do aliphatic hydrocarbons. Aromatic materials in contact with rubber tend to soften it and reduce its physical properties. For long lasting service, the buyer of gasoline hose should inform the hose manufacturer of the aromatic content of the fuel to be handled so that the proper tube compound can be recommended for the specific application.

The effects of oil on rubber depend on a number of factors that include the type of rubber compound, the composition of the oil, the temperature and time of exposure. Rubber compounds can be classified as to their degree of oil resistance based on their physical properties after exposure to a standard test fluid. As a guide to the user of the hose in contact with oil, the oil resistance classes and a corresponding description are listed.


Physical Properties After Exposure to Oil

	Volume Change Maximum Retained	Tensile Strength
Class A (High oil resistance)	+25%	80%
Class B (Medium-High oil resistance)	+65%	50%
Class C (Medium oil resistance)	+100%	40%

General Hose Information

Problem - Solution

⚠ WARNING: Selection of the proper hose for the application is essential to the proper operation and safe use of the hose and related equipment. Inadequate attention to selection of hose for the application can result in serious bodily injury or property damage. In order to avoid serious bodily injury or property damage resulting from selection of the wrong hose, you should carefully review the information in this catalog.



Hose failures can be caused by conditions such as excessive pressures, fluid incompatibility, extreme temperatures and many more. Danfoss has illustrated below some of the more common failures.

1. Problem: The hose has exposed reinforcement and a loose cover. This could be caused by an abrasive environment or the life of the hose has been exceeded.

Solution: Route hose properly to avoid excessive abrasion. Some hoses are made with materials that handle abrasion better.

2. Problem: Cracks in the hose cover can be caused by prolonged exposure to sunlight, ozone or high temperatures.

Solution: Store hose in cool dark areas when possible. Do not store or use the hose where the recommended temperature rating is exceeded.

3. Problem: Cuts, gouges, or tears in hose tube can be caused by improper cleaning with high-pressure water wand.

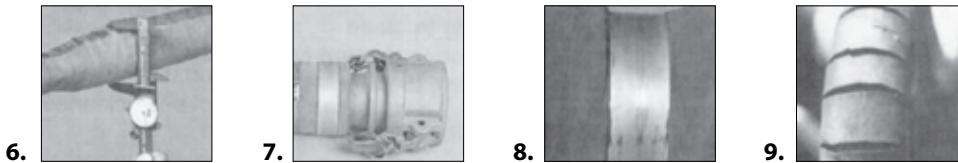
Solution: Do not use high pressure water wand to clean hoses. Instead, three cleaning methods are commonly used: the soak tank, the closed loop system or the rotating brush. The most appropriate method will depend on the hose use and location.

4. Problem: Bubbling and flaking of the tube material caused by the tube not being compatible with the chemical being conveyed.

Solution: Check the chemical resistance guidelines to make sure the hose you are using is compatible with the chemical(s) being transferred. Also, make sure the hose can handle the application temperatures.

5. Problem: Deterioration of the hose tube has caused the reinforcement to be exposed. This may be caused by abrasive material being conveyed through a hose not made for this abrasive material or hose life has been exceeded.

Solution: Make sure that the hose can handle the material being conveyed. Possibly use a hose with a thicker tube.



6. Problem: Hose is kinked due to exceeding the minimum bend radius of the hose. The result is damaged reinforcement.

Solution: To avoid this problem, check the minimum bend radius of the hose and route the hose so the minimum bend radius is not exceeded.

7. Problem: Improperly banded shank may create a possible leak path.

Solution: Make sure the coupling is secured tightly and according to manufacturer's specifications. Bands should be placed inside of the barbs on the coupling shank, toward the coupling side. The band farthest from the hose end should be tightened first. If two bands are present, Danfoss suggests rotating the clamp buckles 180° from each other.

8. Problem: Overtightened band could cause leaks, spraying and end blow-offs. Band was applied with excessive pressure and cut the cover of the hose causing reinforcement to be exposed.

Solution: Do not attach bands at pressures that are too high. Apply the bands to the manufacturer's recommended settings.

9. Problem: The steam hose has developed cracks in the cover due to heat in the application.

Solution: Steam hose has a limited service life. It should be inspected before every use. Any crack that exposes the reinforcement is a reason for the hose to be removed from service.

General Hose Information

Flow Rate, Pressure Drop and Capacity

There are several factors which affect selection of a hose sized such that it will provide the desired rate of flow at the required pressure; these are:

Hose size, Hose length, Hose fittings and material conveyed, Static head pressure and Bends

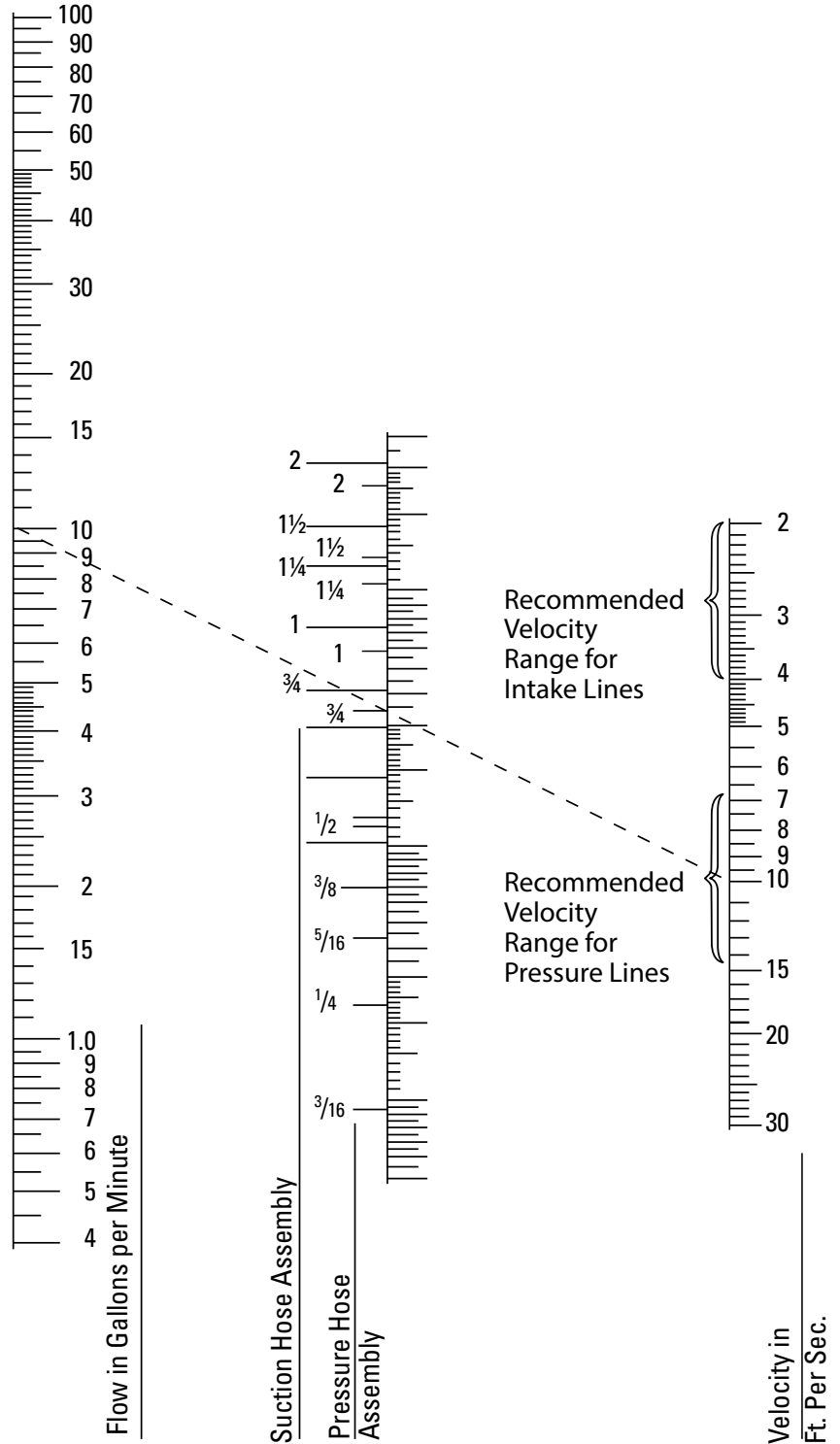
Hose Size

Undersized pressure lines produce excessive pressure drop with attendant energy loss and heating, and undersized suction lines cause cavitation at the pump inlet. Oversized hose assemblies, on the other hand, are excessively costly and generally too heavy.

In selecting hose for hydraulic systems, the following empirical values can be used to achieve minimum pressure drop consistent with reasonable hose size (see Chart 2):

Velocity of pressure lines 7 to 15 ft./sec. Velocity of short pressure lines to 20 ft./sec. Velocity of suction lines 2 to 5 ft./sec.

Chart 2. Hose Flow Capacity



To use Chart 2, lay a straight-edge across the chart as shown by the dotted line. To minimize pressure drop, always use the next larger size hose shown if the line passes between sizes listed.

General Hose Information

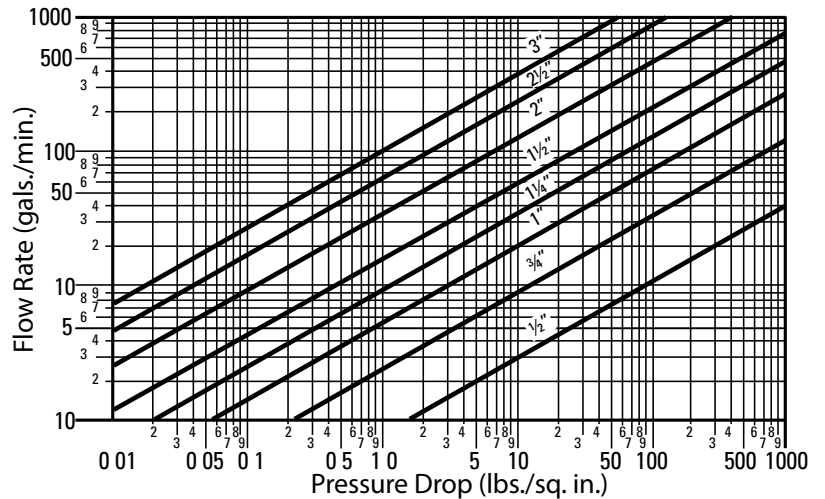
Fluid Flow Correction Factors

Hose Length

Chart 1 gives the pressure drop in different-sized hoses based on hoses of 100-foot length, and is based on water as the material conveyed. For hoses of a different length, these values must be corrected.

For example, a 100-foot length of 1/2" hose causes a pressure drop of 100 lbs./in.² at a flow rate of 10 gal./min. If the hose in question is 50 feet long, the pressure drop derived from Chart 1 must be corrected by multiplying the value by the ratio of the actual length to 100 feet, or 50/100, or 0.5. Therefore, the actual pressure drop caused by a 50-foot length of 1/2" hose, at a flow rate of 10 gal./min. is 50 lbs./in.² (0.5 x 100 = 50 lb./in.²).

Chart 1. Hose Flow Rate vs. Pressure Drop



Hose Fittings and Fluid Conveyed

In most cases, the end fitting openings are slightly smaller than the hose itself. However, this varies widely with hose fitting designs from 'full-flow' ends which have the same I.D. as the hose, down to as much as 1/8" smaller I.D. than the hose bore. To allow for this, assume a 10-to-15% greater flow rate than actually measured in the system when determining pressure drop.

Chart 1 is based on water as the material conveyed, and for other fluids it is necessary to correct for the difference in specific gravity and viscosity. **Chart 2** lists common fluids, their specific gravities, viscosities, and corresponding correction factors. To determine the pressure drop for a specific fluid, first determine the pressure drop from Chart 1 for the hose length then divide this by the correction factor found in Chart 3. For example, the 50-foot length of 1/2" hose just described had a pressure drop of 50 lbs./in.² at a flow of 10 gal./min. of water. To determine the pressure drop if #2 fuel oil is the material conveyed, divide by 0.752, $50 \div 0.752 = 66.5$ lbs./in.² pressure drop. If, on the other hand, the material conveyed is Type #3 gasoline, the pressure drop would be $50 \div 1.19 = 42$ lbs./in.²

Static head pressure

Static head is the difference in height between the inlet and outlet ends of a hose. Before using Chart 1, it is necessary to correct for static head pressure because the values in **Chart 1** are pressure losses due to friction only. To correct for static head pressure, the difference in height is determined and multiplied by 0.433 to convert the head to an equivalent pressure in PSI (one foot of water exerts 0.433 PSI pressure).

If the inlet is higher than the outlet, the pressure equivalent is added to the pump pressure. If the outlet is higher than the inlet, the pressure equivalent is subtracted from the pump pressure. In both cases, it is assumed that the pump pressure is the pressure available at the inlet end and that the pump is outside of the hose system.

Installation design

Hose should not be twisted or put in torsion either during the installation or while in service. Sharp or excessive bends may cause the hose to kink or rupture. Be sure to allow enough slack to provide for changes in length which will occur when pressure is applied. This change in length can vary from +2% to -4%. Design the installation so the hose assembly is accessible for inspection and easy removal. Bend radius is important. A good working rule is that the minimum bend radius should be five or more times the O.D. dimension of the hose.

*In a continuous bend of 180 degrees the second 90 degree bend produces approximately one-half the resistance of the first bend.

Bend radius is important. A good working rule is that the minimum bend radius should be five or more times the O.D. dimension of the hose.

Fluid Flow Correction Factors

Chart 2. Fluid Flow Correction Factors

Liquid	Specific Gravity	Viscosity	Viscosity	Correction Factor R.
		Centistokes	Centipoises	
		CS	CP	
Acetic Acid – 100%	1.05	–	1.3	0.975
Acetic Acid – 70%	1.07	–	2.7	0.843
Ammonia Liquid – 100%	0.66	0.30	–	1.290
Ammonia Liquid – 26%	0.907	–	1.3	0.943
Asphalt* @ 120°F	1.40	–	300.0	0.350
Beer*	1.01	1.15	–	0.990
Benzene Benzol	0.88	0.744	–	1.08
Brine Calcium Chloride – 25%	1.23	3.80	–	0.78
Brine Sodium Chloride – 25%	1.19	2.07	–	0.88
Butyl Alcohol	0.81	3.64	–	0.783
Castor Oil*	0.96	900.00	–	0.27
Crude Petroleum Typical*				
1. Pennsylvania Crude@100°F	0.80	–	3.0	0.78
2. California Crude @ 150°F	0.915	–	9.0	0.64
3. #33 API Crude @ 100°F	0.86	7.2	–	0.685
4. Texas Crude @ 150°F	0.875	–	3.0	0.792
5. Mexican Crude @ 150°F	0.96	–	550.0	0.287
Decane - n	0.73	1.24	–	0.975
Ethyl Alcohol @ 100°F	0.794	–	1.25	0.93
Ethyl Alcohol @ 95°F	0.808	–	1.45	0.904
Ethyl Alcohol @ 40°F	0.939	–	3.00	0.807
Ethyl Glycol	1.12	–	24.00	0.55
Formic Acid	1.22	–	–	0.94
Fuel Oils*				
No. 1 @ 100°F Sp Gr 82-95 Visc 30 to 40 SSU	0.88	2.45	–	0.85
No. 2 @ 100°F Sp Gr 82-95 Visc 35 to 50 SSU	0.88	4.50	–	0.752
No. 3 @ 100°F Sp Gr 82-95 Visc 55 SSU max	0.88	8.6	–	0.66
No. 5 @ 100°F Sp Gr 82-95 Visc 60 to 450 SSU	0.88	55.0	–	0.47
No. 6 @ 122°F Sp Gr 82-95 Visc 430 to 2900 SSU	0.88	38.0	–	0.493
Gasoline (representative)*				
Type #1	0.74	0.88	–	1.04
Type #2	0.72	0.64	–	1.11
Type #3	0.68	0.46	–	1.19
Glycerine (Glycerol) – 100% @ 150°F	1.26	–	75.0	0.45

Liquid	Specific Gravity	Viscosity	Viscosity	Correction Factor R.
		Centistokes	Centipoises	
		CS	CP	
Glycerine & Water – 50%	1.13	–	6.5	0.717
Heptane – n	.684	0.60	–	1.16
Hexane – n	.66	0.49	–	1.21
Hydrochloric Acid – 31.5%	1.16	–	1.92	0.92
Isobutyl Alcohol	0.817	–	3.90	0.745
Isopropyl Alcohol	0.785	–	2.20	0.828
Kerosene	0.80	2.23	–	0.892
Lubricating Oil (Machine Oil)	0.90	–	198.0	0.35
Lubricating Oil (Automotive)	0.893	–	110.0	0.39
Methyl Alcohol (Methanol) – 100%	0.79	.74	0.60	1.072
Methyl Alcohol – 90%	0.824	–	0.77	1.03
Methyl Alcohol – 40%	0.937	–	2.00	0.863
Milk*	1.03	1.15	–	0.99
Motor Oil	0.893	–	110.0	0.39
Naphthalene	1.15	0.9	–	1.04
Nitric Acid – 95%	1.50	–	1.13	1.07
Nitric Acid – 60%	1.37	–	2.35	0.913
Nonane - n	0.718	.97	–	1.02
Octane – n	0.70	.77	–	1.068
Olive Oil	0.91	93.0	–	0.41
Pentane - n	0.63	0.37	–	1.24
Propyl Alcohol	0.804	2.8	–	0.828
Rapeseed Oil	0.91	180.0	–	0.36
Sodium Hydroxide – 50%	1.53	–	95.0	0.443
Soya Bean Oil	0.924	86.0	–	0.418
Sperm Oil	0.88	21.0	–	0.55
Sugar Solution – 20%	1.08	1.9	–	0.895
Sugar Solution – 40%	1.18	5.3	–	0.728
Sugar Solution – 60%	1.29	44.0	–	0.475
Sulfuric Acid – 100%	1.83	14.6	–	0.59
Sulfuric Acid – 95%	1.83	14.5	–	0.593
Sulfuric Acid – 60%	1.50	4.4	–	0.755
Toluene	0.866	–	0.6	1.092
Turpentine	0.86	1.83	–	0.90
Water (Fresh)	1.0	1.10	–	1.00
Water (Salt)	1.03	1.10	–	1.00
Xylene (Xylol)	0.87	0.93	–	1.03

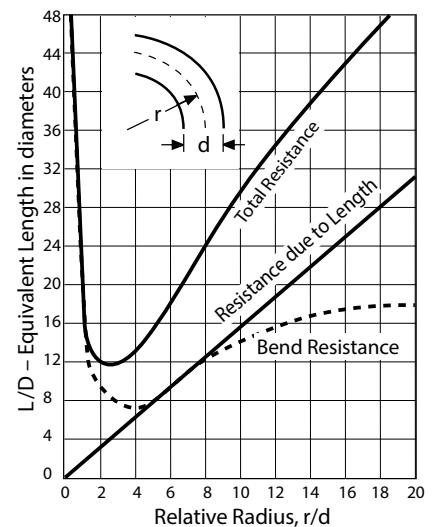
* These figures are approximate or averages of those values available.

Bends

If a hose of a given length is bent, the pressure drop will increase by some definite amount...the sharper the bend and the smaller the radius of bend the greater the pressure drop. The effect of a bend may be neglected if it is slight or if there are but few bends in a long length of hose. This is because the additional pressure drop caused by these bends is not significant when compared to the total pressure drop.

However, a dock hose may have four sharp 90° bends in a 25-foot length, and if pressure drop is important, these bends must be considered because they constitute a significant portion of the overall pressure drop. The curves in **Chart 3** show the effects of resistance due to 90° bends. This data can also be used as a guide for smooth bends less or greater than 90°. For example, a 45° bend has about 4/10 the resistance of a 90° bend.

Chart 3 Resistance of 90° bends



Steam temperatures

Temperatures of Saturated Steam at Various Pressures

Lbs. per sq. Inch pressure	Degrees fahrenheit	Degrees centigrade	Lbs. per sq. Inch pressure	Degrees fahrenheit	Degrees centigrade	Degrees
0	212.0	100.0	110	344.1	173.4	
5	227.1	108.4	115	347.2	175.1	
10	239.4	115.2	120	350.1	176.7	
15	249.8	121.0	125	352.9	178.3	
20	258.8	126.0	130	355.6	179.8	
22	261.2	127.8	135	358.3	181.3	
24	265.3	129.6	140	360.9	182.7	
26	268.3	131.3	145	363.4	184.1	
28	271.2	132.9	150	365.9	185.5	
30	274.1	134.5	155	368.2	186.8	
32	276.8	136.0	160	370.6	188.1	
34	279.3	137.4	165	373.9	189.4	
36	281.8	138.8	170	375.3	190.7	
38	284.4	140.2	175	377.4	191.9	
40	286.7	141.5	180	379.6	193.1	
42	289.0	142.8	185	381.7	194.3	
44	291.2	144.0	190	383.7	195.4	
46	293.5	145.3	195	385.9	196.6	
48	295.5	146.4	200	387.9	197.7	
50	297.7	147.6	205	398.8	198.8	
52	299.9	148.7	210	391.6	199.8	
54	301.6	149.8	215	392.9	200.5	
56	303.6	150.9	220	395.4	201.7	
58	305.4	151.9	225	397.2	202.9	
60	307.4	153.0	230	399.0	203.9	
62	309.2	154.0	235	400.7	204.8	
64	310.8	154.9	240	402.5	205.8	
66	312.6	155.9	245	404.2	206.8	
68	314.2	156.8	250	406.1	207.8	
70	316.0	157.0	255	407.7	208.7	
72	317.7	158.7	260	409.4	209.7	
74	319.3	159.6	265	411.0	210.6	
76	320.9	160.5	270	412.6	211.4	
78	322.3	161.3	275	414.2	212.3	
80	323.8	162.1	280	415.7	213.2	
85	327.6	164.2	300	421.0	216.1	
90	331.2	166.2	350	436.5	224.7	
95	334.6	168.1				
100	337.8	169.9				
105	341.1	171.7				

WARNING Steam heat is hotter than 212°F (boiling water) and increases in temperature as pressure increases.

General Hose Information

Flow capacity

Flow Capacities of Hose Assemblies at Suggested Flow Velocities

The chart below is designed and provided as an aid in the determination of the correct hose size.

Example: At 13 U.S. gallons per minute, what is proper hose size within the suggested velocity range for pressure lines?

Solution: Locate 13 U.S. gallons per minute in the left hand column and 10 feet per second in the right hand column (the center of the suggested velocity range for pressure lines). Lay a straightedge across the two points. The inside diameter is shown in the center column nearest the straight edge.

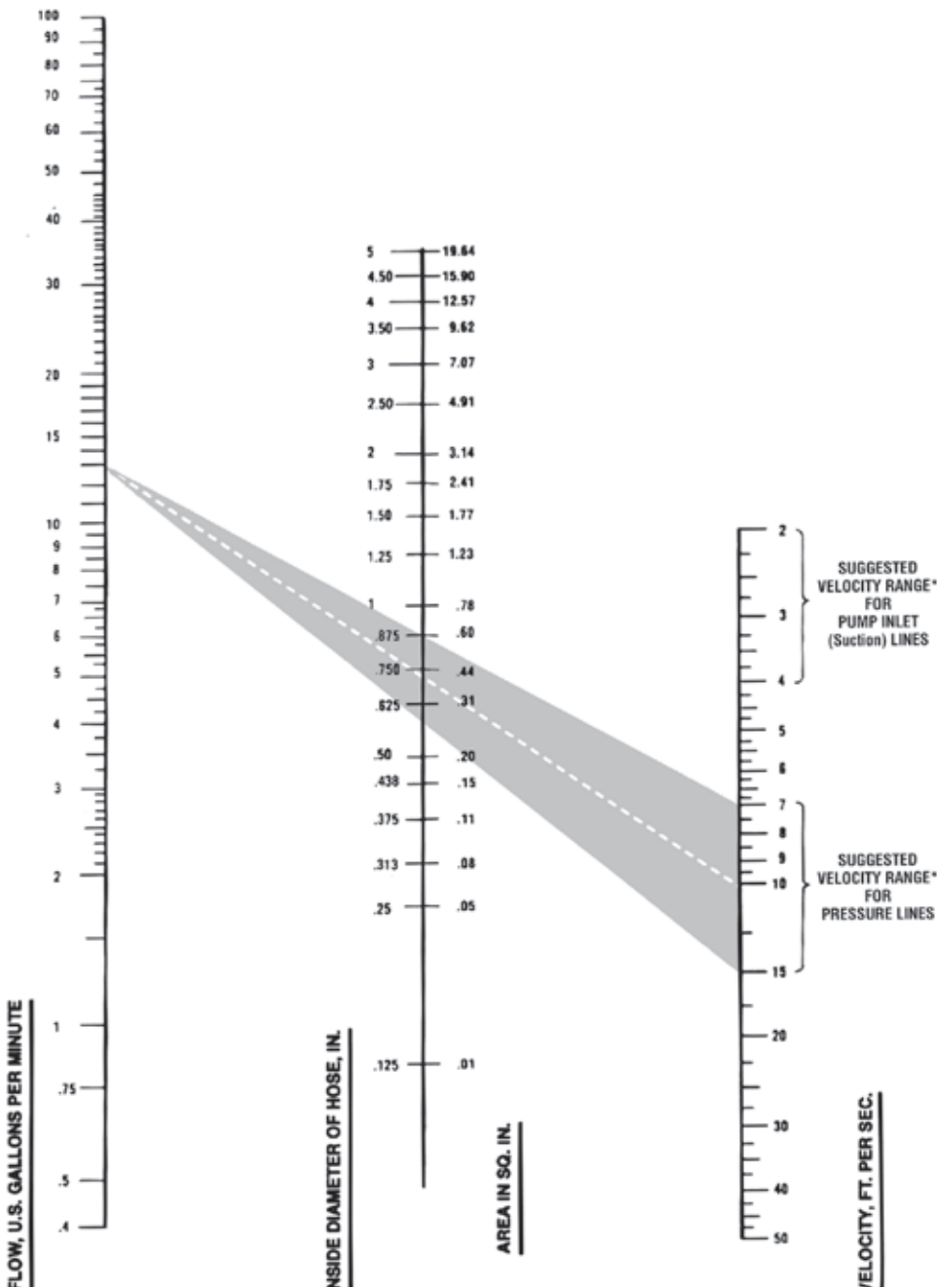
For suction hose, follow the same procedure except use suggested velocity range for pump inlet lines in the right hand column.

Based on Formula

$$\text{G.P.M.} \times 0.3208$$

$$\text{AREA (SQ. IN.)} = \text{VELOCITY (FT./SEC.)}$$

* Suggestions are for oils having a maximum viscosity of 315 S.S.U. at +100°F (+38°C) and operating at temperatures between +65°F and +155°F (+54°C to +69°C). Under certain conditions, velocities in pressure lines can be increased up to 25 feet per second. Contact Danfoss with specific information on your application.



General Hose Information

Elastomer chart

The chart below shows the general characteristics of some of the common rubber compounds. Elastomers are mixed with various chemicals to provide a wide range of physical properties for specific service needs.

ASTM Designation	Common Name	Composition	General Properties
CR	Neoprene	Chloroprene	<ul style="list-style-type: none"> • Good abrasion • Good weathering resistance • Good oil resistance • Flame retarding
NBR	Nitrile (Buna-N)	Acrylonitrile-butadiene	<ul style="list-style-type: none"> • Excellent oil resistance • Moderate resistance to aromatics
IIR	Butyl	Isobutylene-isoprene	<ul style="list-style-type: none"> • Excellent ozone resistance • Good resistance to fire resistant fluids • Good heat resistance • Low permeability • Poor resistance to petroleum fluids
CIIR	Chlorinated Butyl	Chloro-isobutylene isoprene	<ul style="list-style-type: none"> • Same as Butyl
SBR	SBR	Styrene-butadiene	<ul style="list-style-type: none"> • Good abrasion resistance • Poor resistance to petroleum fluids
EPM	Ethylene Propylene	Rubber Composition	<ul style="list-style-type: none"> • Excellent ozone resistance • Excellent chemical resistance • Good heat resistance • Poor resistance to petroleum based fluids
EPDM	EPDM	Ethylene-propylene diene terpolymer	<ul style="list-style-type: none"> • Excellent ozone resistance • Good chemical resistance • Good temperature resistance • Poor resistance to petroleum fluids
XLPE	Cross-Linked Polyethylene	Polyethylene & cross linking agents	<ul style="list-style-type: none"> • Excellent chemical resistance
EVA	EVA	Ethylvinylacetate	<ul style="list-style-type: none"> • Excellent flexibility • Chemical resistance
LLDPE	Linear, low density Polyethylene	Linear, low density Polyethylene	<ul style="list-style-type: none"> • Excellent ESCR resistant • FDA Approved NSF 51 material available
Nylon 11	Nylon 11	Nylon 11	<ul style="list-style-type: none"> • Good chemical resistance
PVC/PU Blend	PVC/PU Blend	Polyvinyl flouride/polyurethane Blend	<ul style="list-style-type: none"> • Excellent chemical resistance
PVDF	KYNAR®	Polyvinylidene flouride	<ul style="list-style-type: none"> • Excellent chemical resistance
PA	Nylon	Polyamide	<ul style="list-style-type: none"> • Good abrasion resistance • Good chemical resistance • Low coefficient of friction
CSM	Hypalon	Chloro-sulfonated Polyethylene	<ul style="list-style-type: none"> • Excellent ozone resistance • Good abrasion resistance • Good heat resistance • Fair petroleum qualities
NR	Natural Rubber	Polyisoprene	<ul style="list-style-type: none"> • Excellent abrasion resistance • Acid resistance • Not oil resistant

General Hose Information

Elastomer chart

ASTM Designation	Common Name	Composition	General Properties
V-NBR	Vinyl Nitrile	PVC/NBR	<ul style="list-style-type: none"> • Good ozone resistance • Good resistance to animal fats & oils • Good petroleum resistance
UHMWPE	Ultra-high molecular weight polyethylene	Polyethylene	<ul style="list-style-type: none"> • Excellent chemical resistance • Moderate heat resistance • Excellent abrasion resistance • FDA-accepted material
CM	CPE	Chlorinated Polyethylene	<ul style="list-style-type: none"> • Excellent ozone resistance • Excellent weathering resistance • Good abrasion resistance • Good heat resistance • Good resistance to petroleum oils
XNBR	Carboxylated Nitrile	Carboxylated Acrylonitrile-butadiene	<ul style="list-style-type: none"> • Excellent abrasion resistance • Excellent oil resistance • Excellent weather resistance
PTFE	Teflon	Polytetrafluoroethylene	<ul style="list-style-type: none"> • Excellent temperature resistance • Excellent chemical resistance • FDA accepted material • Low coefficient of friction for high flow rates and easy cleaning • Excellent resistance to thermocycling
PVC	PVC	Polyvinylchloride	<ul style="list-style-type: none"> • Resistant to many chemicals • Good flexibility
FEP	Teflon	Fluorinated Ethylene Propylene	<ul style="list-style-type: none"> • Excellent temperature resistance • Excellent chemical resistance • FDA accepted material • Low coefficient of friction for high flow rates and easy cleaning • Excellent resistance to thermocycling

General Hose Information

Flow capacities Pressure Drop

Pressure drop in psi (pounds per square inch)/gpm (gallons per minute) for 10 feet of hose (smooth bore) without fittings.

Fluid specification:

Specific gravity = .85; Viscosity = ν = 20 centistokes (C.S.), (20 C.S. = 97 S.S.U.).

Hose Pressure Drop

Hose Dash Size →	-04		-05		-06		-08		-10		-12		-16		-20		-24		-32		-40	-48	
Hose I.D. (inches) ←	.19	.25	.25	.31	.31	.38	.41	.50	.50	.63	.63	.75	.88	1.00	1.13	1.25	1.38	1.50	1.81	2.00	2.38	3.00	
.25	10	3.1	3.1																				
.50	19	6	6	2.7	2.7																		
1	40	12	12	5.5	5.5	2.4																	
2	95	24	24	10	10	4.8	3.5																
3	185	46	46	17	17	7	5	2.2	2.2														
4		78	78	29	29	12	8	3	3	1.2	1.2												
5		120	120	44	44	18	12	4.5	4.5	1.6	1.6	.72											
8				95	95	39	26	10	10	3.6	3.6	1.4	.60										
10						59	40	15	15	5.7	5.7	2	1	.55									
12						80	52	20	20	7.2	7.2	2.6	1.5	.75	.43								
15							75	30	30	10	10	4.2	2.2	1.2	.67	.38							
18							107	40	40	15	15	6.3	3	1.5	.70	.55	.35						
20								49	49	19	19	8	3.4	2	1.1	.65	.43	.27					
25								72	72	26	26	11	5.5	3	1.6	1	.64	.40	.17				
30										34	34	14	7	3.6	2.2	1.3	.80	.52	.22	.14			
35										47	47	19	9.5	5	2.8	1.7	1.1	.70	.27	.18			
40												25	12	6.5	3.4	2.2	1.4	.90	.38	.24			
50												36	17	9	5.3	3.3	2	1.3	.54	.35	.15		
60												50	23	12	7.5	4.4	2.8	1.8	.75	.45	.20		
70													31	17	9.3	6	3.8	2.4	1	.65	.30		
80													38	21	12	7.1	4.6	3	1.2	.76	.34	.11	
90													49	27	15	9	5.9	3.8	1.5	1	.45	.13	
100														33	19	12	7	4.7	1.9	1.3	.55	.18	
150														60	36	22	13	8.5	3.4	2.2	1	.33	
200																36	23	15	6	3.9	1.7	.55	
250																54	33	22	8.5	5.3	2.5	.75	
300																	45	29	12	7.5	4	1.1	
400																		51	21	14	6.5	2.2	
500																			32	20	10	3	
800																					18	5	
1000																							10

U.S. Gallons per minute

*Pressure drop values listed are typical of many petroleum based hydraulic oils at approximately +100°F (+38°C). Differences in fluids, fluid temperature and viscosity can increase or decrease actual pressure drop compared to the values listed.

To Convert

U.S. gallons into Imperial gallons multiply U.S. gallons by 0.83267. Imperial gallons into U.S. gallons multiply Imperial gallons by 1.20095. U.S. gallons to litres multiply by 3.785. Litres to U.S. gallons, multiply by 0.2642.

Made to Stock

Focused inventory on core products that are **ready to ship** in a moments notice.

- Core products portfolio
- Off-the-shelf from the warehouse
- Low volume, short lead time
- Market pricing

When you need it now
order Made to Stock
at: [My.Danfoss.com](https://my.danfoss.com)

Page	Part Series	Page	Part Series
EC116	I-8	H0521	E-7
EC216	I-9	H0523	C-5
EH066	G-10	H0554	C-6
EH084	H-3	H0599	C-4
EHA500	B-6	H0616	G-7
EHF002	D-6	H1066	D-10
EHK006	E-8	H1193	F-4
EHK007	E-9	H1196	I-10
EHP009	F-5	H1776	B-8
EHP150	F-8	H1812	B-11
EHP151	F-9	H1941	C-11
EHP519	F-7	H1942	C-12
EHW028	I-11	H1981	B-13
EHW029	I-6	H1982	B-15
EHW094	I-12	H201	B-9
EHW150	I-5	H275	B-10
EHW194	I-13	H285	D-7
EJ Series Couplings	H-6	H345	I-7
FC701	I-14	H5751	G-8
FC702	I-15	H5752	G-9
H0034	E-10	H6002	B-7
H0084	H-4	H6008	B-5
H0105	B-15	H6009	B-4
H0106	B-16	H8359	C-7
H0319	E-6	H8811	G-12
H0345	C-9	H900	G-4
H0346	C-10	H901	F-10
H0347	E-4	H9568	H-5
H0349	E-5	H9603	G-5
H0350	D-4	H9610	D-11
H0363	F-6	H9673	D-12
H0364	I-4	H9690	G-11
H0372	G-6	H9949	B-12
H0377	F-11	PT200	D-8
H0378	C-8		
H0384	D-5		
H0413	D-9		

Can't find what you're looking for?

Check out our **Made to Order** section
for a wider variety of products.

Hose Index

Made to Order

Full capability products portfolio

Made to Order

Earn Smart Savings and **improve your profitability** by buying in bulk. Start your customized order anytime and fill a shipping container using the Smart Container Tool on PowerSource.

- Full products portfolio
- Bulk container factory direct
- High volume, longer lead time
- Optimized pricing at FCA incoterms

When cost saving matters

order using MTO Smart Container Tool:

DanfossPowerSource.com

<u>Page</u>	<u>Part Series</u>	<u>Page</u>	<u>Part Series</u>
EC116	Q-32	EHC017	K-19
EC216	Q-33	EHC018	K-12
EC910	Q-34	EHC019	K-6
EHA500	J-4	EHC034	K-17
EHA501	J-6	EHC036	K-18
EHA502	J-5	EHC500	M-27
EHA503	J-12	EHC501	M-26
EHA504	J-13	EHC502	M-25
EHA505	J-8	EHF001	L-10
EHA506	J-7	EHF002	L-6
EHA507	J-16	EHF003	L-33
EHA508	J-17	EHF004	L-24
EHA509	J-14	EHF005	L-19
EHA510	J-15	EHF006	L-25
EHA511	J-19	EHF007	L-18
EHB500	L-22	EHF008	L-12
EHB501	L-23	EHF009	L-13
EHB502	L-16	EHF010	L-8
EHB503	L-17	EHF011	L-9
EHC001	K-11	EHF012	L-31
EHC002	K-10	EHF013	L-30
EHC003	K-9	EHF014	L-28
EHC004	K-8	EHF015	L-29
EHC005	K-7	EHF016	L-27
EHC006	K-5	EHF017	L-11
EHC007	K-24	EHF018	L-7
EHC008	K-15	EHF019	L-21
EHC009	K-14	EHF020	L-15
EHC010	K-23	EHF021	L-14
EHC011	K-13	EHF022	L-32
EHC012	K-25	EHG001	O-15
EHC013	K-16	EHG003	O-13
EHC014	K-22	EHG004	O-14
EHC015	K-21	EHJ002	O-6
EHC016	K-20	EHJ003	O-7

Page	Part Series	Page	Part Series	Page	Part Series	Page	Part Series
EHK001	M-19	EHP009	N-28	EHS540	Q-41	EHW023	Q-30
EHK002	M-16	EHP150	N-22	EHT005	Q-15	EHW024	Q-29
EHK003	M-15	EHP151	N-23	EHT200	L-20	EHW025	Q-28
EHK004	M-14	EHP501	N-35	EHT301	Q-25	EHW026	Q-27
EHK005	M-31	EHP502	N-19	EHT303	Q-24	EHW027	Q-26
EHK006	M-28	EHP503	N-24	EHT305	Q-42	EHW028	Q-35
EHK007	M-29	EHP504	N-34	EHT306	Q-43	EHW029	Q-16
EHK008	M-30	EHP505	N-20	EHT451	K-29	EHW030	Q-7
EHK009	O-18	EHP506	N-6	EHT452	K-30	EHW032	Q-11
EHK010	M-17	EHP507	N-7	EHT453	K-26	EHW035	Q-10
EHK011	M-13	EHP508	N-10	EHT454	K-27	EHW036	Q-31
EHK012	M-11	EHP509	N-9	EHT455	K-28	EHW150	Q-8
EHK013	M-9	EHP510	N-8	EHT480	J-9	EHW500	O-28
EHK014	M-7	EHP512	N-21	EHW001	Q-20	EHW501	O-32
EHK015	M-5	EHP513	N-33	EHW002	Q-40	EHW502	O-29
EHK016	M-18	EHP514	N-18	EHW003	Q-19	EHW503	O-30
EHK029	M-32	EHP515	N-32	EHW004	Q-17	EHW504	O-31
EHM001	M-6	EHP516	N-17	EHW005	Q-14	EHW505	O-34
EHM002	M-8	EHP517	N-31	EHW006	O-27	EHW506	O-35
EHM003	M-23	EHP518	N-16	EHW007	Q-18	EHW507	O-33
EHM004	M-12	EHP519	N-13	EHW008	Q-36	EHW520	J-18
EHM005	M-10	EHP521	N-12	EHW009	Q-9	H0034	M-24
EHM500	O-16	EHP522	N-15	EHW010	Q-23	H0319	M-20
EHM501	O-17	EHP524	N-30	EHW011	Q-21	H0349	M-22
EHN002	O-21	EHP542	N-14	EHW012	Q-22	H0363	N-11
EHN003	O-22	EHS001	P-7	EHW013	Q-13	H0364	Q-6
EHN004	O-23	EHS002	P-10	EHW014	Q-12	H0521	M-21
EHN005	O-24	EHS003	P-9	EHW015	Q-37	H201	J-10
EHN006	O-25	EHS004	P-8	EHW016	O-12	H275	J-11
EHN007	O-26	EHS005	P-3	EHW017	O-8	H285	L-26
EHP002	N-29	EHS006	P-5	EHW018	O-9		
EHP003	N-36	EHS007	P-4	EHW019	O-10		
EHP004	N-26	EHS010	P-6	EHW020	O-11		
EHP005	N-25	EHS500	O-19	EHW021	Q-39		
EHP007	N-27	EHS501	O-20	EHW022	Q-38		

Need your order fast?

Check out our **Made to Stock** section
for core products ready to ship.

ENGINEERING
TOMORROW



Danfoss Power Solutions, Nordborgvej 81, 6430 Nordborg, Denmark, Tel. +45 74 88 22 22, Fax +45 74 65 25 80
www.danfoss.com, E-mail: info@danfoss.com

Any information, including, but not limited to information on selection of product, its application or use, product design, weight, dimensions, capacity or any other technical data in product manuals, catalogues descriptions, advertisements, etc. and whether made available in writing, orally, electronically, online or via download, shall be considered informative, and is only binding if and to the extent, explicit reference is made in a quotation or order confirmation. Danfoss cannot accept any responsibility for possible errors in catalogues, brochures, videos and other material. Danfoss reserves the right to alter its products without notice. This also applies to products ordered but not delivered provided that such alterations can be made without changes to form, fit or function of the product. All trademarks in this material are property of Danfoss A/S or Danfoss group companies. Danfoss and the Danfoss logo are trademarks of Danfoss A/S. All rights reserved.